



# Grade 4

## Wyoming Content Standards

All Adopted and Active Content Area Sets as of July 2025

### Rationale:

When a new or updated set of Wyoming Content & Performance Standards (WYCPS) is adopted under the State Board of Education and approved by the Governor, it is adopted with a designated school year by which districts must implement that new or updated set of standards into their district curriculum, instruction, and district assessment system. The time between the adoption date and the designated school year by which the new set must be implemented is the transition period districts are granted for this implementation. See Standards Expectations and Definitions on pages 2-3.

This document is a compilation of all ten WYCPS content areas. This includes previously adopted standards sets that will be phased out and newly-adopted standards sets that are to be implemented by a designated school year. For content areas that have two sets of standards, the previously adopted set is to be phased out and the newly adopted set is to be phased in by the designated implementation date on that set. Once the new set is fully implemented, this document will be updated on the WDE website to remove the phased out content area standards set(s).

### Contents:

Grade 4 English Language Arts (ELA) Standards.....	<a href="#">4</a>
Grade 4 English Language Arts (ELA) (2012) .....	<a href="#">4</a>
Grade 4 Science Standards.....	<a href="#">9</a>
Grade 4 Science (2023) .....	<a href="#">10</a>
Grade 4 Math Standards .....	<a href="#">11</a>
Grade 4 Math (2023) .....	<a href="#">12</a>
Grade 3-5 Social Studies Standards .....	<a href="#">14</a>
Grade 3-5 Social Studies (2014+2018) .....	<a href="#">14</a>
Grade K-5 Career and Vocational Education (CTE) Standards .....	<a href="#">17</a>
Grade K-5 Career and Vocational Education (CTE) (2014) .....	<a href="#">17</a>
Grade 3-4/3-5 Health and Safety Standards.....	<a href="#">19</a>
Grade 3-4 Health (2012).....	<a href="#">19</a>
Grade 3-5 Health and Safety (2023).....	<a href="#">21</a>
Grade 3-5 Physical Education Standards .....	<a href="#">22</a>
Grade 3-5 Physical Education (2014) .....	<a href="#">22</a>
Grade 3-5 Physical Education (2023) .....	<a href="#">23</a>
Grade K-12/3-12 World Languages & Cultures Standards .....	<a href="#">24</a>
Grade K-12 Foreign/World Language (2013).....	<a href="#">24</a>
Grade 3-12 World Languages & Cultures (2024).....	<a href="#">25</a>
Grade 3-5 Computer Science Standards .....	<a href="#">26</a>
Grade 3-5 Computer Science (2020).....	<a href="#">27</a>
Grade 3-5 Computer Science (2023).....	<a href="#">29</a>
Grade K-4/3-5 Fine & Performing Arts Standards .....	<a href="#">30</a>
Grade K-4 Fine & Performing Arts (2013) .....	<a href="#">30</a>
Grade 3-5 Fine & Performing Arts (2023) .....	<a href="#">34</a>

## Standards Expectations and Definitions:

The State Board of Education designated expectations for districts' instruction and assessment of WYCPS in each grade band of each content area standards set adopted after 2023, as seen in the table below. All students in grades K-12 are expected to be educated on all Content Standards, unless the corresponding cell for grade band and content area on the table below is marked with "Elective," in which case students would only be required to receive instruction on those Content Standards if they elected to take that course.

Students must be assessed through the District's Assessment System on the Performance Standards in each light gray-shaded content area/grade band cell containing "Performance Standards" on the table below, unless the corresponding cell for grade band and content area is marked with "Elective," in which case the Performance Standards would be required to be assessed only for students who elected to take that course.

The content areas of \*ELA, CTE, and Social Studies have not been adopted with this designation yet; therefore, all grade bands are identified as Content & Performance Standards until each content area is adopted. The terms found in this table are further defined on the next page.

CONTENT AREA	GRADE BAND			
	K-2	3-5	6-8	9-12
<b>*ELA</b>	Content & Performance Standards	Content & Performance Standards	Content & Performance Standards	Content & Performance Standards
<b>Math</b>	Content & Performance Standards	Content & Performance Standards	Content & Performance Standards	Content & Performance Standards
<b>Science</b>	Content Standards	Content & Performance Standards	Content & Performance Standards	Content & Performance Standards
<b>*Social Studies</b>	Content Standards	Content Standards	Content & Performance Standards	Content & Performance Standards
<b>Health &amp; Safety</b>	Content Standards	Content Standards	Content Standards	Content & Performance Standards
<b>PE</b>	Content Standards	Content Standards	Content Standards	Content & Performance Standards
<b>*CTE</b>	Content Standards	Content Standards	Content Standards	Content & Performance Standards <b>Elective</b>
<b>Fine &amp; Performing Arts</b>	Content Standards	Content Standards	Content & Performance Standards <b>Elective</b>	Content & Performance Standards <b>Elective</b>
<b>Computer Science</b>	Content Standards	Content Standards	Content & Performance Standards <b>Elective</b>	Content & Performance Standards <b>Elective</b>
<b>World Languages &amp; Cultures</b>	Content Standards	Content & Performance Standards <b>Elective</b>		

### **Content Standards:**

Content Standards define the content knowledge and skills students are expected to know and be able to do by the end of the grade band. They are built foundationally and then in learning progressions. They do not dictate what methodology or instructional materials should be used, nor how the material is delivered. Schools have local control on how to map out the curriculum for any standards grouped by grade bands.

### **Performance Standards:**

Performance Standards are the standards all students are expected to learn and be assessed on through the district assessment system by the end of the grade band. They specify the specific degree of understanding or demonstration of the knowledge and/or skills at the proficient level. As such, they employ clear action verbs and describe "how good is good enough."

Districts and teachers are expected to give students multiple opportunities to demonstrate proficiency on the Performance Standards through the District Assessment System (DAS) and provide appropriate supports for student success. In the secondary level, only students electing to take a course aligned to these standards need to be assessed in the DAS.

### **Elective:**

Elective means all students must be offered the opportunity to take content area instruction within the indicated grade level or grade band should they elect to do so. Districts may choose how to offer elective coursework, but all Content and Performance Standards must be included in a series of courses or the educational program.

## Grade 4 English Language Arts (ELA) Standards

---

### Standards Review Process Note:

The ELA Standards are currently being reviewed (as of July 2025). The below set (2012) will continue to be in effect until a new/updated set is adopted and due to be fully implemented, as approved by the State Board of Education.

## Grade 4 English Language Arts (ELA) (2012)

Sole Adopted Set - Until New/Updated Set Adopted via Standards Review Process

---

### Reading for Literature

#### Key Ideas and Details

- RL.4.1 Refer to details and examples in a text when explaining what the text says explicitly and when drawing inferences from the text.
- RL.4.2 Determine a theme of a story, drama, or poem from details in the text; summarize the text.
- RL.4.3 Describe in depth a character, setting, or event in a story or drama, drawing on specific details in the text (e.g., a character's thoughts, words, or actions).

#### Craft and Structure

- RL.4.4 Determine the meaning of words and phrases as they are used in a text, including those that allude to significant characters found in mythology (e.g., Herculean).
- RL.4.5 Explain major differences between poems, drama, and prose, and refer to the structural elements of poems (e.g., verse, rhythm, meter) and drama (e.g., casts of characters, settings, descriptions, dialogue, stage directions) when writing or speaking about a text.
- RL.4.6 Compare and contrast the point of view from which different stories are narrated, including the difference between first- and third-person narrations.

#### Integration of Knowledge and Ideas

- RL.4.7 Make connections between the text of a story or drama and a visual or oral presentation of the text, identifying where each version reflects specific descriptions and directions in the text.
- RL.4.8 N/A to literature.
- RL.4.9 Compare and contrast the treatment of similar themes and topics (e.g., opposition of good and evil) and patterns of events (e.g., the quest) in stories, myths, and traditional literature from different cultures.

#### Range of Reading and Level of Text Complexity

- RL.4.10 By the end of the year, read and comprehend literature, including stories, dramas, and poetry, in the grades 4–5 text complexity band proficiently, with scaffolding as needed at the high end of the range.

## Reading for Informational Text

### Key Ideas and Details

- RI.4.1 Refer to details and examples in a text when explaining what the text says explicitly and when drawing inferences from the text.
- RI.4.2 Determine the main idea of a text and explain how it is supported by key details; summarize the text.
- RI.4.3 Explain events, procedures, ideas, or concepts in a historical, scientific, or technical text, including what happened and why, based on specific information in the text.

### Craft and Structure

- RI.4.4 Determine the meaning of general academic and domain-specific words or phrases in a text relevant to a grade 4 topic or subject area.
- RI.4.5 Describe the overall structure (e.g., chronology, comparison, cause/effect, problem/solution) of events, ideas, concepts, or information in a text or part of a text.
- RI.4.6 Compare and contrast a firsthand and secondhand account of the same event or topic; describe the differences in focus and the information provided.

### Integration of Knowledge and Ideas

- RI.4.7 Interpret information presented visually, orally, or quantitatively (e.g., in charts, graphs, diagrams, time lines, animations, or interactive elements on Web pages) and explain how the information contributes to an understanding of the text in which it appears.
- RI.4.8 Explain how an author uses reasons and evidence to support particular points in a text.
- RI.4.9 Integrate information from two texts on the same topic in order to write or speak about the subject knowledgeably.

### Range of Reading and Level of Text Complexity

- RI.4.10 By the end of year, read and comprehend informational texts, including history/social studies, science, and technical texts, in the grades 4–5 text complexity band proficiently, with scaffolding as needed at the high end of the range.

## Reading Foundational Skills

### Phonics and Word Recognition

- RF.4.3 Know and apply grade-level phonics and word analysis skills in decoding words.
  - RF.4.3.a Use combined knowledge of all letter-sound correspondences, syllabication patterns, and morphology (e.g., roots and affixes) to read accurately unfamiliar multisyllabic words in context and out of context.

### Fluency

- RF.4.4 Read with sufficient accuracy and fluency to support comprehension.
  - RF.4.4.a Read on-level text with purpose and understanding.
  - RF.4.4.b Read on-level prose and poetry orally with accuracy, appropriate rate, and expression on successive readings.
  - RF.4.4.c Use context to confirm or self-correct word recognition and understanding, rereading as necessary.

## Writing

### Text Types and Purposes

- W.4.1** Write opinion pieces on topics or texts, supporting a point of view with reasons and information.
  - W.4.1.a** Introduce a topic or text clearly, state an opinion, and create an organizational structure in which related ideas are grouped to support the writer's purpose.
  - W.4.1.b** Provide reasons that are supported by facts and details.
  - W.4.1.c** Link opinion and reasons using words and phrases (e.g., for instance, in order to, in addition).
  - W.4.1.d** Provide a concluding statement or section related to the opinion presented.
- W.4.2** Write informative/explanatory texts to examine a topic and convey ideas and information clearly.
  - W.4.2.a** Introduce a topic clearly and group related information in paragraphs and sections; include formatting (e.g., headings), illustrations, and multimedia when useful to aiding comprehension.
  - W.4.2.b** Develop the topic with facts, definitions, concrete details, quotations, or other information and examples related to the topic.
  - W.4.2.c** Link ideas within categories of information using words and phrases (e.g., another, for example, also, because).
  - W.4.2.d** Use precise language and domain-specific vocabulary to inform about or explain the topic.
  - W.4.2.e** Provide a concluding statement or section related to the information or explanation presented.
- W.4.3** Write narratives to develop real or imagined experiences or events using effective technique, descriptive details, and clear event sequences.
  - W.4.3.a** Orient the reader by establishing a situation and introducing a narrator and/or characters; organize an event sequence that unfolds naturally.
  - W.4.3.b** Use dialogue and description to develop experiences and events or show the responses of characters to situations.
  - W.4.3.c** Use a variety of transitional words and phrases to manage the sequence of events.
  - W.4.3.d** Use concrete words and phrases and sensory details to convey experiences and events precisely.
  - W.4.3.e** Provide a conclusion that follows from the narrated experiences or events.

### Production and Distribution of Writing

- W.4.4** Produce clear and coherent writing in which the development and organization are appropriate to task, purpose, and audience. (Grade-specific expectations for writing types are defined in standards W.4.1 through W.4.3 in the Writing Domain.)
- W.4.5** With guidance and support from peers and adults, develop and strengthen writing as needed by planning, revising, and editing. (Editing for conventions should demonstrate command of Language standards 1–3 up to and including grade 4. The grade 4 language standards are found in the Language Domain.)
- W.4.6** With some guidance and support from adults, use technology, including the Internet, to produce and publish writing as well as to interact and collaborate with others; demonstrate sufficient command of keyboarding skills to type a minimum of one page in a single sitting.

### **Research to Build and Present Knowledge**

- W.4.7** Conduct short research projects that build knowledge through investigation of different aspects of a topic.
- W.4.8** Recall relevant information from experiences or gather relevant information from print and digital sources; take notes and categorize information, and provide a list of sources.
- W.4.9** Draw evidence from literary or informational texts to support analysis, reflection, and research.
  - W.4.9.a** Apply grade 4 Reading standards to literature (e.g., “Describe in depth a character, setting, or event in a story or drama, drawing on specific details in the text [e.g., a character’s thoughts, words, or actions]”).
  - W.4.9.b** Apply grade 4 Reading standards to informational texts (e.g., “Explain how an author uses reasons and evidence to support particular points in a text”).

### **Range of Writing**

- W.4.10** Write routinely over extended time frames (time for research, reflection, and revision) and shorter time frames (a single sitting or a day or two) for a range of discipline-specific tasks, purposes, and audiences.

## **Speaking and Listening**

### **Comprehension and Collaboration**

- SL.4.1** Engage effectively in a range of collaborative discussions (one-on-one, in groups, and teacher-led) with diverse partners on grade 4 topics and texts, building on others’ ideas and expressing their own clearly.
  - SL.4.1.a** Come to discussions prepared, having read or studied required material; explicitly draw on that preparation and other information known about the topic to explore ideas under discussion.
  - SL.4.1.b** Follow agreed-upon rules for discussions and carry out assigned roles.
  - SL.4.1.c** Pose and respond to specific questions to clarify or follow up on information, and make comments that contribute to the discussion and link to the remarks of others.
  - SL.4.1.d** Review the key ideas expressed and explain their own ideas and understanding in light of the discussion.
- SL.4.2** Paraphrase portions of a text read aloud or information presented in diverse media and formats, including visually, quantitatively, and orally.
- SL.4.3** Identify the reasons and evidence a speaker provides to support particular points.

### **Presentation of Knowledge and Ideas**

- SL.4.4** Report on a topic or text, tell a story, or recount an experience in an organized manner, using appropriate facts and relevant, descriptive details to support main ideas or themes; speak clearly at an understandable pace.
- SL.4.5** Add audio recordings and visual displays to presentations when appropriate to enhance the development of main ideas or themes.
- SL.4.6** Differentiate between contexts that call for formal English (e.g., presenting ideas) and situations where informal discourse is appropriate (e.g., small-group discussion); use formal English when appropriate to task and situation. (See grade 4 standard L.4.1 in the Language Domain for specific expectations.)

## Language

### Conventions of Standard English

- L.4.1** Demonstrate command of the conventions of standard English grammar and usage when writing or speaking.
  - L.4.1.a** Use relative pronouns (who, whose, whom, which, that) and relative adverbs (where, when, why).
  - L.4.1.b** Form and use the progressive (e.g., I was walking; I am walking; I will be walking) verb tenses.
  - L.4.1.c** Use modal auxiliaries (e.g., can, may, must) to convey various conditions.
  - L.4.1.d** Order adjectives within sentences according to conventional patterns (e.g., *a small red bag* rather than *a red small bag*).
  - L.4.1.e** Form and use prepositional phrases.
  - L.4.1.f** Produce complete sentences, recognizing and correcting inappropriate fragments and run-ons.
  - L.4.1.g** Correctly use frequently confused words (e.g., to, too, two; there, their).
- L.4.2** Demonstrate command of the conventions of standard English capitalization, punctuation, and spelling when writing.
  - L.4.2.a** Use correct capitalization.
  - L.4.2.b** Use commas and quotation marks to mark direct speech and quotations from a text.
  - L.4.2.c** Use a comma before a coordinating conjunction in a compound sentence.
  - L.4.2.d** Spell grade-appropriate words correctly, consulting references as needed.

### Knowledge of Language

- L.4.3** Use knowledge of language and its conventions when writing, speaking, reading, or listening.
  - L.4.3.a** Choose words and phrases to convey ideas precisely.
  - L.4.3.b** Choose punctuation for effect.
  - L.4.3.c** Differentiate between contexts that call for formal English (e.g., presenting ideas) and situations where informal discourse is appropriate (e.g., small-group discussion).

### Vocabulary Acquisition and Use

- L.4.4** Determine or clarify the meaning of unknown and multiple-meaning words and phrases based on grade 4 reading and content, choosing flexibly from a range of strategies.
  - L.4.4.a** Use context (e.g., definitions, examples, or restatements in text) as a clue to the meaning of a word or phrase.
  - L.4.4.b** Use common, grade-appropriate Greek and Latin affixes and roots as clues to the meaning of a word (e.g., telegraph, photograph, autograph).
  - L.4.4.c** Consult reference materials (e.g., dictionaries, glossaries, thesauruses), both print and digital, to find the pronunciation and determine or clarify the precise meaning of key words and phrases.
- L.4.5** Demonstrate understanding of figurative language, word relationships, and nuances in word meanings.
  - L.4.5.a** Explain the meaning of simple similes and metaphors (e.g., as pretty as a picture) in context.
  - L.4.5.b** Recognize and explain the meaning of common idioms, adages, and proverbs.
  - L.4.5.c** Demonstrate understanding of words by relating them to their opposites (antonyms) and to words with similar but not identical meanings (synonyms).
- L.4.6** Acquire and use accurately grade-appropriate general academic and domain-specific words and phrases, including those that signal precise actions, emotions, or states of being (e.g., quizzed, whined, stammered) and that are basic to a particular topic (e.g., *wildlife*, *conservation*, and *endangered* when discussing animal preservation).



## Grade 4 Science Standards

---

### **Three Dimensions of Science:**

#### **Dimension 1: Crosscutting Concepts (CCC)**

The seven Crosscutting Concepts, listed below, have application across all domains of science. As such, they provide one way of linking across the domains of the Disciplinary Core Ideas.

1. Patterns.
2. Cause and effect.
3. Scale, proportion, and quantity.
4. Systems and system models.
5. Energy and matter.
6. Structure and function.
7. Stability and change.

#### **Dimension 2: Disciplinary Core Ideas (DCI)**

The continuing expansion of scientific knowledge makes it impossible to teach all of the ideas related to a given discipline in exhaustive detail during the K-12 years. But given the cornucopia of information available today, virtually at a touch, an important role of science education is not to teach “all the facts” but rather to prepare students in the four domains of science with sufficient core knowledge so that they can later acquire additional information on their own. The four domains referenced are: 1) physical science, 2) life science, 3) Earth and space science, and 4) engineering, technology, and applications of science.

#### **Dimension 3: Science and Engineering Practices (SEP)**

The eight Science and Engineering Practices (SEPs), listed below, describe both (a) the major practices that scientists employ as they investigate and build models and theories about the world and (b) a key set of engineering practices that engineers use as they design and build systems. We use the term “practices” instead of skills to emphasize that engaging in a scientific investigation requires not only skill but also knowledge that is specific to each practice.

1. Asking questions (for science) and defining problems (for engineering).
2. Developing and using models.
3. Planning and carrying out investigations.
4. Analyzing and interpreting data.
5. Using mathematics and computational thinking.
6. Constructing explanations (for science) and designing solutions (for engineering).
7. Engaging in argument from evidence.
8. Obtaining, evaluating, and communicating information.

## Grade 4 Science (2023)

Currently Adopted Set - To Be Fully Implemented by the Beginning of School Year 2025-26

---

### Physical Science

#### PS3 Energy

4-PS3-4 Apply scientific ideas to design, test, and refine a device that converts energy from one form to another.

#### PS4 Waves and Their Applications in Technologies for Information Transfer

4-PS4-1 Develop a model of waves to describe patterns in terms of amplitude and wavelength and that waves can cause objects to move.

4-PS4-3 Generate and compare multiple solutions that use patterns to transfer information.

### Life Science

#### LS1 From Molecules to Organisms: Structure and Processes

4-LS1-1 Construct an argument that plants and animals have internal and external structures that function to support survival, growth, behavior, and reproduction.

### Earth and Space Science

#### ESS1 Earth's Place in the Universe

4-ESS1-1 Identify evidence from patterns in rock formations and fossils in rock layers to support an explanation for changes in a landscape over time.

### Engineering and Design

#### ETS1 Engineering, Technology, & Applications of Science

3-5-ETS1-2 Generate and compare multiple possible solutions to a problem based on how well each is likely to meet the criteria and constraints of the problem.

## Grade 4 Math Standards

---

### **Notes for Accessibility:**

For best results—if using screen reader technology to access this document—adjust punctuation settings/speech verbosity to read parentheses and other special characters aloud.

### **Grade 4 Math Practices**

#### **MP1 Make sense of problems and persevere in solving them.**

**4.MP.1** In grade four, students know that doing mathematics involves solving problems and discussing how they solved them. Students explain to themselves the meaning of a problem and look for ways to solve it.

#### **MP2 Reason abstractly and quantitatively.**

**4.MP.2** Students recognize that a number represents a specific quantity. They connect the quantity to written symbols and create a logical representation of the problem at hand, considering both the appropriate units involved and the meaning of quantities. They extend this understanding from whole numbers to their work with fractions and decimals. Students write simple expressions, record calculations with numbers, and represent or round numbers using place value concepts.

#### **MP3 Construct viable arguments and critique the reasoning of others.**

**4.MP.3** Students may construct arguments using concrete referents, such as objects, pictures, and drawings. They explain their thinking and make connections between models and equations. They refine their mathematical communication skills as they participate in mathematical discussions involving questions like “How did you get that?” and “Why is that true?” They explain their thinking to others and respond to others’ thinking.

#### **MP4 Model with mathematics.**

**4.MP.4** Students experiment with representing problem situations in multiple ways, including numbers, words (mathematical language), drawing pictures, using objects, acting out, making a chart, list, or graph, creating equations, etc. Students need opportunities to connect different representations and explain the connections. They should be able to use all of these representations as needed. Students should evaluate their results in the context of the situation and reflect on whether the results make sense.

#### **MP5 Use appropriate tools strategically.**

**4.MP.5** Students consider the available tools (including estimation) when solving a mathematical problem and decide when certain tools might be helpful. For instance, they may use graph paper or a number line to represent and compare decimals, and/or they may use protractors to measure angles. They use other measurement tools to understand the relative size of units within a system and express measurements given in larger units in terms of smaller units.

#### **MP6 Attend to precision.**

**4.MP.6** As students develop their mathematical communication skills, they try to use clear and precise language in their discussions with others and in their own reasoning. They are careful about specifying units of measure and stating the meaning of the symbols they choose. For instance, they use appropriate labels when creating a line plot.

### **MP7 Look for and make use of structure.**

**4.MP.7** Students look closely to discover a pattern or structure. For instance, students use properties of operations to explain calculations (partial products model). They relate representations of counting problems such as tree diagrams and arrays to the multiplication principle of counting. They generate number or shape patterns that follow a given rule.

### **MP8 Look for and express regularity in repeated reasoning.**

**4.MP.8** Students notice repetitive actions in computation to make generalizations. Students use models to explain calculations and understand how algorithms work. They also use models to examine patterns and generate their own algorithms. For example, students use visual fraction models to write equivalent fractions.

## **Grade 4 Math (2023)**

Currently Adopted Set - To Be Fully Implemented by the Beginning of School Year 2025-26

### **Operations and Algebraic Thinking**

#### **Use the four operations with whole numbers to solve problems.**

- 4.OA.3** Solve multi-step word problems posed with whole numbers, including problems in which remainders must be interpreted.
- 4.OA.3a** Represent these problems using equations with a letter standing for the unknown quantity.
- 4.OA.3b** Assess the reasonableness of answers using mental computation and estimation strategies including rounding.

### **Number and Operations in Base Ten**

#### **Generalize place value understanding for multi-digit whole numbers (limited to numbers less than or equal to 1,000,000).**

- 4.NBT.2** Read and write multi-digit whole numbers using base-ten numerals, number names, and expanded form. Compare two multi-digit numbers based on meanings of the digits in each place, using  $>$ ,  $=$ , and  $<$  symbols.
- 4.NBT.3** Use place value understanding to round multi-digit whole numbers to any place.

#### **Use place value understanding and properties of operations to perform multi-digit arithmetic (limited to whole numbers less than or equal to 1,000,000).**

- 4.NBT.5** Use strategies based on place value and the properties of multiplication to:
  - 4.NBT.5a** Multiply a whole number of up to four digits by a one-digit whole number.
  - 4.NBT.5b** Multiply a pair of two-digit numbers.
  - 4.NBT.5c** Use appropriate models to explain the calculation, such as by using equations, rectangular arrays, and/or area models.
- 4.NBT.6** Use strategies based on place value, the properties of multiplication, and/or the relationship between multiplication and division to find quotients and remainders with up to four-digit dividends and one-digit divisors. Use appropriate models to explain the calculation, such as by using equations, rectangular arrays, and/or area models.

## Number and Operations - Fractions

**Extend understanding of fraction equivalence and ordering (limited to denominators 2, 3, 4, 5, 6, 8, 10, 12, and 100).**

- 4.NF.1 Explain why a fraction  $\frac{a}{b}$  is equivalent to a fraction  $\frac{n \times a}{n \times b}$  by using visual fraction models, with attention to how the number and size of the parts differ even though the two fractions themselves are the same size. Use this principle to recognize and generate equivalent fractions.
- 4.NF.2 Compare two fractions with different numerators and different denominators by creating common denominators or numerators, or by comparing to a benchmark fraction such as  $\frac{1}{2}$ .
- 4.NF.2a Recognize that comparisons are valid only when the two fractions refer to the same whole.
- 4.NF.2b Record the results of comparisons with symbols  $>$ ,  $=$ , or  $<$ .
- 4.NF.2c Justify the conclusions by using a visual fraction model.

**Build fractions from unit fractions by applying and extending previous understandings of operations on whole numbers (limited to denominators 2, 3, 4, 5, 6, 8, 10, 12, and 100).**

- 4.NF.3 Understand a fraction  $\frac{a}{b}$  with  $a > 1$  as a sum of unit fractions ( $\frac{1}{b}$ ).
- 4.NF.3a Understand addition and subtraction of fractions as joining and separating parts referring to the same whole.
- 4.NF.3b Decompose a fraction into a sum of fractions with the same denominator in more than one way, recording each decomposition by an equation. Justify decompositions by using a visual fraction model.
- 4.NF.3c Add and subtract mixed numbers with like denominators by replacing each mixed number with an equivalent fraction, and/or by using properties of addition and the relationship between addition and subtraction.
- 4.NF.3d Solve word problems involving addition and subtraction of fractions referring to the same whole and having like denominators.

**Understand decimal notation for fractions, and compare decimal fractions.**

- 4.NF.7 Compare and order decimal numbers to hundredths and justify by using concrete and visual models. Record the results of comparisons with the words "is greater than," "is equal to," "is less than," and with the symbols  $>$ ,  $=$ , and  $<$ .

## Measurement and Data

**Solve problems involving measurement and conversion of measurements from a larger unit to a smaller unit.**

- 4.MD.3 Apply the area and perimeter formulas for rectangles in real-world and mathematical problems.

**Geometric measurement: understand concepts of angle and measure angles.**

- 4.MD.7 Solve addition and subtraction problems to find unknown angles on a diagram in real-world and mathematical problems.

## Geometry

**Draw and identify lines and angles, and classify shapes by properties of their lines and angles.**

- 4.G.2 Classify two-dimensional figures based on the presence or absence of parallel or perpendicular lines, or the presence or absence of angles of a specified size. Recognize right triangles as a category, and identify right triangles.

## Grade 3-5 Social Studies Standards

---

### **Standards Review Process Note:**

The Social Studies Standards are currently (as of July 2025) scheduled to undergo the Standards Review Process during the 2026–2027 calendar years. The below set (2014+2018) will continue to be in effect until a new/updated set is adopted and due to be fully implemented, as approved by the State Board of Education.

### **Grade Band Note:**

The 2014+2018 Social Studies Standards were created in grade bands. Below are the Grade 3–5 Standards. Please note school districts make local decisions on how to break up/repeat these standards across the 3-year span.

## Grade 3-5 Social Studies (2014+2018)

Sole Adopted Set - Until New/Updated Set Adopted via Standards Review Process

---

### **Citizenship, Government, and Democracy**

**Students analyze how people create and change structures of power, authority, and governance to understand the continuing evolution of governments and to demonstrate civic responsibility.**

- SS5.1.1 Describe the basic rights and responsibilities of citizenship.
- SS5.1.2 Understand the basic local, tribal, state, and national political processes (e.g., campaigning and voting).
- SS5.1.3 Understand the basic origins of the United States Constitution (e.g., Declaration of Independence).
- SS5.1.4 Understand the purpose of the U.S. legal system and that tribal governments have separate legal systems.
- SS5.1.5 Understand the purposes of the three branches of government (executive, legislative, and judicial).
  - SS5.1.5.a Understand how the Northern Arapaho and Eastern Shoshone are sovereign nations with their own systems of governance (i.e., each has a General Council and a resolution form of government).

### **Culture and Cultural Diversity**

**Students demonstrate an understanding of the contributions and impacts of human interaction and cultural diversity on societies.**

- SS5.2.1 Identify and describe the ways groups, including Indigenous Tribes of Wyoming (e.g., families, communities, schools, and social organizations), meet human needs and concerns (e.g., belonging, self-worth, and personal safety) and contribute to identity (e.g., personal, tribal, ethnic) and daily life (e.g., traditions, beliefs, language, customs).
- SS5.2.2 Describe, compare, and contrast ways in which unique expressions of culture (e.g., tribal affiliation, language, spirituality, stories, folktales, music, art, and dance) influence people.
- SS5.2.3 Identify and describe characteristics and contributions of local and state cultural groups, including Indigenous Tribes of Wyoming, in Wyoming and the region.
- SS5.2.4 Identify and describe positive and negative interactions (e.g., withholding of Native American U.S. citizenship until 1924), the tensions among cultural groups, social classes, and/or significant individuals in Wyoming and the United States (e.g., Martin Luther King Jr., Helen Keller, Sacagawea, Chief Washakie, Chief Black Coal, Chief Pocatello, Chief Sharp Nose, and Chief Friday).

## **Production, Distribution, and Consumption**

**Students describe the influence of economic factors on societies and make decisions based on economic principles.**

- SS5.3.1 Give examples of needs, wants, goods, services, scarcity, and choice.
- SS5.3.2 Identify basic economic concepts (e.g., supply, demand, price, and trade).
- SS5.3.3 Identify and describe how science and technology have affected production and distribution locally, nationally, and globally (e.g., trains and natural resources).
- SS5.3.4 Explain the roles and effect of money, banking, savings, and budgeting in personal life and society.

## **Time, Continuity, and Change**

**Students analyze events, people, problems, and ideas within their historical contexts.**

- SS5.4.1 Describe how small changes can lead to big changes (cause and effect) (e.g., introduction of horses to the Plains tribes, discovery of gold and minerals in the region, discovery of electricity, impact of the Homestead Act and Dawes Act, establishment of water rights and resource management).
- SS5.4.2 Describe how tools and technology make life easier; describe how one tool or technology evolves into another (e.g., telegraph to telephone to cell phone or travois to horse-drawn wagon to railroad to car); identify a tool or technology that impacted history (e.g., ships allowed for discovery of new lands, boiling water prevented spread of disease, railroads and the industrial revolution led to devastation of bison population, and impact of mineral and oil development in the region).
- SS5.4.3 Select current events for relevance and apply understanding of cause and effect to determine how current events impact people or groups, including Indigenous Tribes of Wyoming (e.g., energy development, water rights, new technology, and social issues).
- SS5.4.4 Discuss different groups that a person may belong to, including Indigenous Tribes of Wyoming, (e.g., family, neighborhood, cultural/ethnic, and workplace) and how those roles and/or groups have changed over time.
- SS5.4.5 Identify differences between primary (e.g., historical photographs, artifacts, and documents, including treaties) and secondary sources. Find primary and secondary sources about a historical event (e.g., creation of reservations, Sand Creek Massacre, and creation of national parks). Summarize central ideas in primary and secondary resources.

## **People, Places, and Environments**

**Students apply their knowledge of the geographic themes (location, place, movement, region, and human/environment interactions) and skills to demonstrate an understanding of interrelationships among people, places, and environment.**

- SS5.5.1 Apply mental mapping skills and use different representations of the Earth to demonstrate an understanding of human and physical patterns and how local decisions may create global impacts.
  - SS5.5.1.a Identify boundaries of the Wind River Indian Reservation.
- SS5.5.2 Explain how physical features, patterns, and systems impact different regions and how these features may help us generalize and compare areas within the reservation, state, nation, or world.

**SS5.5.3** Describe the human features of an area (e.g., language, religion, political and economic systems, population distribution, and quality of life), past and present settlement patterns (e.g., Indigenous Tribes of Wyoming and the Oregon Trail), and how ideas, goods, and/or people move from one area to another.

**SS5.5.3.a.i** Describe how cultural values of the Indigenous Tribes of Wyoming influence the importance and preservation of place and sacred sites (e.g., Devils Tower/Bear Lodge, Hot Springs State Park, Vedaauwoo, Crowheart Butte, Bighorn Medicine Wheel, Estes Park, Yellowstone, Heart Mountain, and Wind River Mountains).

**SS5.5.3.a.ii** Describe and identify a variety of place names and their connection to Indigenous Tribes of Wyoming.

**SS5.5.4** Describe how the environment influences people in Wyoming and how we adjust to and/or change our environment in order to survive (e.g., natural resources, housing, and food).

**SS5.5.4.a** Discuss the ways in which the environment, including climate and seasons, influenced how the Indigenous Tribes of Wyoming adapted to their natural environment (e.g., how they obtained food, clothing, tools, and migration).

### **Technology, Literacy, and Global Connections**

**Students use technology and literacy skills to access, synthesize, and evaluate information to communicate and apply social studies knowledge to global situations.**

**SS5.6.1** Use various media resources in order to address a question or solve a problem.

**SS5.6.2** Identify validity of information (e.g., accuracy, relevancy, fact, or fiction).

**SS5.6.3** Use digital tools to research, design, and present social studies concepts (e.g., understand how individual responsibility applies in usage of digital media).

**SS5.6.4** Identify the difference between primary and secondary sources.



## Grade K-5 Career and Vocational Education (CTE) Standards

---

### **Standards Review Process Note:**

The Career and Vocational Education (CTE) Standards are currently being reviewed (as of July 2025). The below set (2014) will continue to be in effect until a new/updated set is adopted and due to be fully implemented, as approved by the State Board of Education.

### **Grade Band Note:**

The 2014 Career and Vocational Education (CTE) Standards were created in grade bands. Below are the K-5 Standards. Please note school districts make local decisions on how to break up/repeat these standards across the 6-year span.

## Grade K-5 Career and Vocational Education (CTE) (2014)

Sole Adopted Set - Until New/Updated Set Adopted via Standards Review Process

---

### **Career Development and Readiness**

#### **Students demonstrate career planning and employability skills.**

- CV5.1.1 Students identify and describe various occupations.
- CV5.1.2 Students describe how work relates to meeting needs for goods, clothing, shelter, and other necessities for living.
- CV5.1.3 Students identify and demonstrate behaviors contributing to the successful completion of workplace tasks.
- CV5.1.4 Students complete tasks within an allotted time by acquiring, storing, organizing, and using materials and space efficiently.

### **Communication and Collaboration**

#### **Students develop the skills necessary to effectively lead, collaborate, and communicate.**

- CV5.2.1 Students identify and practice compromise and conflict resolution skills.
- CV5.2.2 Students share new concepts learned through peer teaching and presenting to a group.
- CV5.2.3 Students identify and actively participate in group roles and responsibilities while demonstrating respect and awareness of diversity.
- CV5.2.4 Students apply safe, legal, and responsible use of information and technology as appropriate to the task.

### **Critical Thinking and Problem Solving**

#### **Students use critical thinking skills to plan and conduct research, manage projects, solve problems, and make informed decisions using appropriate technology, tools, and resources.**

- CV5.3.1 Students identify and define real-world problems and meaningful questions for investigation.
- CV5.3.2 Students plan and manage activities to develop a solution or complete a project.
- CV5.3.3 Students collect and analyze data to identify solutions and make informed decisions.
- CV5.3.4 Students seek help from appropriate people (staff, students, parents, etc.) and appropriate resources.

## Technical Literacy

**Students effectively read, evaluate, write, and communicate technical information.**

- CV5.4.1 Students use a variety of methods including oral, written, graphic, pictorial, and/or multimedia in order to create and share a product.
- CV5.4.2 Students read and comprehend a variety of sources that provide workplace information, including functional texts.
- CV5.4.3 Students explain events, procedures, ideas, or concepts in technical texts, including what happened and why, based on specific information in the text. (Adapted from CCSS RI.4.3)
- CV5.4.4 Students interpret information presented visually, orally, or quantitatively (e.g., in charts, graphs, diagrams, time lines, animations, or interactive elements on Web pages) and explain how the information contributes to an understanding of the text in which it appears. (Adapted from CCSS RI.4.7)

## Technical Proficiency and Productivity

**Students safely, ethically, and productively use existing and new technologies and systems.**

- CV5.5.1 Students explain the need for rules within organizational systems.
- CV5.5.2 Students examine family, community, monetary, and school systems.
- CV5.5.3 Students understand and apply the responsibilities of digital citizenship.
- CV5.5.4 Students understand and appropriately use available technology systems.

## Grade 3-4/3-5 Health and Safety Standards

---

### Grade Band Note:

The 2012 Health and 2023 Health and Safety Standards were created in grade bands. Below are the standards grade bands that include Grade 4 from each set. Please note school districts make local decisions on how to break up/repeat these standards across the grade band spans.

### Acronyms for Suggested Health Topics:

The following list highlights the possible health topics that can be focused on while teaching the Grade 3-4/ 3-5 Health WYCPS:

ATOD	Alcohol, Tobacco, and Other Drugs
CEH	Community and Environmental Health
FAM	Family Life
IPS	Injury Prevention and Safety
ME	Mental and Emotional Health
NUT	Nutrition
PA	Physical Activity
PCD	Prevention and Control of Disease
PH	Personal Health
VPB	Violence Prevention and Bullying

## Grade 3-4 Health (2012)

Previously Adopted Set - To Be Phased Out by the Beginning of School Year 2026-27

---

### Health Information, Products, and Resources

**Students will access, analyze, and evaluate health information, products, and resources.**

- HE4.1.1 Explain when school and community resources should be accessed for specific health and safety emergencies. IPS, VPB, FAM
- HE4.1.2 Demonstrate the ability to access trusted resources at school or neighborhood that can help **reduce** or **avoid** health risks. CEH, FAM, IPS
- HE4.1.3 Demonstrate the ability to access trusted resources at school or neighborhood that can help **enhance** health. PH, NUT, CEH

### Problem Solving and Decision Making

**Students will use critical thinking and systematic processes to examine health-related problems and make decisions that enhance health and reduce or avoid health risks.**

- HE4.2.1 Describe situations or circumstances that help or hinder healthy decision-making. IPS, VPB, FAM
- HE4.2.2 Explain when assistance is needed for making health related decisions. IPS, VPB, CEH
- HE4.2.3 Illustrate how health related decisions can affect self and others. FAM, PH, PA
- HE4.2.4 Explain steps of a simple decision-making process to enhance health or reduce health risks (e.g., identify a few options and consequences of each option). IPS, VPB, ATOD (medicinal drugs)

- HE4.2.5 Explain the potential outcomes of each option when making a health-related decision (e.g., options regarding decision to intervene in a bullying situation – ask/get beat up). VPB, IPS, ATOD
- HE4.2.6 Describe how peers can influence decisions students make about health practices and risk behaviors. FAM, IPS, VPB
- HE4.2.7 Describe healthy options to health-related issues or problems (e.g., benefits of recess before and after lunch). PA, NUT, VPB
- HE4.2.8 Explain strategies for solving simple health problems that exist at home and school (e.g., create a poster advocating for washing hands, tell an adult, scientific inquiry process, etc.). PH, IPS, CEH

### Effective Communication

**Students will demonstrate the ability to use interpersonal communication skills to enhance health and reduce or avoid health risks.**

- HE4.3.1 Describe verbal and nonverbal methods of communication to enhance health or reduce/avoid health risks. FAM, ME, ATOD
- HE4.3.2 Describe characteristics of effective communication for the purpose of enhancing health or reducing/avoiding health risks. VPB, PCD
- HE4.3.3 Describe refusal skills to avoid or reduce health risks. ATOD, VPB, IPS
- HE4.3.4 Demonstrate the ability to use basic listening skills to enhance health or reduce/avoid health risks (e.g., eye contact, follow the speaker with eyes, stay quiet, wait turn in conversations, etc.). FAM, CEH, ME

### Personal and Social Responsibility

**Students will demonstrate the ability to use personal and social skills that are associated with taking responsible action for enhancing health and reducing or avoiding health risks.**

- HE4.4.1 Explain why specific behaviors help improve or maintain personal health. NUT, PH, IPS
- HE4.4.2 Explain behaviors that help avoid or reduce health risks. ATOD, VPB, IPS
- HE4.4.3 Explain how specific behaviors prevent the spread of disease. PCD, PH, CEH
- HE4.4.4 Describe a range of emotions and the situations that cause them. ME, VPB
- HE4.4.5 Describe and demonstrate the ability to express emotions in a socially acceptable manner (positive ways to express anger, alternatives to violence, etc.). ME
- HE4.4.6 Describe criteria for setting personal health goals. PH
- HE4.4.7 Set a measurable short-term personal health goal and monitor progress on achieving the goal (e.g., brush teeth two times per day, walk 10,000 steps every day). PA, NUT, IPS
- HE4.4.8 Describe how to work effectively with those who are different from oneself. FAM, VPB
- HE4.4.9 Define bullying and the role of the aggressor in bullying situations. VPB, ME

## Grade 3-5 Health and Safety (2023)

Newly Adopted Set - To Be Fully Implemented by the Beginning of School Year 2026-27

### Health Information, Concepts, Products, and Resources

**Students will access, analyze, and evaluate health information, products, and resources.**

- 5.HE.1.1 Demonstrate the ability to access appropriate health resources at school or in the community that help enhance health and prevent or reduce health risks. [Suggested Health Topics: ME, PH, NUT]

### Problem Solving and Decision Making

**Students will use critical thinking and systematic processes to examine health-related problems and make decisions that enhance health and prevent, reduce, or avoid health risks.**

- 5.HE.2.4 Describe how others can influence health-related decisions. [Suggested Health Topics: ATOD, NUT, PCD, PH]
- 5.HE.2.7 Use a decision-making process for a given health-related scenario (e.g., bullying, personal injury, nutrition, vaping). [Suggested Health Topics: ATOD, IPS, NUT, PCD, PH, VPB]

### Effective Communication

**Students will demonstrate the ability to use interpersonal communication skills to enhance health and prevent, reduce, or avoid health risks.**

- 5.HE.3.1 Describe how verbal and non-verbal techniques improve health or reduce health risks (e.g., argument will not escalate if I use “I” messages and avoid blaming others). [Suggested Health Topics: VPB, ATOD, FAM]
- 5.HE.3.3 Demonstrate the use of refusal strategies in a given scenario to prevent, reduce, or avoid health risks. [Suggested Health Topics: ATOD, IPS, PH, VPB]

### Personal and Social Responsibility

**Students will demonstrate the ability to use personal and social skills that are associated with taking responsible action for enhancing health and preventing, reducing, or avoiding health risks.**

- 5.HE.4.1 Explain behaviors that improve/maintain personal health, and prevent, reduce, or avoid health risks. [Suggested Health Topics: NUT, PH, IPS, ME, ATOD, VPB]
- 5.HE.4.6 Demonstrate the ability to manage stress and emotions in a socially acceptable manner (e.g., positive ways to express anger, alternatives to violence, etc.). [Suggested Health Topic: ME]
- 5.HE.4.8 Set a short-term personal health goal and reflect on individual progress (e.g., brush teeth two times per day, walk 10,000 steps every day, 8-10 hours of sleep). [Suggested Health Topics: PA, NUT, PH]
- 5.HE.4.10 Describe how individual, social, and cultural differences make us unique, and demonstrate the ability to value/show respect for others. [Suggested Health Topics: VPB, ME]
- 5.HE.4.11 Define various types of bullying, and the roles of the aggressor and bystanders in bullying situations (e.g., physical aggression, social/relational aggression, intimidation, verbal aggression, written aggression, cyber bullying, hazing, etc.). [Suggested Health Topics: VPB, CEH, ME]

## Grade 3-5 Physical Education Standards

---

### Grade Band Note:

The 2014 and 2023 Physical Education Standards were created in grade bands. Below are the Grade 3-5 Standards from each set. Please note school districts make local decisions on how to break up/repeat these standards across the 3-year span.

### Grade 3-5 Physical Education (2014)

Previously Adopted Set - To Be Phased Out by the Beginning of School Year 2026-27

---

#### Movement

**The physically literate individual demonstrates competency and applies knowledge of a variety of movement skills, movement patterns, concepts, principles, and strategies/tactics as they apply to the learning and performance of physical activities.**

- PE5.1.1 Students combine locomotor and body control skills into movement patterns.
- PE5.1.2 Students demonstrate a combination of body control skills.
- PE5.1.3 Students apply fundamental manipulative skills in a variety of physical activities.
- PE5.1.4 Students demonstrate and apply basic tactics and principles of movement.
- PE5.1.5 Students explain critical elements of locomotor skills.
- PE5.1.6 Students explain critical elements of body control skills.
- PE5.1.7 Students explain critical elements of fundamental manipulative skills.
- PE5.1.8 Students explain basic tactics and principles of movement.

#### Fitness

**The physically literate individual demonstrates the knowledge and skills to achieve and maintain a health-enhancing level of physical activity and fitness.**

- PE5.2.1 Students assess current levels of personal health-related fitness.
- PE5.2.2 Students define the health benefits of physical activity.
- PE5.2.3 Students explain the principles, components, and practices of health-related fitness.
- PE5.2.4 Students engage in a variety of physical activities that will enhance health-related fitness (inside and/or outside of school).
- PE5.2.5 Students recognize valid characteristics of fitness-related products, technology, and resources.

#### Personal and Social Behavior

**The physically literate individual exhibits responsible personal and social behavior that respects self and others and recognizes the value of physical activity for challenge, self-expression, and/or social interaction.**

- PE5.3.1 Students understand the purpose of and apply appropriate rules, procedures, and safe practices in physical activity settings.
- PE5.3.2 Students interact and communicate positively with others.
- PE5.3.3 Students participate in and explain physical activities that promote self-challenge and enjoyment.
- PE5.3.4 Students participate in physical activities that promote self-expression and social and group interaction.

## Grade 3-5 Physical Education (2023)

Newly Adopted Set - To Be Fully Implemented by the Beginning of School Year 2026-27

---

### Movement Skills

**The physically literate individual demonstrates competency and applies knowledge of a variety of movement skills, movement patterns, concepts, principles, and tactics as they apply to the learning and performance of physical activities.**

- 5.PE.1.1 Combine locomotor and body control skills into movement patterns.
- 5.PE.1.3 Demonstrate fundamental manipulative skills in a variety of physical activities.
- 5.PE.1.4 Demonstrate and apply foundational tactics and principles of movement.

### Fitness

**The physically literate individual demonstrates the knowledge and skills to achieve and maintain a health-enhancing level of physical activity and fitness.**

- 5.PE.2.2 Describe the health benefits of physical activity.
- 5.PE.2.3 Identify the principles, components, and practices of health-related fitness.

### Personal And Social Behavior

**The physically literate individual exhibits responsible personal and social behavior that respects self and others and recognizes the value of physical activity for challenge, self-expression, and/or social interaction.**

- 5.PE.3.1 Describe the purpose of and apply appropriate rules, procedures, and safe practices in physical activity settings.
- 5.PE.3.2 Interact positively and communicate respectfully with others in physical activity settings.
- 5.PE.3.3 Participate in physical activities that promote self-challenge.
- 5.PE.3.5 Participate in creative movement that promotes self-expression.

## Grade K-12/3-12 World Languages & Cultures Standards

---

### Grade Band Note:

The 2013 Foreign/World Language and 2024 World Languages & Cultures Standards were created in grade bands—the 2013 Foreign/World Language standards being grouped into one K-12 grade band and the 2024 World Languages & Cultures being grouped into K-2 and 3-12 grade bands. Below are the standards grade bands that include Grade 4 from each set. Please note school districts make local decisions on how to break up/repeat these standards across the grade band spans.

### Grade K-12 Foreign/World Language (2013)

Previously Adopted Set - To Be Phased Out by the Beginning of School Year 2028-29

---

#### Interpretive

**All students will be able to use a foreign language other than English to understand and interpret spoken and written language, concepts, and ideas, while also gaining an understanding of the perspectives of other cultures. Through language study, they will make connections with other content areas, compare the language and culture studied with their own, and participate in home and global communities.**

- FL1.IL.1 Students will perform at Intermediate Low Level while listening to a culturally authentic audio source.
- FL1.IL.2 Students will perform at Intermediate Low level while viewing a culturally authentic audio-visual source.
- FL1.IL.3 Students will perform at Intermediate Low level while reading culturally authentic printed material.

#### Interpersonal

**All students will be able to use a foreign language other than English to negotiate meaning through the spoken or written exchange of information, concepts, and ideas, while gaining an understanding of the relationships among the products, practices, and perspectives of other cultures. Through language study, they will make connections with other content areas, compare the language and culture studied with their own, and participate in home and global communities.**

- FL2.IL.1 Students will perform at Intermediate Low level in spoken communication (2 way).
- FL2.IL.2 Students will perform at Intermediate Low level in written communication (2 way).

#### Presentational

**All students will be able to use a foreign language other than English to present information, concepts, and ideas, while also gaining an understanding of the perspectives of other cultures. Through language study, they will make connections with other content areas, compare the language and culture studied with their own, and participate in home and global communities.**

- FL3.IL.1 Students will present at the Intermediate Low level in a spoken presentation.
- FL3.IL.2 Students will present at the Intermediate Low level in a written presentation.



## Grade 3-12 World Languages & Cultures (2024)

Newly Adopted Set - To Be Fully Implemented by the Beginning of School Year 2028-29

---

### Communication

**Communicate effectively in a language other than English in order to function in a variety of situations and for multiple purposes.**

- 3-12.WL.1.1 Interpersonal Communication: Students interact in spoken, signed, or written conversations, in a language other than English.
- 3-12.WL.1.2 Interpretive Communication: Students understand what is heard, viewed, or read, in a language other than English.
- 3-12.WL.1.3 Presentational Communication: Students present information and ideas in spoken, signed, or written form, in a language other than English.

### Cultures

**Develop and expand cultural competence and insight for effective interaction in social, academic, or career-related contexts.**

- 3-12.WL.2.1 Cultures and Comparisons: Students use level-appropriate language to explore the relationships between the creations, behaviors, and viewpoints of the target cultures and compare them with their own.
- 3-12.WL.2.2 Interdisciplinary Connections: Students use the diverse perspectives gained from their study of language and culture to connect with other disciplines.

## Grade 3-5 Computer Science Standards

---

### Grade Band Note:

The 2020 and 2023 Computer Science Standards were created in grade bands. Below are the Grade 3-5 Standards from each set. Please note school districts make local decisions on how to break up/repeat these standards across the 3-year span.

### End-of-Grade-Band Expectation

Throughout grades 3-5, students engage in creative applications of Computer Science concepts and practices introduced in K-2. By the end of fifth grade, students will build upon their previous understanding of algorithms, programming (coding), networks, and the Internet. In addition, students will create, modify, and troubleshoot increasingly complex programs for a variety of purposes. Students will be able to explain cultural, social, and ethical impacts of computing.

By the end of 5th grade, students can:

- Model how information is translated, transmitted, and processed.
- Identify and implement strategies for protecting personal information.
- Justify the format and location for storage.
- Create and modify (remix) programs through an iterative process.
- Develop, test, and refine digital artifacts.
- Work respectfully and responsibly with others in an online environment and discuss the social impact of violating intellectual property rights.

### Plugged in:



This symbol designates when a standard may require hardware, software, or both in order to fully address the intent of the standard.

### Computer Science (CS) Practices

1. Fostering an Inclusive Computing Culture
2. Collaborating Around Computing
3. Recognizing and Defining Computational Problems
4. Developing and Using Abstractions
5. Creating Computational Artifacts
6. Testing and Refining Computational Artifacts
7. Communicating About Computing


## Grade 3-5 Computer Science (2020)

Previously Adopted Set - To Be Phased Out by the Beginning of School Year 2026-27

---

### Computing Systems

#### Devices (D), Hardware & Software (HS), and Troubleshooting (T)

- 5.CS.D.01 Independently, describe how internal and external parts of computing devices function to form a system. [Practice 7.2 Communicating About Computing]
- 5.CS.HS.01 Model how information is translated, transmitted, and processed in order to flow through hardware and software to accomplish tasks. [Practice 4.4 Developing and Using Abstractions]
-  5.CS.T.01 Identify hardware and software problems that may occur during everyday use, then develop, apply, and explain strategies for solving these problems. [Practice 6.2 Testing and Refining Computational Artifacts]


### Network and the Internet

#### Network, Communication, & Organization (NCO) and Cybersecurity (C)

- 5.NI.NCO.01 Model and explain how information is broken down into smaller pieces, transmitted as packets through multiple devices over networks and the internet, and reassembled at the destination. [Practice 4.4 Developing and Using Abstractions]
- 5.NI.C.01 Discuss real-world cybersecurity problems and identify and implement appropriate strategies for how personal information can be protected. [Practice 3.1 Recognizing and Defining Computational Problems]



### Data Analysis

#### Storage (S), Collection, Visualization, & Transformation (CVT), and Inference & Models (IM)

-  5.DA.S.01 Justify the format and location for storing data based on sharing requirements and the type of information (e.g., images, videos, text). [Practice 4.2 Developing and Using Abstractions]
- 5.DA.CVT.01 Organize and present collected data to highlight relationships and support a claim. [Practice 7.1 Communicating About Computing]
- 5.DA.IM.01 Use data to highlight or propose relationships, predict outcomes, or communicate an idea. [Practice 7.1 Communicating About Computing]

### Algorithms and Programming



#### Algorithms (A), Variables (V), Control (C), Modularity (M), and Program Development (PD)

- 5.APA.01 Using grade appropriate content and complexity, compare and refine multiple algorithms for the same task and determine which is the most appropriate. [Practice 3.3 Recognizing and Defining Computational Problems] [Practice 6.3 Testing and Refining Computational Artifacts]
-  5.AP.V.01 Using grade appropriate content and complexity, create programs that use variables to store and modify data. [Practice 5.2 Creating Computational Artifacts]
-  5.AP.C.01 Using grade appropriate content and complexity, create programs that include sequences, events, loops, and conditionals, both individually and collaboratively. [Practice 5.2 Creating Computational Artifacts]

- 5.AP.M.01** Using grade appropriate content and complexity, decompose (break down) problems into smaller, manageable sub-problems to facilitate the program development process. [Practice 3.2 Recognizing and Defining Computational Problems]
- 5.AP.M.02** Using grade appropriate content and complexity, modify, remix, or incorporate portions of an existing program into one's own work, to develop something new or add more advanced features. [Practice 5.3 Creating Computational Artifacts]
- 5.AP.PD.01** Use an iterative process to plan the development of a program by including others' perspectives and considering user preferences. [Practice 6.2 Testing and Refining Computational Artifacts]
- 5.AP.PD.02** Using grade appropriate content and complexity, observe intellectual property rights and give appropriate credit when creating or remixing programs. [Practice 5.2 Creating Computational Artifacts] [Practice 7.3 Communicating About Computing]
- 5.AP.PD.03** Using grade appropriate content and complexity, test and debug (i.e., identify and fix errors) a program or algorithm to ensure it runs as intended. [Practice 6.1 & 6.2 Testing and Refining Computational Artifacts]
- 5.AP.PD.04** Using grade appropriate content and complexity, describe choices made during program development using code comments, presentations, and demonstrations. [Practice 7.2 Communicating About Computing]
- 5.AP.PD.05** Using grade appropriate content and complexity, with teacher guidance, perform varying roles when collaborating with peers during the design, implementation, and review stages of program development. [Practice 2.2 Collaborating Around Computing]

## Impacts of Computing

### Culture (C) and Social Interactions (SI)

- 5.IC.C.01** Give examples and explain how computing technologies have changed the world and express how those technologies influence and are influenced by cultural practices. [Practice 3.1 Recognizing and Defining Computational Problems]
-  **5.IC.C.02** Develop, test, and refine digital artifacts or devices to improve accessibility and usability for diverse end users. [Practice 1.2 Fostering an Inclusive Computing Culture]
- 5.IC.SI.01** Seek diverse perspectives for the purpose of improving computational artifacts. [Practice 1.1 Fostering an Inclusive Computing Culture]
-  **5.IC.SI.02** Practice grade-level appropriate behavior and responsibilities while participating in an online community. Identify and report inappropriate behavior. [Practice 2.1 Collaborating Around Computing]
- 5.IC.SLE.01** Recognize and appropriately use public domain and creative commons media and discuss the social impact of violating intellectual property rights. [Practice 7.3 Communicating About Computing]

## Grade 3-5 Computer Science (2023)

Newly Adopted Set - To Be Fully Implemented by the Beginning of School Year 2026-27

---

### Computing Systems

#### Devices (D), Hardware & Software (HS), and Troubleshooting (T)

- 5.CS.HS.01 Model how information is translated, transmitted, and processed in order to follow through hardware and software to accomplish tasks. [Practice 4.4 Developing and Using Abstractions]


### Network & The Internet

#### Network, Communication, & Organization (NCO) and Cybersecurity (C)

- 5.NI.C.01 Discuss real-world cybersecurity problems and identify and implement appropriate strategies for how personal information can be protected. [Practice 3.1 Recognizing and Defining Computational Problems]


### Data Analysis

#### Storage (S), Collection, Visualization, & Transformation (CVT), and Inference & Models (IM)

-  5.DA.S.01 Justify the format and location for storing data based on sharing requirements and the type of information (e.g., images, videos, text). [Practice 4.2 Developing and Using Abstractions]


### Algorithms & Programming

#### Algorithms (A), Variables (V), Control (C), Modularity (M), and Program Development (PD)

- 5.APA.01 Using grade appropriate content and complexity, compare and refine multiple algorithms for the same task and determine which is the most appropriate. [Practice 3.3 Recognizing and Defining Computational Problems] [Practice 6.3 Testing and Refining Computational Artifacts]
-  5.APC.01 Using grade appropriate content and complexity, create programs that include sequences, events, loops, and conditionals, both individually and collaboratively. [Practice 5.2 Creating Computational Artifacts]

### Impacts of Computing

#### Culture (C), Social Interactions (SI), and Safety, Law, and Ethics (SLE)

-  5.IC.SI.02 Practice grade-level appropriate behavior and responsibilities while participating in an online community. Identify and report inappropriate behavior. [Practice 2.1 Collaborating Around Computing]

## Grade K-4/3-5 Fine & Performing Arts Standards

---

### Grade Band Note:

The 2013 and 2023 Fine & Performing Arts Standards were created in grade bands—the 2013 F&PA grade bands being K-4, 5-8, and 9-11, and the 2023 F&PA grade bands being K-2, 3-5, 6-8, and 9-12. Below are the standards grade bands that include Grade 4 from each set. Please note school districts make local decisions on how to break up/repeat these standards across the grade band spans.

## Grade K-4 Fine & Performing Arts (2013)

Previously Adopted Set - To Be Phased Out by the Beginning of School Year 2026-27

---

### Domain Organization:

For this set of Fine & Performing Arts Standards, each discipline—Dance, Music, Theatre and Visual Arts—has its own benchmarks within its own domain so as to express each discipline's crucial content and skills in language congruent with the national standards of the field while also recognizing foundational skills and knowledge with common standards.

### Visual Arts

#### Creative Expression Through Production

Students create, perform, exhibit, or participate in the arts.

**FPA4.1.A.1** Students create and revise original art to express ideas, experiences, and stories.

**FPA4.1.A.2** Students investigate and apply a variety of materials, resources, technologies, and processes to communicate experiences and ideas through art.

**FPA4.1.A.3** Students apply the elements and principles of design to their artwork.

**FPA4.1.A.4** Students collaborate with others in creative artistic processes.

**FPA4.1.A.5** Students use art materials and tools in a safe and responsible manner.

**FPA4.1.A.6** Students complete and exhibit their artwork.

#### Aesthetic Perception

Students respond to, analyze, and make informed judgments about the arts.

**FPA4.2.A.1** Students observe and describe in detail the physical properties of works of art.

**FPA4.2.A.2** Students respond to art, using vocabulary that describes subjects, themes, and symbols.

**FPA4.2.A.3** Students describe works of art using the language of artistic elements and principles.

**FPA4.2.A.4** Students explain their preference for specific works.

#### Historical and Cultural Context

Students demonstrate an understanding of the arts in relation to history, cultures, and contemporary society.

**FPA4.3.A.1** Students know that the visual arts have both a history and specific relationships to various cultures.

**FPA4.3.A.2** Students identify specific works of art as belonging to particular cultures, times, and environments.

**FPA4.3.A.3** Students understand that history, environment, culture, and the visual arts can influence each other.

## **Artistic Connections**

Students relate the arts to other disciplines, careers, and everyday life.

**FPA4.4.A.1** Students identify connections between the visual arts and other disciplines in the curriculum.

**FPA4.4.A.2** Students identify careers and recreational opportunities in the visual arts.

**FPA4.4.A.3** Students recognize visual artists in their family and community and explore how these artists create their work.

**FPA4.4.A.4** Students demonstrate appropriate behavior in a variety of art settings.

## **Dance**

### **Creative Expression Through Production**

Students create, perform, exhibit, or participate in the arts.

**FPA4.1.D.1** Students explore isolated and coordinated dance movement with body awareness.

**FPA4.1.D.2** Students practice and demonstrate balance, coordination, strength and range of motion in basic locomotor and nonlocomotor/axial movements, moving in a variety of directions.

**FPA4.1.D.3** Students demonstrate the elements of dance, including shape, level, pathway, spatial awareness, and energy/movement quality.

**FPA4.1.D.4** Students demonstrate the ability to dance to a musical phrase, responding to dynamic changes.

**FPA4.1.D.5** Students demonstrate a sequence of movements, remember them in a short phrase, and identify the beginning, middle and end.

**FPA4.1.D.6** Experience the use of technology with dance.

**FPA4.1.D.7** Students independently create and perform movements to express images, ideas, intent, situations, and feelings.

### **Aesthetic Perception**

Students respond to, analyze, and make informed judgments about the arts.

**FPA4.2.D.1** Students observe and discuss how dance is similar to and different from other forms of human movement.

**FPA4.2.D.2** Students observe or perform dance and discuss observations in relation to personal context.

**FPA4.2.D.3** Students observe and use dance terminology to describe how elements of dance contribute to a performance.

**FPA4.2.D.4** Students observe and describe how production elements contribute to a performance.

### **Historical and Cultural Context**

Students demonstrate an understanding of the arts in relation to history, cultures, and contemporary society.

**FPA4.3.D.1** Students observe, practice, perform, and respond to dances from their community and different cultures.

**FPA4.3.D.2** Students observe or perform historical movements or dances.

**FPA4.3.D.3** Students recognize that people create and perform dance differently. Observe or perform and compare multiple dance genres.

**FPA4.3.D.4** Students recognize dancers in their family and community and explore how these artists create their work.

### **Artistic Connections**

Students relate the arts to other disciplines, careers, and everyday life.

**FPA4.4.D.1** Students explore a concept or idea from another discipline through movement.

**FPA4.4.D.2** Students identify careers and recreational opportunities in dance.

**FPA4.4.D.3** Students explain how healthy practices enhance their ability to dance.

**FPA4.4.D.4** Students are attentive and respond appropriately to vocal, musical, social, or observed cues.

**FPA4.4.D.5** Students recognize how dance opportunities are supported in the community.

## **Music**

### **Creative Expression Through Production**

Students create, perform, exhibit, or participate in the arts.

**FPA4.1.M.1** Students develop basic musicianship through practice, rehearsal, and revision.

**FPA4.1.M.2** Students perform independently and with others a varied repertoire of music, developing pitch accuracy, rhythm, posture, dynamics, and steady beat.

**FPA4.1.M.3** Students improvise simple rhythms, melodies, and accompaniments using a variety of traditional and non-traditional sounds.

**FPA4.1.M.4** Students create music using a variety of traditional and non-traditional sound sources.

**FPA4.1.M.5** Students read and notate simple rhythm, dynamics, and pitch notation.

### **Aesthetic Perception**

Students respond to, analyze, and make informed judgments about the arts.

**FPA4.2.M.1** Students use appropriate terminology to identify simple forms and the timbres of a variety of instruments and voices.

**FPA4.2.M.2** Students respond to aural examples by moving to and describing music of various styles.

**FPA4.2.M.3** Students explore criteria and discuss the quality of their own and others' performances and improvisations.

**FPA4.2.M.4** Students explain their preferences for specific musical works and genres.

### **Historical and Cultural Context**

Students demonstrate an understanding of the arts in relation to history, cultures, and contemporary society.

**FPA4.3.M.1** Students identify by genre or style examples of music from various historical periods and cultures.

**FPA4.3.M.2** Students listen to a varied repertoire of music and explore the historical and cultural significance.

**FPA4.3.M.3** Students identify the purposes of music, roles of musicians, and environments in which music is performed in their daily lives and other world cultures.

### **Artistic Connections**

Students relate the arts to other disciplines, careers, and everyday life.

**FPA4.4.M.1** Students demonstrate safe, responsible, and appropriate behavior in a variety of musical settings.

**FPA4.4.M.2** Students identify similarities and differences between other disciplines and music.

**FPA4.4.M.3** Students explore careers and cultural and recreational opportunities in music.

**FPA4.4.M.4** Students recognize how musical opportunities are supported in the community.



## Theatre

### Creative Expression Through Production

Students create, perform, exhibit, or participate in the arts.

**FPA4.1.T.1** Students create and perform to express ideas through the use of movement, sound, and language.

**FPA4.1.T.2** Students explore the expression of an idea through the creative use of available materials and resources.

**FPA4.1.T.3** Students develop self-discipline through practice and memorization.

**FPA4.1.T.4** Students develop collaborative skills through the creative dramatic process.

**FPA4.1.T.5** Students imagine and describe characters, plots, and settings.

### Aesthetic Perception

Students respond to, analyze, and make informed judgments about the arts.

**FPA4.2.T.1** Students view and discuss a live performance.

**FPA4.2.T.2** Students observe and describe how theatrical elements contribute to a live performance.

**FPA4.2.T.3** Students describe subjects, themes, and symbols of a dramatic work using basic theatrical terminology.

**FPA4.2.T.4** Students explain their personal preference for dramatic works.

**FPA4.2.T.5** Students read and understand a simple script.

### Historical and Cultural Context

Students demonstrate an understanding of the arts in relation to history, cultures, and contemporary society.

**FPA4.3.T.1** Students explore dramatic works belonging to various cultures, times, and places.

### Artistic Connections

Students relate the arts to other disciplines, careers, and everyday life.

**FPA4.4.T.1** Students demonstrate appropriate etiquette in a variety of theatrical settings.

**FPA4.4.T.2** Students develop and practice safe and responsible behavior in theatrical spaces.

**FPA4.4.T.3** Students identify connections between theatre and other disciplines.

**FPA4.4.T.4** Students identify careers and recreational opportunities in theatre.

**FPA4.4.T.5** Students recognize theatre artists in their family and community and explore how these artists create their work.

**FPA4.4.T.6** Students recognize how theatre opportunities are supported in the community.

## **Grade 3-5 Fine & Performing Arts (2023)**

Newly Adopted Set - To Be Fully Implemented by the Beginning of School Year 2026-27

---

### **C2. Create 2**

5.FPA.C2 Organize and develop artistic ideas and work.

### **P2. Present 2**

5.FPA.P2 Develop and refine artistic techniques and work for presentation.

### **R2. Respond 2**

5.FPA.R2 Interpret intent and meaning in artistic work.

### **C01. Connect 1**

5.FPA.C01 Synthesize and relate knowledge and personal experiences to make art.

### **C02. Connect 2**

5.FPA.C02 Relate artistic ideas and works with societal, cultural, and historical context to deepen understanding.