

Wyoming 21st Century Community Learning Centers 2021-22 Annual Outcome Review



Opportunity Through Education

Program Manager: Karen Bierhaus
karen.bierhaus@wyo.gov

Introduction

- As authorized under Title IV, Part B of the Elementary and Secondary Education Act, as amended by the Every Student Succeeds Act (ESSA), the specific purposes of the 21st CCLC program are:
- To provide opportunities for academic support and enrichment to help students, particularly those who attend low-performing schools, to meet the challenging State academic standards.
- To offer students a broad array of additional services, programs, and activities such as youth development activities, fine arts, financial literacy, service learning, nutrition and wellness, mathematics, science, career and technical education programs, internships/apprenticeships designed to reinforce and complement the regular academic programs.
- To offer families of students served by community learning centers opportunities for active and meaningful engagement in their children's education, including opportunities for literacy and related educational development.

Quick Facts

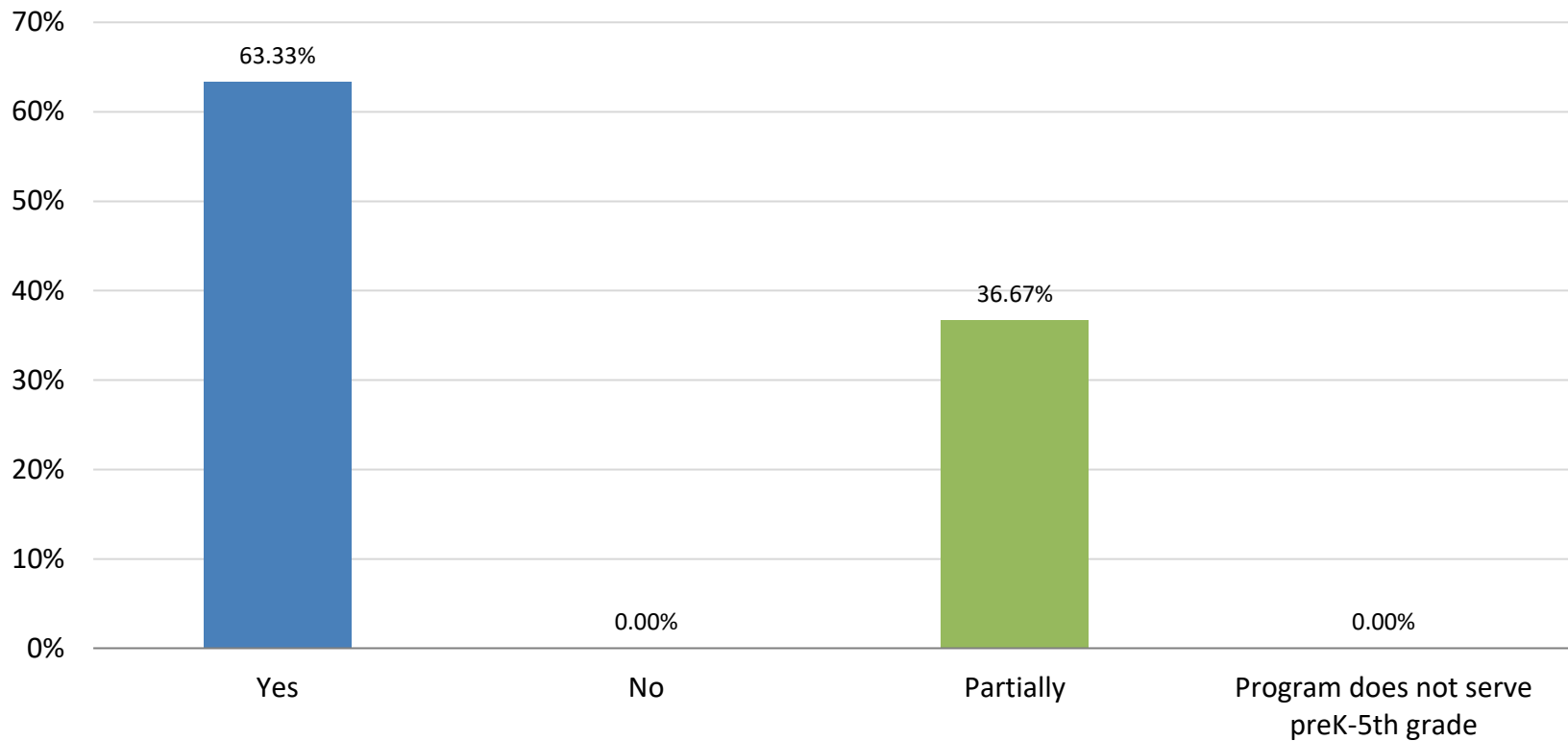
- 20 Subgrantees with 33 grants (cohorts 12-15) in 19 of 23 counties.
- 64 centers (preK-high school).
- 5600+ students served.
- 37% eligible for free or reduced lunch-17% are students with disabilities.
- 66% are K-5th grade
- 28% attended more than 90 hours of programming during summer and fall 2022.

Wyoming 21stCCLC

Performance Goals and Objectives

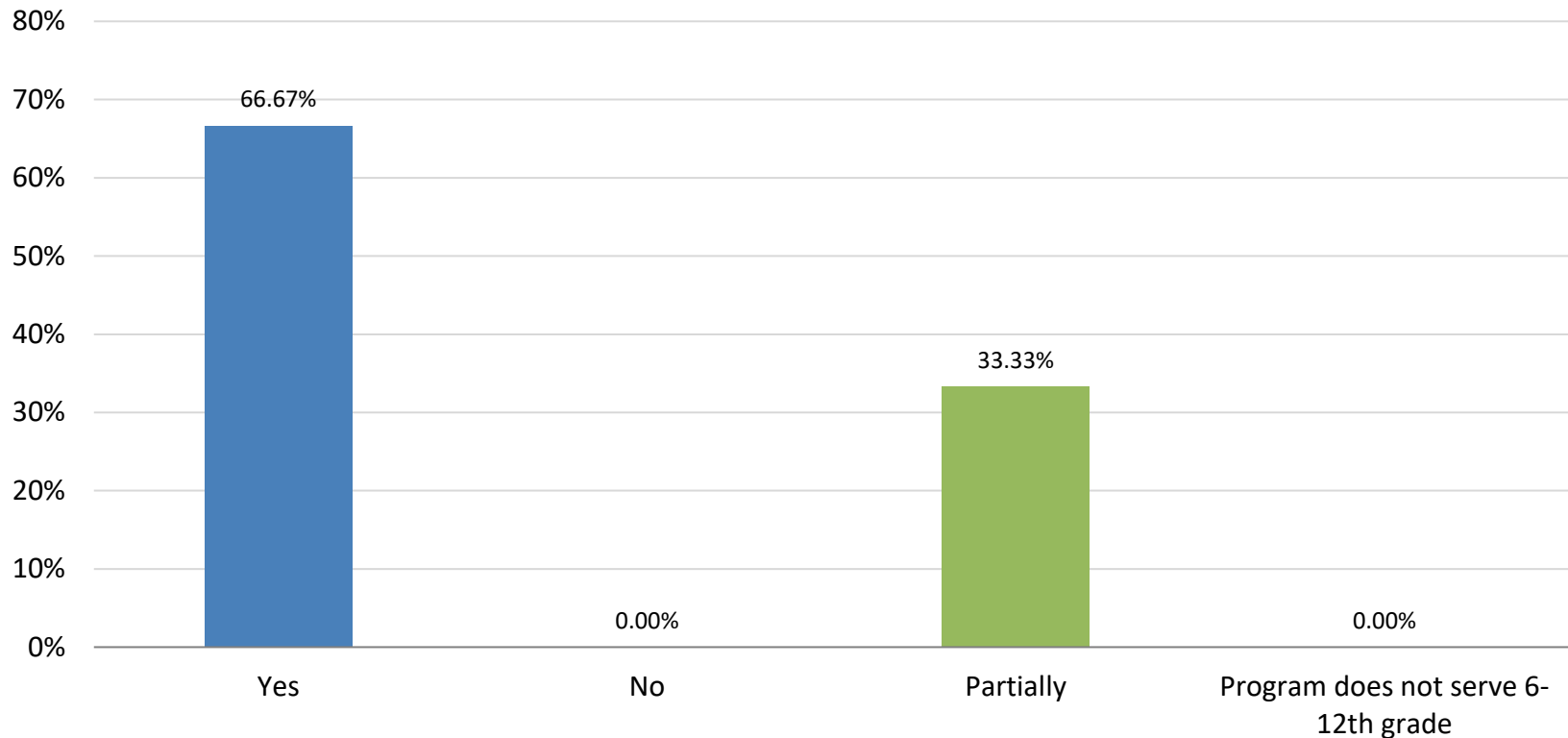
- Applicants and subgrantees intentionally design programs aligned to performance goals and objectives to meet ***local needs*** and personalized learning needs of children and youth.
- Subgrantees report progress during the past year in an Annual Program Review. The results of this yearly evaluation are presented here.

Grant Objective 1 (GPRA #1 a) Percentage of students in grades 4-8 participating in 21st CCLC programming during the school year and summer who demonstrate growth in reading/language arts on state assessments. Did the program meet this objective?



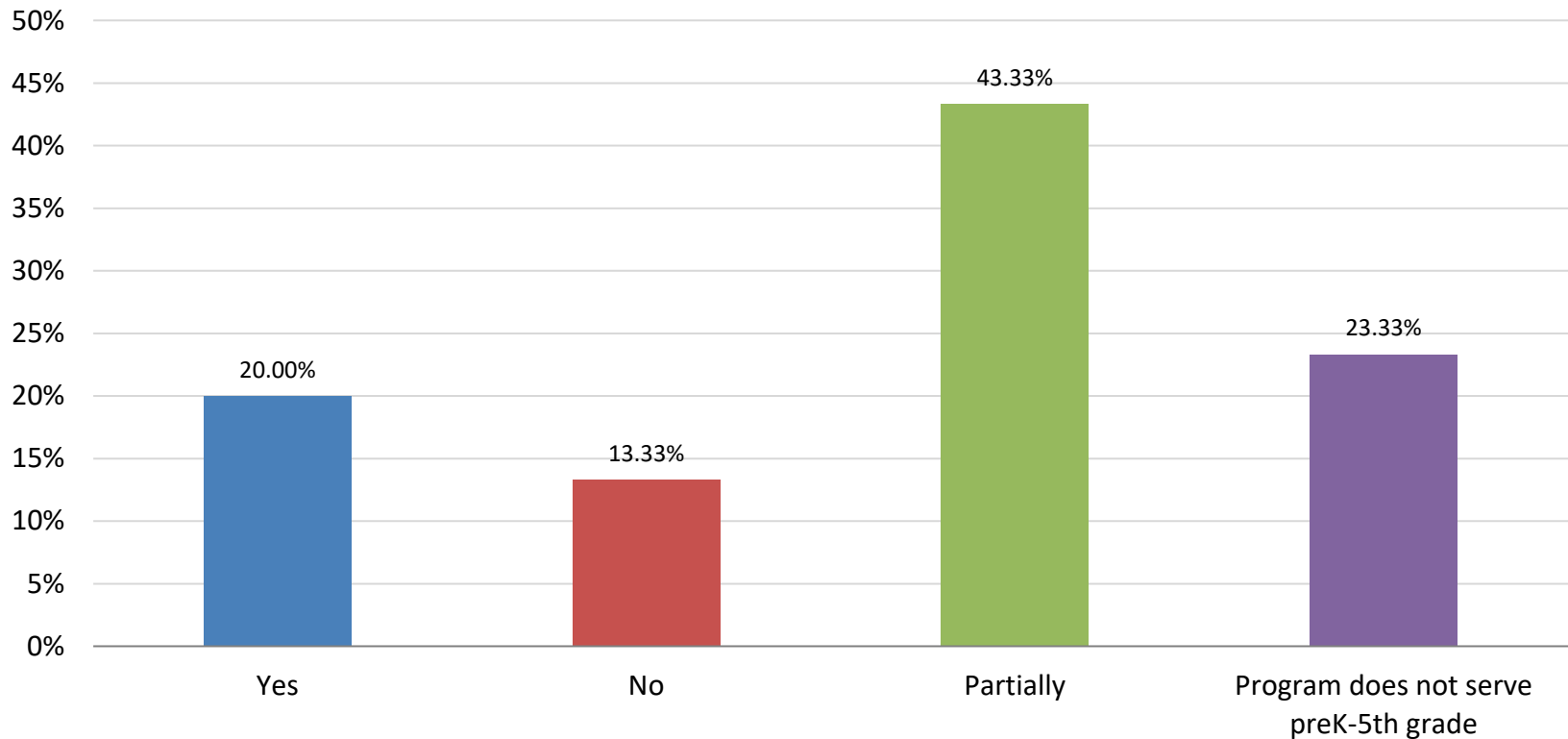
Mean : 1.733 | Confidence Interval @ 95% : [1.383 - 2.084] | Standard Deviation : 0.980 | Standard Error : 0.179

Grant Objective 2 (GPRA #1 b) Percentage of students in grades 4-8 participating in 21st CCLC programming during the school year and summer who demonstrate growth in math state assessments. Did the program meet this objective?



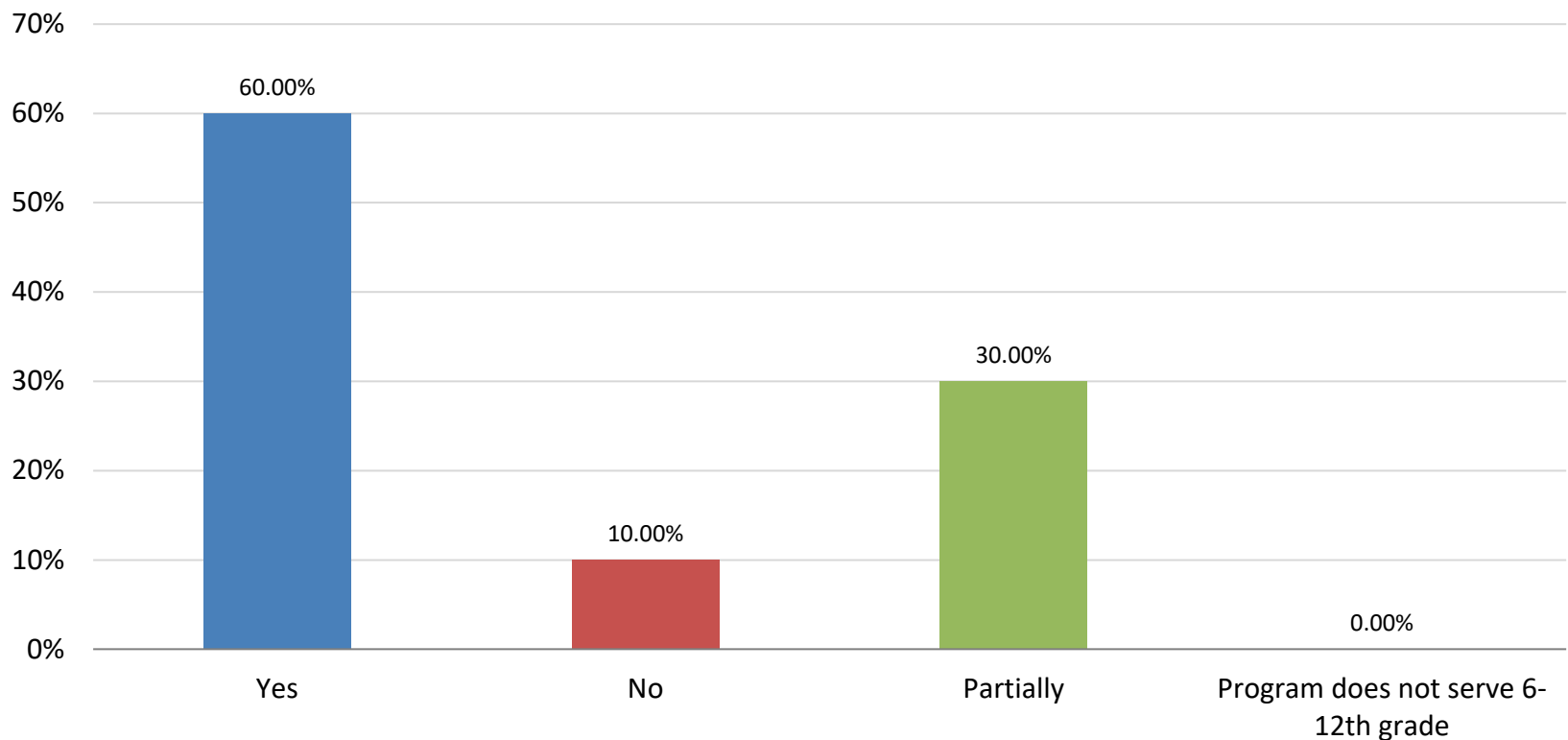
Mean : 1.667 | Confidence Interval @ 95% : [1.324 - 2.010] | Standard Deviation : 0.959 | Standard Error : 0.175

Grant Objective 3 (GPRA #2) Percentage of students in grades 7-8 and 10-12 attending 21st CCLC programming during the school year and summer with a prior-year unweighted GPA less than 3.0 who demonstrated an improved GPA. Did the program meet this objective?



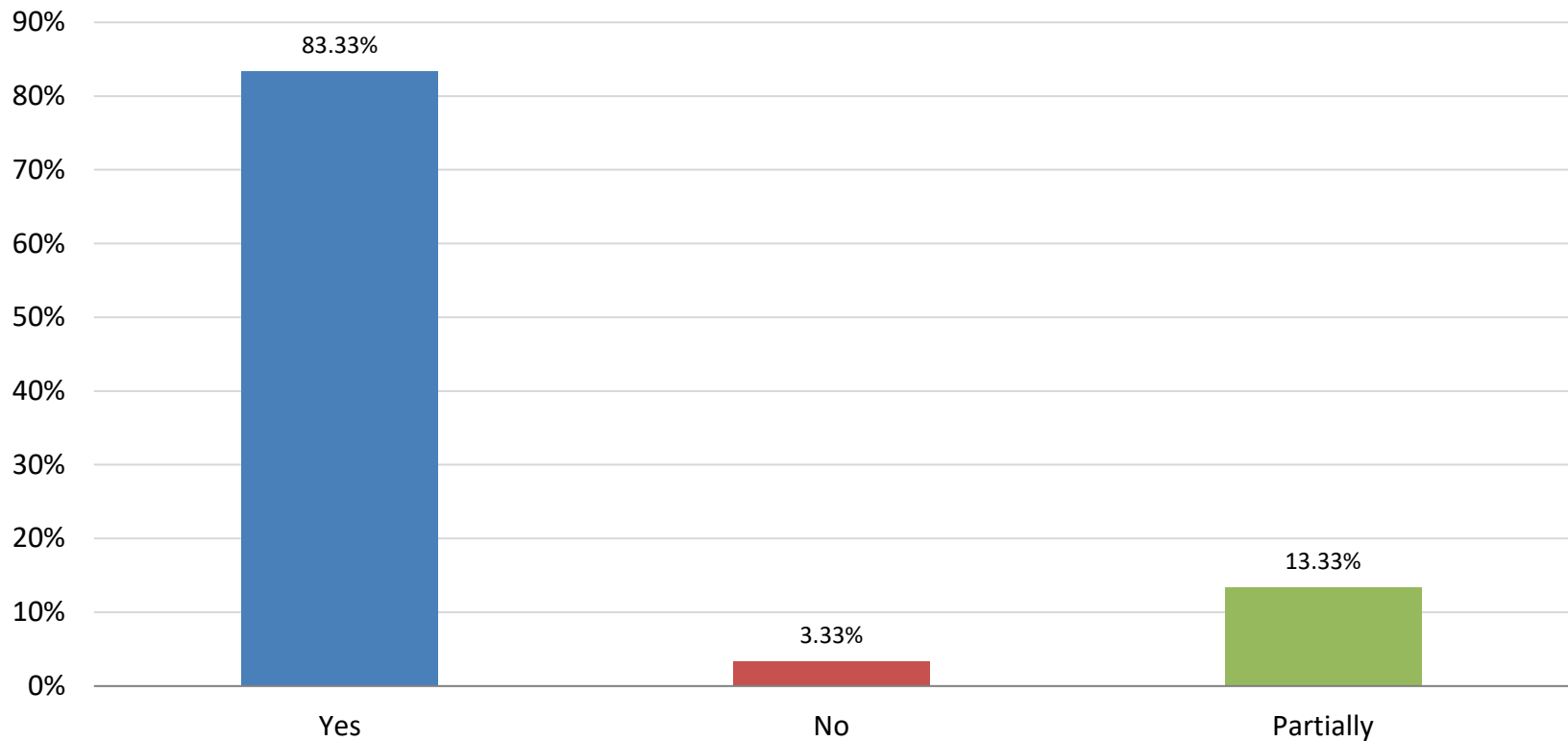
Mean : 2.700 | Confidence Interval @ 95% : [2.322 - 3.078] | Standard Deviation : 1.055 | Standard Error : 0.193

Grant Objective 4 (GPRA #3) Percentage of youth in grades 1–12 participating in 21st CCLC during the school year and summer who: Had a school-day attendance rate at or below 90% in the prior school year AND Demonstrated an improved attendance rate in the current school year. Did the program meet this objective?



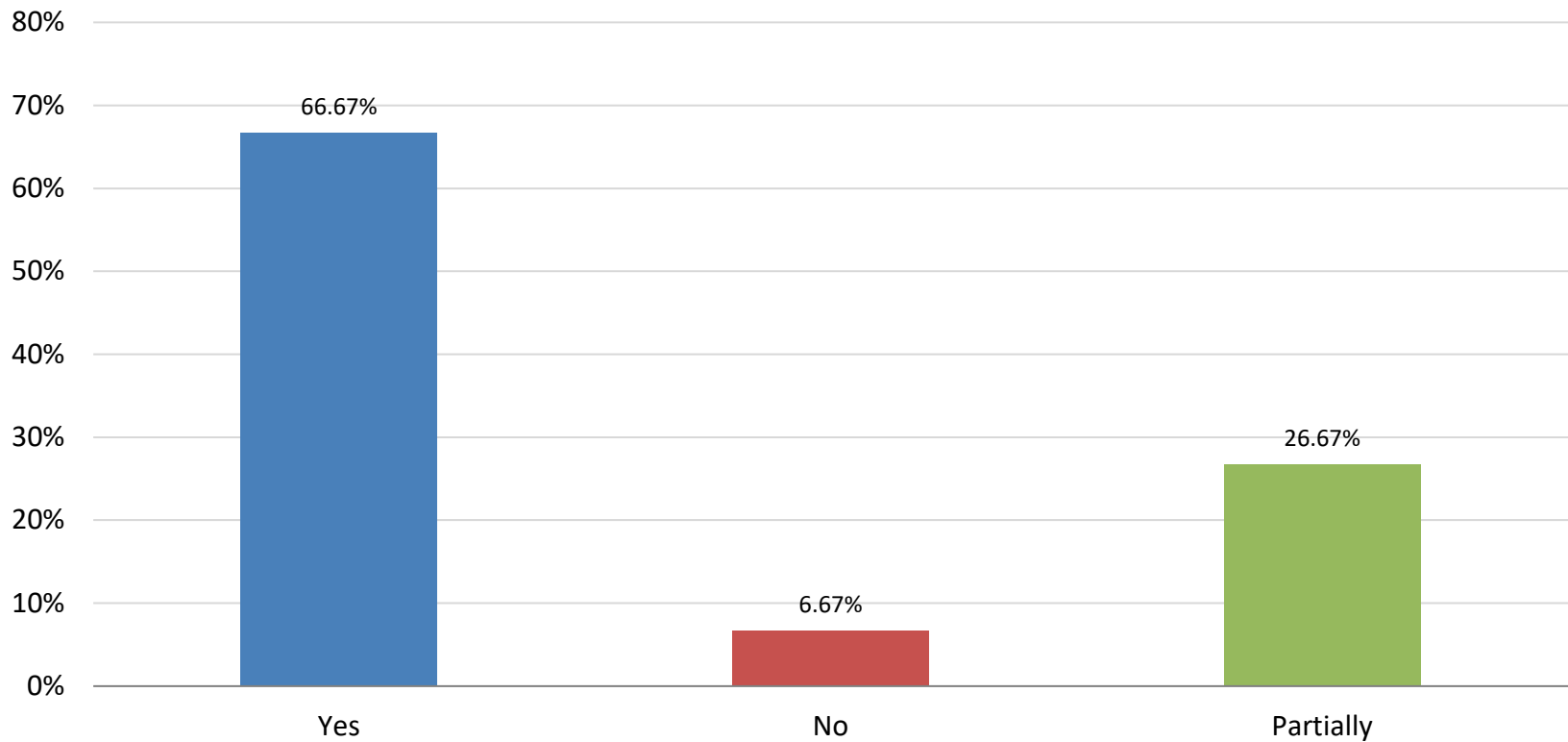
Mean : 1.700 | Confidence Interval @ 95% : [1.372 - 2.028] | Standard Deviation : 0.915 | Standard Error : 0.167

Grant Objective 5 (GPRA #4) Percentage of students in grades 1-12 attending 21CCLC programming during the school year and summer who experienced a decrease in in-school suspensions compared to the previous school year. Did the program meet this objective?



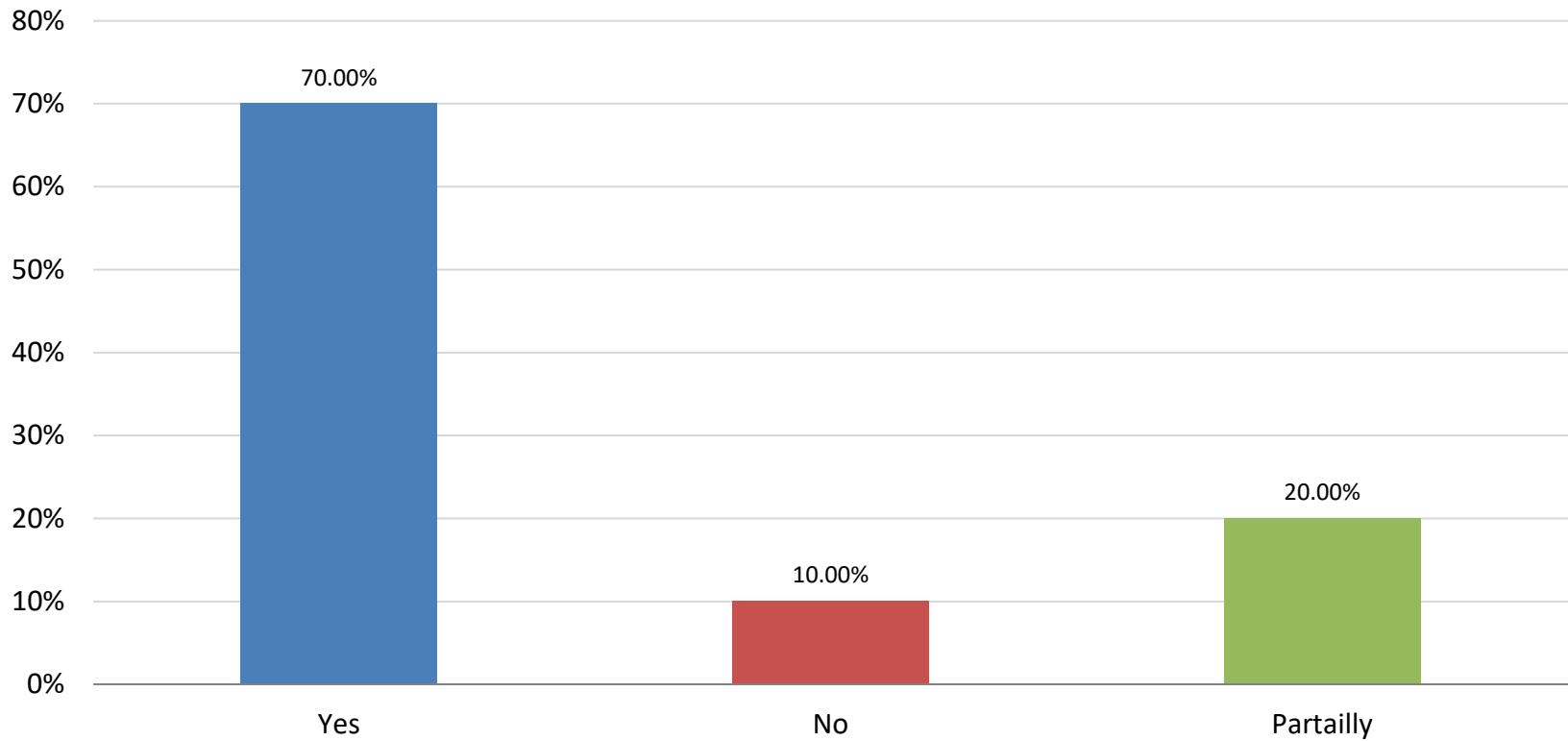
Mean : 1.300 | Confidence Interval @ 95% : [1.049 - 1.551] | Standard Deviation : 0.702 | Standard Error : 0.128

Grant Objective 6 (GPRA #5) Percentage of students in grades 1–5 participating in 21st CCLC programming in the school year and summer who demonstrated an improvement in teacher-reported engagement in learning. Did the program meet this objective?



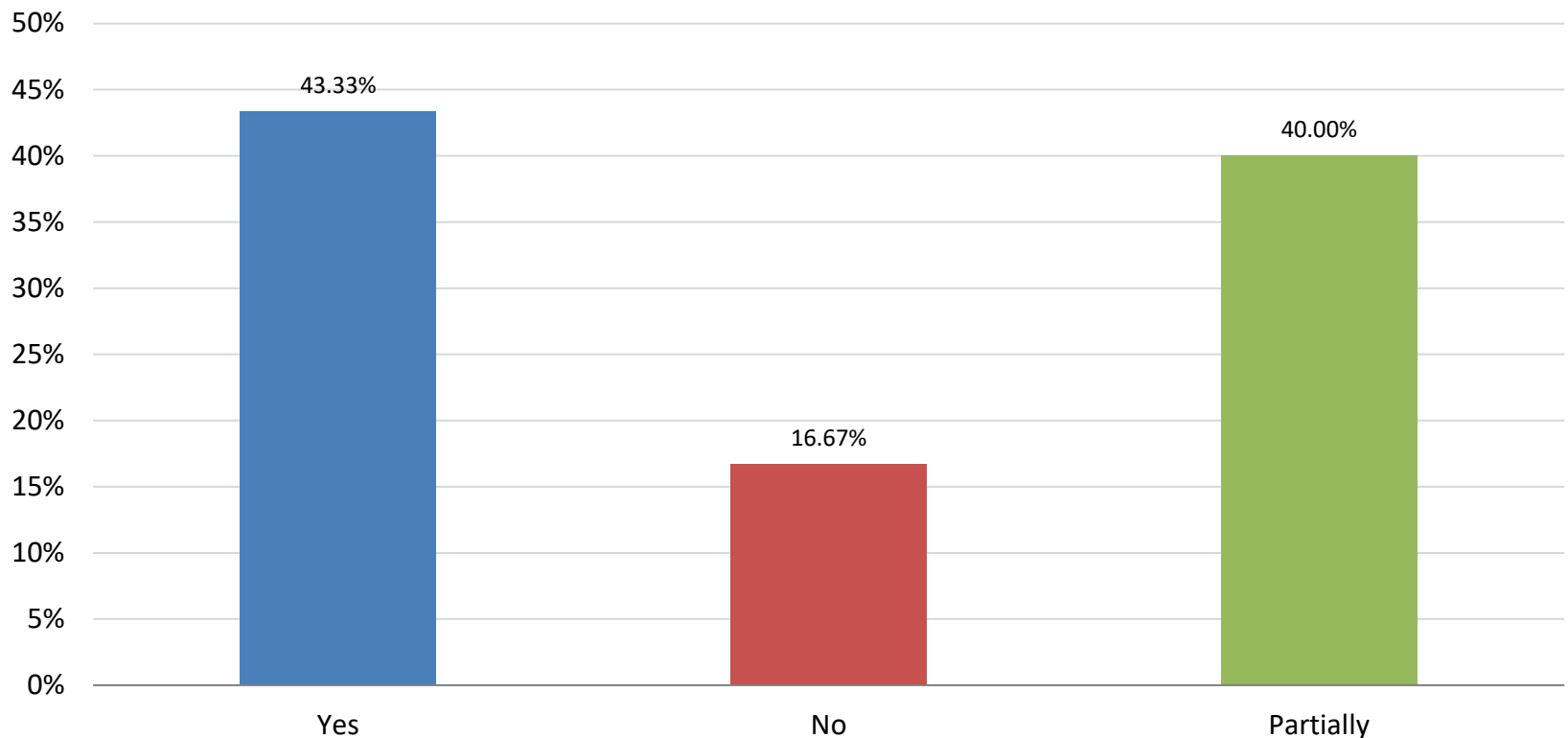
Mean : 1.600 | Confidence Interval @ 95% : [1.280 - 1.920] | Standard Deviation : 0.894 | Standard Error : 0.163

Grant Objective 7 (Wyoming Performance Goal 3) Increase the number of family members of 21CCLC participants that are active in the planning, implementation, communication, and evaluation strategies of the program, especially in high risk centers, designed to strengthen the partnership between the subgrantee, families and the community. Did the program meet this goal?



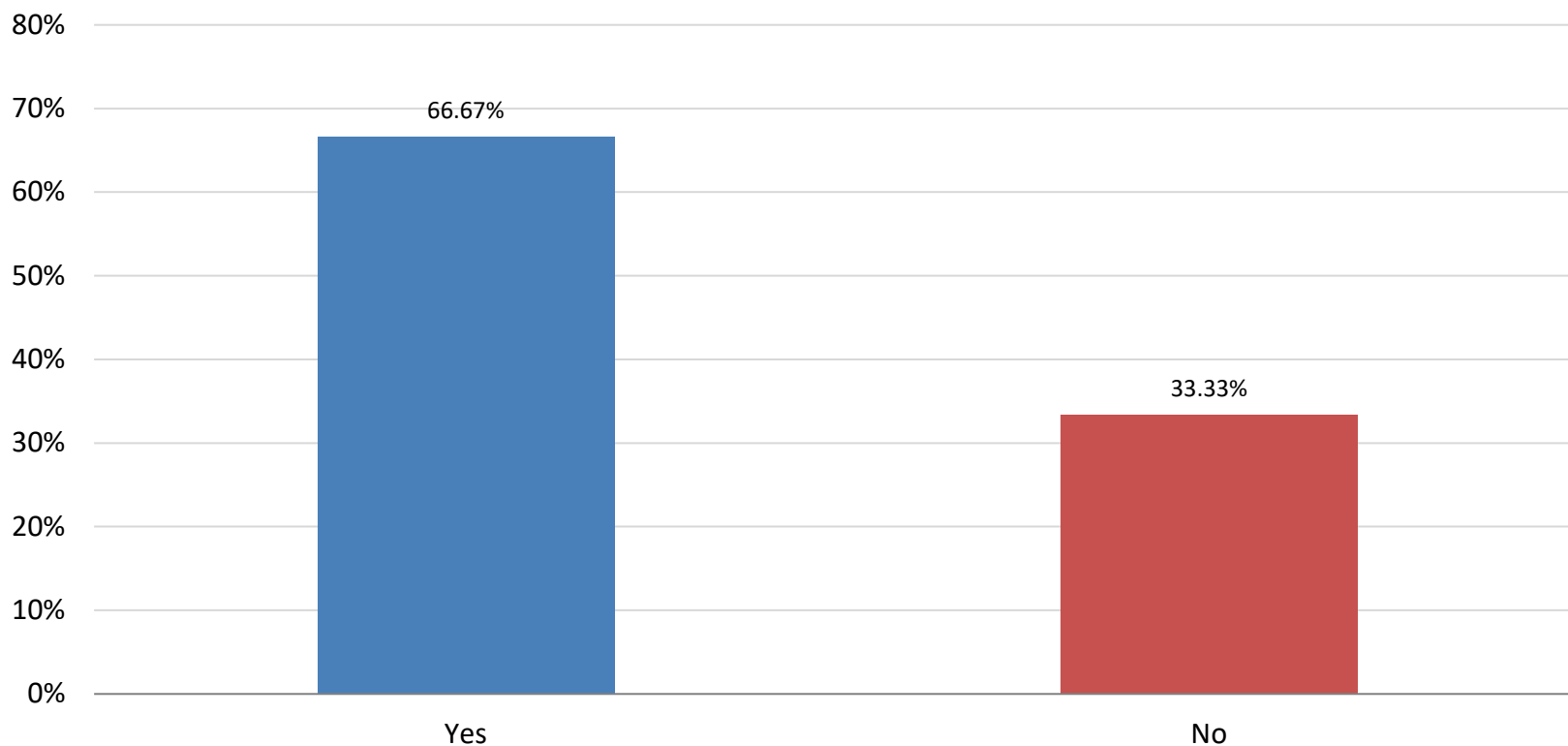
Mean : 1.500 | Confidence Interval @ 95% : [1.207 - 1.793] | Standard Deviation : 0.820 | Standard Error : 0.150

Grant Objective 8 (Performance Goal 3) Increase the number of family members that develop, participate in, and/or lead educational development and engagement strategies and activities designed to build the capacity of families in the 4 C's areasA3:A11 of the Dual Capacity-Building Framework for Family School Partnerships: Capabilities, Connections, Cognition, and Confidence. Did the program meet this objective?



Mean : 1.967 | Confidence Interval @ 95% : [1.635 - 2.299] | Standard Deviation : 0.928 | Standard Error : 0.169

Do you gather other data for your local evaluation process?



Mean : 1.333 | Confidence Interval @ 95% : [1.162 - 1.505] | Standard Deviation : 0.479 | Standard Error : 0.088