

# Perkins eLearning

## Sharing the Possibilities!

Charlotte Cushman, M.L.S., M.Ed.

Project Manager

Training and Educational Resources Program



WREIC/NE AER

June 2013

# Today's Objectives

- Explore the eLearning opportunities available through Perkins
- Become familiar with the range of content
- Identify ways in which this can be useful to the field
- Learn about how to earn graduate credit, ACVREP, and continuing education credits



# What is Perkins eLearning?

Online resources for professional development and support for teachers, families and others interested in the education of children who are blind or visually impaired, including those with additional disabilities and deafblindness



# Overview of Sites on eLearning Portal



- Workshops
- Tutorials
- Webinars
- Webcasts
- Paths to Literacy
- The Activity Bank
- WonderBaby
- Scout
- Accessible Science
- Educator Series
- Transition Planning Asia



# Online Workshops

[www.perkinselearning.org/workshops](http://www.perkinselearning.org/workshops)




Opportunity for educators to earn graduate credit or up to 35 continuing education credits!

Topics include:

- IEPs for Students with Visual Impairments & Additional Disabilities
- CHARGE Syndrome: Basic Information for Care Providers
- Working with Learners with Autism Spectrum Disorders & Visual Impairments

# Tutorials

<http://www.perkins.org/resources/tutorials/>



- Web-based, self-guided training materials
- Bundles of professional development resources
- Covering a range of topics, including communication, visual impairment & blindness, and curriculum & instruction
- ACVREP and continuing education credits are available

# Webinars

[www.perkins.org/resources/webinars](http://www.perkins.org/resources/webinars)



- Broadcast live
- Free of charge
- Information on a range of topics related to blindness, including assistive technology, independent living skills, and literacy
- Streaming video is available within a few days of the original airing.
- ACVREP and continuing education credits are available



# Webcasts

[www.perkins.org/resources/webcasts](http://www.perkins.org/resources/webcasts)



- Available on-demand
- Free of charge to watch
- Presented by experts in the fields of visual impairments and deafblindness
- Topics include curriculum, assistive technology, families, independent living skills and more!



# Paths to Literacy

<http://www.pathstoliteracy.org/>



- Interactive website
- Collaboration between Perkins and Texas School for the Blind and Visually Impaired
- Information on all aspects of literacy
- Includes background information, strategies, resources, research, and technology
- Earn continuing education credits for posting strategies

# The Activity Bank

[www.perkinselearning.org/strategies](http://www.perkinselearning.org/strategies)



- A platform for teachers and others to post activities and practical strategies relating to a range of subjects
- Offers continuing education credits
- Share and comment on other people's activities

# WonderBaby

[www.wonderbaby.org](http://www.wonderbaby.org)



- Supports parents of children who are blind, including those with multiple disabilities
- Read articles written by parents who want to share what they have learned about raising a child who is blind
- Find ways to connect with other families

# Scout

<http://www.perkins.org/resources/scout/>



- An information clearinghouse on blindness and visual impairments
- Searchable list of carefully evaluated resources, articles, and websites
- Topics include general information on blindness, support for families, and resources for educators and other professionals

# Accessible Science

<http://www.perkins.org/resources/curricular/accessible-science/>



- Curricular resources for making science accessible to students who are blind or visually impaired
- Topics: Life Sciences, Physical Sciences, and Technology & Engineering
- Includes ideas for activities & materials

# Educator Series

<http://www.perkins.org/resources/educator-series/>



- Monthly e-newsletter
- Online archive
- Activities, ideas, curriculum, and eLearning opportunities for teachers of the visually impaired (TVIs)

# Transition Planning Asia

<http://www.transitionplanningasia.org/>



- A practical resource for teachers, rehabilitation workers, and parents
- All aspects of transition for youth in Asia who are blind or visually impaired with additional disabilities
- Interactive features :
  - post case studies, functional activities, resources
  - examples of transition programs



# How to earn credits



## Graduate Credit through Fitchburg State

### Continuing Education Credits free of charge:

- Posting to Paths to Literacy (2 credits per strategy)
- Posting to the Activity Bank (2 credits per strategy)

### ACVREP or Continuing Education Credits for a fee

- Tutorials (bundles of webcasts)
- Webinars
- Online workshops (not yet available – still in pilot phase)

# How much do the credits cost?

- ACVREP and continuing education credits
  - Based upon clock hours
  - Number of credits will vary, depending on how long or in-depth the materials are
- Paths to Literacy and The Activity Bank offer **free credit** in exchange for your posts



# Earning credit through Tutorials

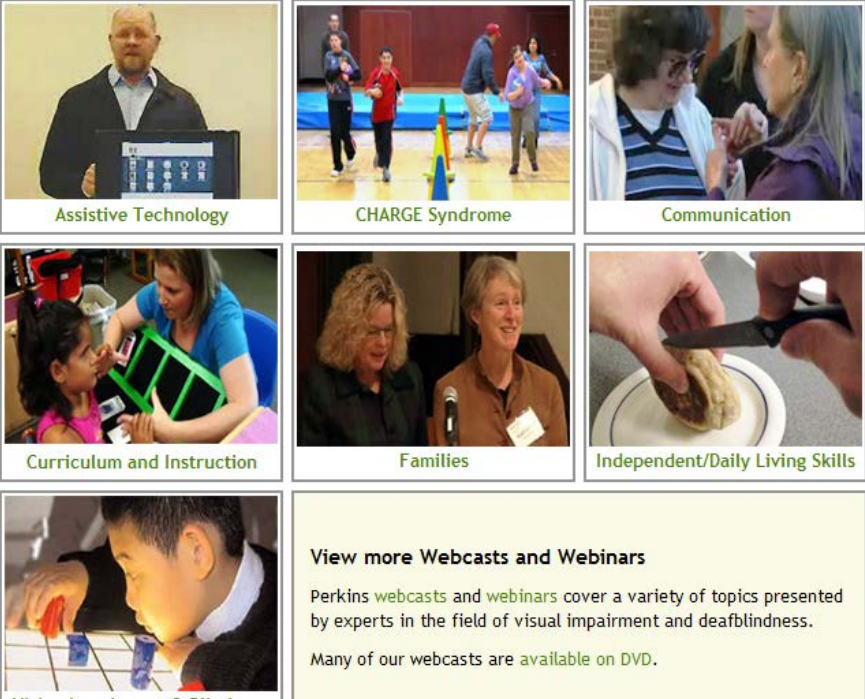
Webcasts and webinars are bundled by topic:

- Assistive Technology
- CHARGE Syndrome
- Communication
- Curriculum & Instruction
- Families
- Independent Living
- Visual Impairment

To earn credit:

- Watch one or more videos
- Complete a short test

View our tutorials:



Assistive Technology

CHARGE Syndrome

Communication

Curriculum and Instruction

Families

Independent/Daily Living Skills

Vision Impairment & Blindness

View more Webcasts and Webinars

Perkins webcasts and webinars cover a variety of topics presented by experts in the field of visual impairment and deafblindness.

Many of our webcasts are available on DVD.

# Tutorial topics and credits

Cost for tutorials ranges from \$25-\$99, depending how many credits are awarded

The most comprehensive tutorial:

- Watch 8 webcasts
- Read accompanying articles - Take a short test

Earn 10 ACVREP credits or 10 PDPs

## Show All > e-Learning Tutorials

Assistive Technology	CHARGE Syndrome	Communication
Curriculum and Instruction	Families	Independent Living Skills/Daily Living Skills
Vision Impairment and Blindness		



[More information...](#)

### Tutorial - Teaching Strategies for Students Who Are Visually Impaired with Additional Disabilities Including Deafblindness

\$99.00

This training module demonstrates a wide range of teaching strategies used to provide effective instruction to students with visual impairments and additional disabilities. Complete the online tutorial and receive 10 ACVREP credits.



[More information...](#)

### Tutorial - Challenges that Families of Children who are Blind or Visually Impaired Face as Parents, Partners and Ambassadors

\$35.00

This training activity demonstrates the issues that parents of children who are blind or visually impaired encounter as they assist their child in achieving success within the educational system. Complete this tutorial and receive 2 ACVREP credits.



### Tutorial - CHARGE Syndrome: Series #2 - Behavior, Balance, and Planning for the Future

\$35.00


This training module discusses CHARGE

# Earning credit through Webinars


Webinars can be watched for free at any time or for credit by taking the tutorial.

Watch Tutorials for Free or Register to Earn Professional Credit


---

 Transition Planning Asia  
Presented by Charlotte Cushman, Perkins Training & Educational Resources Program


[Take the Tutorial](#) [Watch for Free!](#)

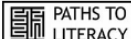
 PERKINS SMART BRAILLER  
BRaille LEARNING TECHNOLOGY  
Presented by Laura Calder, Project Manager for Perkins Products

[Take the Tutorial](#) [Watch for Free!](#)

 Presented by Jim Denham, Assistive Technology Specialist at Perkins School for the Blind

[Take the Tutorial](#) [Watch for Free!](#)

 Paths to Literacy:  
Introducing an Online Hub  
Presented by Charlotte Cushman, Perkins

 PATHS TO LITERACY

# Posting to Paths to Literacy

<http://www.pathstoliteracy.org/strategies>


## Subject areas:

- General Literacy
- LMA
- Emergent Literacy
- Multiple Disabilities
- Braille
- Struggling Readers
- Print
- Writing
- Dual Media
- English Language Learners
- Auditory Strategies
- Math Literacy



### Beginning Books for Children with CVI

Shared by [Beth Allen](#) | Comments: 0



### Story Box for The Little Old Lady Who Was Not Afraid of Anything

Shared by [kimberlyd415](#) | Comments: 0



### Tactile quilts that tell a story

Shared by [Rocky@Perkins](#) | Comments: 0



Post activities or materials you have created or adapted and earn credit!

# Rubric for earning credit

Criteria	Unsatisfactory	Satisfactory	Exemplary
Demonstrates knowledge and understanding of content and applicability to professional practice	Post does not demonstrate knowledge and understanding of content and applicability to professional practice (e.g. not clearly related to literacy and students who are blind or visually impaired)	Post demonstrates some evidence of knowledge and understanding of content and applicability to professional practice	Post demonstrates clear evidence of knowledge and understanding of content and applicability to professional practice
Demonstrates creative solutions or ideas through original activities, materials, or comments	Post does not demonstrate creative solutions or ideas through original activities, materials, or comments (e.g. duplicates existing content)	Post demonstrates some creative solutions or ideas through original activities, materials, or comments	Post demonstrates clear creative solutions or ideas through original activities, materials, or comments
Completes all fields of the template and	Not all fields are completed or uploaded	All fields are completed and	All fields are completed and

Two credits may be awarded for the successful submission of a strategy or activity to Paths to Literacy

<http://www.pathstoliteracy.org/strategies>.



# Template for Submitting Strategies

## Create Strategies

Title - Please indicate the name of your strategy. This is a required field \*

Description - Please give an overview of the activity. This is a required field. \*

**Switch to rich text editor**

Relates to - Check the box next to the topic that relates to your strategy. You may check more than one box. This is required. \*

- Auditory Strategies  Braille  Dual Media  Emergent Literacy  English Language Learners
- General Literacy  Learning Media Assessment  Math Literacy  Multiple Disabilities  Print
- Struggling Readers  Writing

Upload Image Relating to Strategy \*

Choose a photo that represents your activity. This can be a photo of the materials or of a student doing the activity. If the photo shows a student, you must submit a release form signed by the student's parents. The release form can be found here: <http://www.pathstoliteracy.org/sites/default/files/uploaded-files/Perkins%20Media%20Release.pdf> This is a required field. Please be sure to add alternate text describing the photo for individuals using screen readers.

You must be a registered user and logged in, in order to submit a post.

# Strategy Post for Paths to Literacy



Posts must have the following elements:

- Title
- Description
- Materials
- Procedure
- Variations
- Alignment with at least one item in Common Core Standards and/or California Braille Standards
- Photo of activity

## Beginning Books for Children with CVI

[View](#) [Edit](#) [Outline](#) [Track](#)

Children with CVI (Cortical Visual Impairment) usually respond best to materials that are simple and not overly cluttered or visually complex. This book uses a single shape (stars) with slight variations in color, placement, and number. The hope is that by reducing the complexity that children with CVI will look for a longer period of time and will show greater interest in books.



**Materials:**

- black construction paper to create pages of book
- puff paint
- shiny paper of different colors
- spiral binding
- scissors
- glue

**Procedure:**

- Before creating a book, observe how the child uses his or her vision, and determine which colors are preferred.
- Place one star of the preferred color on the first page of the book and make each page slightly more complex, by changing the color of the star, changing where it appears on the page, and changing the number of stars shown.
- Ask the child to point to the star and note whether or not he appears to be looking at it.

**Variations:**

- There are many variations that can be made, with different shapes, different numbers of items, different colors, etc.
- As the student becomes familiar with this book, introduce slightly more complex books.
- Add words in print and braille.

**Core Standards**

**Literature:**

RL.K.1 With prompting and support, ask and answer questions about key details in a text.  
RL.K.3 With prompting and support, identify characters, settings, and major events in a story.

# Posting to the Activity Bank

<http://www.perkinselearning.org/strategies>

## Subject Areas:

- Adapted Physical Education
- Career Education
- Early Cognitive Skills/ Concept Development
- English Language Arts
- Independent Living
- Math
- Orientation and Mobility
- Recreation and Leisure
- Science
- Social Skills/Sex Education
- Social Studies
- Technology
- The Arts



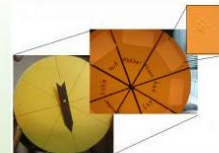
### Introduction to Scientific Inquiry

Introduce students to the process of scientific inquiry through an examination of the difference and similarities in types of seeds.

Posted by [Charlotte@Perkins](#) on 09/24/2012



0 users have voted.



### Wheel of Fortune Game

This variation on sight reading strategy incorporates dual media, and can be adapted to suit any subject matter or theme. This version incorporates simple addition and braille awareness into the...

Posted by [Charlotte@Perkins](#) on 09/24/2012



Only you voted.



### Creating a 3-D Model of a Plant Life Cycle

Students create a 3-D model of the germination of a bean seed, providing students with an opportunity to make a symbolic representation of the germination process. Objectives Understand that a...

Posted by [Charlotte@Perkins](#) on 09/12/2012



2 users have voted, including you.



# Template for Activity Bank

You must be logged in as a registered user in order to add a strategy.

## Required Fields:

- Title
- Description
- Materials
- Procedure
- Variation
- Photo
- Subject Area




### Create Strategy

Title \*

I am Submitting this Post for Continuing Education Credit

Yes


Description \*(Edit summary)

**B** *I*   

Switch to plain text editor

Text format

# How can these sites be used?



- Training and professional development for new staff, paraprofessionals, families and others interested in the education of children who are blind or visually impaired
- Sharing ideas!
- Specialized resources
- Online arena for discussions
- Keeping up with current research
- Vehicle for earning graduate credit, ACVREP and Continuing Education Credits

# Contact us!

Let us know if you have ideas or questions.

**Perkins Training & Educational Resources Program**

Charlotte Cushman [charlotte.cushman@perkins.org](mailto:charlotte.cushman@perkins.org)

