

## Appendix A

### School and District Snapshots

Attached are snapshot views of pertinent information for each district and each school. The information is organized by districts with the school snapshots immediately following the district snapshot. District snapshots can be quickly identified by the black border at the bottom of the page.

The reader may notice that information is missing or that the snapshots appear incomplete. This results primarily from one of two causes. The first is an effort of the OSPI to demonstrate the information which should be captured in a comparative sense in future years. The second is that some key elements of information were either not yet available or otherwise not provided by the Wyoming Department of Education (WDE). It is hoped that in future years WDE will be more timely and collaborative in providing information.

# Albany County School District #1

<b>Accountability Rating</b>  <span style="font-size: 2em; color: red;">?</span>  See Note 5
--

## District Information

<b>Basic info</b>	<b>Albany County School District #1</b>	<b>101000</b>	
Number of Schools		17	
Total enrollment		3657	
Total State and Local Funding (2011-12)		\$54,898,512	
Per Student Funding		\$15,012	
Per Student Net Unrestricted Assets		\$11,708	
Certified Instructors		Note 1	
Overall Student/Teacher ratio		Note 1	
% of students with one or more college courses		Note 2	
2012-13 AYP Status: Not In District Improvement, Warning Year			
<b>Student Groups</b>	<u>2011</u>	<u>2012</u>	<u>2013</u>
Students with Disabilities		Note 3	
Economically Disadvantaged		Note 3	
English Learners		Note 3	
<b>Superintendent</b>			
Brian Recht			
721-4400			
brecht@acsd1.org			
<b>Mailing Address</b>			
1948 Grand Avenue			
Laramie, Wyoming 82070			

## Achievement

	3-8 (PAWS) Note 6			ACT 11th grade scores Note 6		
	Proficient and Advanced	State Proficient and Advanced (including District)	State Proficient and Advanced (excluding District)	District 11th Grade ACT	State 11th Grade ACT (including District)	State 11th Grade ACT (excluding District)
Reading	81.1%	74.6%	74.3%	21.3	20.1	20.0
Math	84.4%	79.0%	78.7%	20.8	19.7	19.6
Science	63.3%	50.8%	50.4%	20.9	19.8	19.8
Writing	Note 4	Note 4	Note 4	Note 4	Note 4	Note 4
English				20.4	18.8	18.7
Composite				20.9	19.7	19.7
<b>Growth</b>						
Reading	Note 5					
Math	Note 5					
Science	Note 5					
Writing	Note 5					

## Notes

Note 1: Information not provided by Wyoming Department of Education (WDE).

Note 2: Information not available from WDE

Note 3: Information not provided by WDE.

Note 4: Writing scores for SAWS and ACT not released by WDE.

Note 5: Growth and Accountability data not provided by WDE.

Note 6: To protect individual student confidentiality, results are not reported for 5 or fewer students and performance percentages are capped and indicated with >= or <=.

2013 School Status Snapshot

Snowy Range Academy

Albany #1

<b>Accountability Rating</b>  <span style="font-size: 2em; color: red;">?</span>  See Note 7
--

School Information			
<b>Basic info</b>	<b>Snowy Range Academy</b>		
School ID	101001		
School Type	K-9		
Enrollment	171		
2012 Graduation Rate			
Year Built	2002		
Certified Instructors	Note 1		
Overall Student/Teacher ratio	Note 1		
% of students with one or more college courses	Note 2		
2012-13 AYP Status: Not In School Improvement			
<b>Student Groups</b>	<u>2011</u>	<u>2012</u>	<u>2013</u>
Students with Disabilities		Note 3	
Economically Disadvantaged		Note 3	
English Learners		Note 3	
<b>Principal</b>			
Dawn Wilson wilsond@acsd1.org			
745-9930			
<b>Mailing Address</b>			
4037 Grand Avenue Laramie Wyoming, 82070			
Website <a href="#">Snowy Range Academy</a>			

Achievement	3-8 (PAWS) Note 8		11th Grade ACT Note 8
	Below Proficient	Proficient and Advanced	
Reading	12%	<b>88%</b>	
Math	<= 5%	<b>&gt;= 95%</b>	
Science	37%	<b>63%</b>	
Writing	Note 4	Note 4	Note 4
English			
Composite			
<b>Growth</b>			
Reading	Note 1		
Math	Note 1		
Science	Note 1		
Writing	Note 1		

Notes
Note 1 : Data not provided by Wyoming Department of Education (WDE).
Note 2 : Data not available from WDE.
Note 3 : Data not available from WDE.
Note 4 : Writing Scores for SAWS and ACT writing not available.
Note 5: MEMORANDUM NO. 2013-107 from the WDE indicated that cut scores were adjusted because of a "fluctuation in proficiency rates that cannot credibly be attributed to real changes in student performance". See detailed notes concerning this issue.
Note 6 : Accountability Score not provided by WDE.
Note 7: If scores or percentages are blank, then either students were not tested with PAWS/ACT or there were less than five students tested.
Note 8: To protect individual student confidentiality, results are not reported for 5 or fewer students and performance percentages are capped and indicated with>= or <=.
Notes for school:

**Mission Statement**

*The mission of the Snowy Range Academy is to offer an academically rigorous, content-rich integrated educational program grounded in a common foundation and sequence of study. The Snowy Range Academy will provide excellence and fairness in education by operating according to policies based on values of inclusiveness, personal responsibility, honesty, self-reliance, and courtesy.*

2013 School Status Snapshot

Beitel Elementary

Albany #1

<b>Accountability Rating</b>  <span style="font-size: 2em; color: red;">?</span>  See Note 7
--

School Information			
<b>Basic info</b>	<b>Beitel Elementary</b>		
School ID		101002	
School Type		K-5	
Enrollment		236	
2012 Graduation Rate			
Year Built		1952	
Certified Instructors		Note 1	
Overall Student/Teacher ratio		Note 1	
% of students with one or more college courses		Note 2	
2012-13 AYP Status: School Improvement, Year 1			
<b>Student Groups</b>	<u>2011</u>	<u>2012</u>	<u>2013</u>
Students with Disabilities		Note 3	
Economically Disadvantaged		Note 3	
English Learners		Note 3	
<b>Principal</b>			
Loren Engel lengel@acsd1.org			
721-4436			
<b>Mailing Address</b>			
811 South 17th Street Laramie Wyoming, 82070			
Website <a href="#">Beitel Elementary</a>			

	3-8 (PAWS) Note 8		11th Grade ACT Note 8
	Below Proficient	Proficient and Advanced	
Reading	25%	75%	
Math	14%	86%	
Science	46%	54%	
Writing	Note 4	Note 4	Note 4
English			
Composite			
<b>Growth</b>			
Reading	Note 1		
Math	Note 1		
Science	Note 1		
Writing	Note 1		

Notes
Note 1 : Data not provided by Wyoming Department of Education (WDE).
Note 2 : Data not available from WDE.
Note 3 : Data not available from WDE.
Note 4 : Writing Scores for SAWS and ACT writing not available.
Note 5: MEMORANDUM NO. 2013-107 from the WDE indicated that cut scores were adjusted because of a "fluctuation in proficiency rates that cannot credibly be attributed to real changes in student performance". See detailed notes concerning this issue.
Note 6 : Accountability Score not provided by WDE.
Note 7: If scores or percentages are blank, then either students were not tested with PAWS/ACT or there were less than five students tested.
Note 8: To protect individual student confidentiality, results are not reported for 5 or fewer students and performance percentages are capped and indicated with>= or <=.
Notes for school:

Mission Statement
None Located

**2013 School Status Snapshot**

**Centennial Elementary**

**Albany #1**

<b>Accountability Rating</b>  <span style="font-size: 2em; color: red;">?</span>  See Note 7
--

School Information			
<b>Basic info</b>	<b>Centennial Elementary</b>		
School ID			101005
School Type			K-6
Enrollment			24
2012 Graduation Rate			
Year Built			1962
Certified Instructors			Note 1
Overall Student/Teacher ratio			Note 1
% of students with one or more college courses			Note 2
2012-13 AYP Status: Not In School Improvement			
<b>Student Groups</b>	<u>2011</u>	<u>2012</u>	<u>2013</u>
Students with Disabilities		Note 3	
Economically Disadvantaged		Note 3	
English Learners		Note 3	
<b>Principal</b>			
Barb Farley farleyb@acsd1.org			
721-4460			
<b>Mailing Address</b>			
P.O. Box 326 Centennial Wyoming, 82055			
Website <a href="#">Centennial Elementary</a>			

Achievement		3-8 (PAWS) Note 8		11th Grade ACT Note 8
		Below Proficient	Proficient and Advanced	
Reading		25%	75%	
Math		25%	75%	
Science				
Writing	Note 4		Note 4	Note 4
English				
Composite				
Growth				
Reading	Note 1			
Math	Note 1			
Science	Note 1			
Writing	Note 1			

Notes
Note 1 : Data not provided by Wyoming Department of Education (WDE).
Note 2 : Data not available from WDE.
Note 3 : Data not available from WDE.
Note 4 : Writing Scores for SAWS and ACT writing not available.
Note 5: MEMORANDUM NO. 2013-107 from the WDE indicated that cut scores were adjusted because of a "fluctuation in proficiency rates that cannot credibly be attributed to real changes in student performance". See detailed notes concerning this issue.
Note 6 : Accountability Score not provided by WDE.
Note 7: If scores or percentages are blank, then either students were not tested with PAWS/ACT or there were less than five students tested.
Note 8: To protect individual student confidentiality, results are not reported for 5 or fewer students and performance percentages are capped and indicated with >= or <=.
Notes for school:

Mission Statement
<i>"Our purpose is to prepare and empower all students for lifelong learning through effective teaching and successful learning in order to thrive in an ever changing world and to be responsible citizens"</i>

2013 School Status Snapshot

Harmony Elementary

Albany #1

<b>Accountability Rating</b>  <span style="font-size: 2em; color: red;">?</span>  See Note 7
--

School Information			
<b>Basic info</b>	<b>Harmony Elementary</b>		
School ID			101009
School Type			K-6
Enrollment			27
2012 Graduation Rate			
Year Built			1935
Certified Instructors			Note 1
Overall Student/Teacher ratio			Note 1
% of students with one or more college courses			Note 2
2012-13 AYP Status: Not In School Improvement			
<b>Student Groups</b>	<u>2011</u>	<u>2012</u>	<u>2013</u>
Students with Disabilities		Note 3	
Economically Disadvantaged		Note 3	
English Learners		Note 3	
<b>Principal</b>			
Barb Farley farleyb@acsd1.org			
721-4460			
<b>Mailing Address</b>			
20 Lewis Road Laramie Wyoming, 82070			
Website <a href="#">Harmony Elementary</a>			

Achievement	3-8 (PAWS) Note 8		11th Grade ACT Note 8
	Below Proficient	Proficient and Advanced	
Reading	27%	73%	
Math	0%	100%	
Science			
Writing	Note 4	Note 4	Note 4
English			
Composite			
<b>Growth</b>			
Reading	Note 1		
Math	Note 1		
Science	Note 1		
Writing	Note 1		

Notes
Note 1 : Data not provided by Wyoming Department of Education (WDE).
Note 2 : Data not available from WDE.
Note 3 : Data not available from WDE.
Note 4 : Writing Scores for SAWS and ACT writing not available.
Note 5: MEMORANDUM NO. 2013-107 from the WDE indicated that cut scores were adjusted because of a "fluctuation in proficiency rates that cannot credibly be attributed to real changes in student performance". See detailed notes concerning this issue.
Note 6 : Accountability Score not provided by WDE.
Note 7: If scores or percentages are blank, then either students were not tested with PAWS/ACT or there were less than five students tested.
Note 8: To protect individual student confidentiality, results are not reported for 5 or fewer students and performance percentages are capped and indicated with >= or <=.
Notes for school:

Mission Statement
<i>Our mission at Harmony School is to create a positive environment where all students will be prepared to meet life's choices, challenges, and opportunities and become lifelong learners and productive citizens.</i>

**2013 School Status Snapshot**

**Rock River Elementary**

**Albany #1**

<b>Accountability Rating</b>  <span style="font-size: 2em; color: red;">?</span>  See Note 7
--

School Information			
<b>Basic info</b>	<b>Rock River Elementary</b>		
School ID		101015	
School Type		K-6	
Enrollment		39	
2012 Graduation Rate			
Year Built		1983	
Certified Instructors		Note 1	
Overall Student/Teacher ratio		Note 1	
% of students with one or more college courses		Note 2	
2012-13 AYP Status: Not In School Improvement			
<b>Student Groups</b>	<u>2011</u>	<u>2012</u>	<u>2013</u>
Students with Disabilities		Note 3	
Economically Disadvantaged		Note 3	
English Learners		Note 3	
<b>Principal</b>			
Ron Leathers rleathers@acsd1.org			
378-2271			
<b>Mailing Address</b>			
P.O. Box 128 Rock River Wyoming, 82083			
Website <a href="#">Rock River Elementary</a>			

Achievement	3-8 (PAWS) Note 8		11th Grade ACT Note 8	
	Below Proficient	Proficient and Advanced		
Reading	17%	<b>83%</b>		
Math	13%	<b>87%</b>		
Science				
Writing	Note 4	Note 4	Note 4	
English				
Composite				
<b>Growth</b>				
Reading	Note 1			
Math	Note 1			
Science	Note 1			
Writing	Note 1			

Notes
Note 1 : Data not provided by Wyoming Department of Education (WDE).
Note 2 : Data not available from WDE.
Note 3 : Data not available from WDE.
Note 4 : Writing Scores for SAWS and ACT writing not available.
Note 5: MEMORANDUM NO. 2013-107 from the WDE indicated that cut scores were adjusted because of a "fluctuation in proficiency rates that cannot credibly be attributed to real changes in student performance". See detailed notes concerning this issue.
Note 6 : Accountability Score not provided by WDE.
Note 7: If scores or percentages are blank, then either students were not tested with PAWS/ACT or there were less than five students tested.
Note 8: To protect individual student confidentiality, results are not reported for 5 or fewer students and performance percentages are capped and indicated with>= or <=.
Notes for school:

Mission Statement
<i>The mission of Rock River School is to develop college and career-ready students who are able to navigate and succeed in an ever-changing world through the cooperation and dedication of staff, parents and community.</i>

2013 School Status Snapshot

Slade Elementary

Albany #1

<b>Accountability Rating</b>  <span style="font-size: 2em; color: red;">?</span>  See Note 7
--

School Information			
<b>Basic info</b>	<b>Slade Elementary</b>		
School ID		101017	
School Type		K-5	
Enrollment		278	
2012 Graduation Rate			
Year Built		1955	
Certified Instructors		Note 1	
Overall Student/Teacher ratio		Note 1	
% of students with one or more college courses		Note 2	
2012-13 AYP Status: Not In School Improvement			
<b>Student Groups</b>	<u>2011</u>	<u>2012</u>	<u>2013</u>
Students with Disabilities		Note 3	
Economically Disadvantaged		Note 3	
English Learners		Note 3	
<b>Principal</b>			
Heather Moro hmoro@acsd1.org			
721-4446			
<b>Mailing Address</b>			
1212 Baker Laramie Wyoming, 82070			
Website <a href="#">Slade Elementary</a>			

	3-8 (PAWS) Note 8		11th Grade ACT Note 8	
	Below Proficient	Proficient and Advanced		
Reading	25%	75%		
Math	16%	84%		
Science	33%	67%		
Writing	Note 4	Note 4	Note 4	
English				
Composite				
<b>Growth</b>				
Reading	Note 1			
Math	Note 1			
Science	Note 1			
Writing	Note 1			

Notes
Note 1 : Data not provided by Wyoming Department of Education (WDE).
Note 2 : Data not available from WDE.
Note 3 : Data not available from WDE.
Note 4 : Writing Scores for SAWS and ACT writing not available.
Note 5: MEMORANDUM NO. 2013-107 from the WDE indicated that cut scores were adjusted because of a "fluctuation in proficiency rates that cannot credibly be attributed to real changes in student performance". See detailed notes concerning this issue.
Note 6 : Accountability Score not provided by WDE.
Note 7: If scores or percentages are blank, then either students were not tested with PAWS/ACT or there were less than five students tested.
Note 8: To protect individual student confidentiality, results are not reported for 5 or fewer students and performance percentages are capped and indicated with>= or <=.
Notes for school:

**Mission Statement**

*Slade Elementary School is a learning environment that challenges its diverse community to reach academic, personal, and social potential so we will succeed as well rounded citizens in a dynamic world. This will be accomplished by our community of students, families, and school staff working collaboratively to create a safe, positive, and productive environment. Focusing on learning and taking action based on results, we will develop higher level reasoning, problem solving, and critical thinking skills. Using a rigorous curriculum based on high standards we will develop life-long learners. We will unite through our shared purpose and foster our strengths and the strengths of others. Together, we will communicate our achievements, celebrate our successes, and face our challenges in a cooperative, problem solving, and goal oriented manner.*



2013 School Status Snapshot

Velma Linford Elementary

Albany #1

<b>Accountability Rating</b>  <span style="font-size: 2em; color: red;">?</span>  See Note 7
--

School Information			
<b>Basic info</b>	<b>Velma Linford Elementary</b>		
School ID		101020	
School Type		K-6	
Enrollment		381	
2012 Graduation Rate			
Year Built		1978	
Certified Instructors		Note 1	
Overall Student/Teacher ratio		Note 1	
% of students with one or more college courses		Note 2	
2012-13 AYP Status: School Improvement, Year 2 (Holding)			
<b>Student Groups</b>	<u>2011</u>	<u>2012</u>	<u>2013</u>
Students with Disabilities		Note 3	
Economically Disadvantaged		Note 3	
English Learners		Note 3	
<b>Principal</b>			
Dave Hardesty dhardesty@acsd1.org			
721-4439			
<b>Mailing Address</b>			
120 South Johnson Laramie Wyoming, 82070			
Website <a href="#">Velma Linford Elementary</a>			

	3-8 (PAWS) Note 8		11th Grade ACT Note 8
	Below Proficient	Proficient and Advanced	
Reading	23%	77%	
Math	13%	87%	
Science	29%	71%	
Writing	Note 4	Note 4	Note 4
English			
Composite			
<b>Growth</b>			
Reading	Note 1		
Math	Note 1		
Science	Note 1		
Writing	Note 1		

Notes
Note 1 : Data not provided by Wyoming Department of Education (WDE).
Note 2 : Data not available from WDE.
Note 3 : Data not available from WDE.
Note 4 : Writing Scores for SAWS and ACT writing not available.
Note 5: MEMORANDUM NO. 2013-107 from the WDE indicated that cut scores were adjusted because of a "fluctuation in proficiency rates that cannot credibly be attributed to real changes in student performance". See detailed notes concerning this issue.
Note 6 : Accountability Score not provided by WDE.
Note 7: If scores or percentages are blank, then either students were not tested with PAWS/ACT or there were less than five students tested.
Note 8: To protect individual student confidentiality, results are not reported for 5 or fewer students and performance percentages are capped and indicated with>= or <=.
Notes for school:

Mission Statement
<i>Linford is a caring family that celebrates diversity and learning while preparing the whole child for life.</i>

2013 School Status Snapshot

Spring Creek Elementary

Albany #1

<b>Accountability Rating</b>  <span style="font-size: 2em; color: red;">?</span>  See Note 7
--

School Information			
<b>Basic info</b>	<b>Spring Creek Elementary</b>		
School ID		101027	
School Type		K-5	
Enrollment		300	
2012 Graduation Rate			
Year Built		1992	
Certified Instructors		Note 1	
Overall Student/Teacher ratio		Note 1	
% of students with one or more college courses		Note 2	
2012-13 AYP Status: Not In School Improvement, Warning Year			
<b>Student Groups</b>	<u>2011</u>	<u>2012</u>	<u>2013</u>
Students with Disabilities		Note 3	
Economically Disadvantaged		Note 3	
English Learners		Note 3	
<b>Principal</b>			
Liann Brenneman lbrenneman@acsd1.org			
721-4410			
<b>Mailing Address</b>			
1203 Russell Laramie Wyoming, 82070			
Website <a href="#">Spring Creek Elementary</a>			

	3-8 (PAWS) Note 8		11th Grade ACT Note 8	
	Below Proficient	Proficient and Advanced		
Reading	15%	85%		
Math	8%	92%		
Science	24%	76%		
Writing	Note 4	Note 4	Note 4	
English				
Composite				
<b>Growth</b>				
Reading	Note 1			
Math	Note 1			
Science	Note 1			
Writing	Note 1			

Notes
Note 1 : Data not provided by Wyoming Department of Education (WDE).
Note 2 : Data not available from WDE.
Note 3 : Data not available from WDE.
Note 4 : Writing Scores for SAWS and ACT writing not available.
Note 5: MEMORANDUM NO. 2013-107 from the WDE indicated that cut scores were adjusted because of a "fluctuation in proficiency rates that cannot credibly be attributed to real changes in student performance". See detailed notes concerning this issue.
Note 6 : Accountability Score not provided by WDE.
Note 7: If scores or percentages are blank, then either students were not tested with PAWS/ACT or there were less than five students tested.
Note 8: To protect individual student confidentiality, results are not reported for 5 or fewer students and performance percentages are capped and indicated with>= or <=.
Notes for school:

Mission Statement
<i>Spring Creek Elementary School where everyone teaches and learns together, expecting success . . . celebrating achievement.</i>

2013 School Status Snapshot

Indian Paintbrush Elementary

Albany #1

<b>Accountability Rating</b>  <span style="font-size: 2em; color: red;">?</span>  See Note 7
--

School Information			
<b>Basic info</b>	<b>Indian Paintbrush Elementary</b>		
School ID	101028		
School Type	K-6		
Enrollment	321		
2012 Graduation Rate			
Year Built	1992		
Certified Instructors	Note 1		
Overall Student/Teacher ratio	Note 1		
% of students with one or more college courses	Note 2		
2012-13 AYP Status: Not In School Improvement, Warning Year			
<b>Student Groups</b>	<u>2011</u>	<u>2012</u>	<u>2013</u>
Students with Disabilities		Note 3	
Economically Disadvantaged		Note 3	
English Learners		Note 3	
<b>Principal</b>			
Margee Robertson mrobertson@acsd1.org			
771-2640			
<b>Mailing Address</b>			
1653 North 28th Street Laramie Wyoming, 82072			
Website <a href="#">Indian Paintbrush Elementary</a>			

	3-8 (PAWS) Note 8		11th Grade ACT Note 8	
	Below Proficient	Proficient and Advanced		
Reading	16%	84%		
Math	10%	90%		
Science	24%	76%		
Writing	Note 4	Note 4	Note 4	
English				
Composite				
<b>Growth</b>				
Reading	Note 1			
Math	Note 1			
Science	Note 1			
Writing	Note 1			

Notes
Note 1 : Data not provided by Wyoming Department of Education (WDE).
Note 2 : Data not available from WDE.
Note 3 : Data not available from WDE.
Note 4 : Writing Scores for SAWS and ACT writing not available.
Note 5: MEMORANDUM NO. 2013-107 from the WDE indicated that cut scores were adjusted because of a "fluctuation in proficiency rates that cannot credibly be attributed to real changes in student performance". See detailed notes concerning this issue.
Note 6 : Accountability Score not provided by WDE.
Note 7: If scores or percentages are blank, then either students were not tested with PAWS/ACT or there were less than five students tested.
Note 8: To protect individual student confidentiality, results are not reported for 5 or fewer students and performance percentages are capped and indicated with>= or <=.
Notes for school:

Mission Statement
<i>We are . . . Committed to developing caring students within a safe, nurturing and educationally challenging environment, which prepares them to be responsible citizens of our ever changing world.</i>

2013 School Status Snapshot

UW Laboratory School

Albany #1

<b>Accountability Rating</b>  <span style="font-size: 2em; color: red;">?</span>  See Note 7
--

School Information			
<b>Basic info</b>	<b>UW Laboratory School</b>		
School ID	101030		
School Type	K-9		
Enrollment	231		
2012 Graduation Rate			
Year Built	1958		
Certified Instructors	Note 1		
Overall Student/Teacher ratio	Note 1		
% of students with one or more college courses	Note 2		
2012-13 AYP Status: Not In School Improvement			
<b>Student Groups</b>	<u>2011</u>	<u>2012</u>	<u>2013</u>
Students with Disabilities		Note 3	
Economically Disadvantaged		Note 3	
English Learners		Note 3	
<b>Principal</b>			
Margaret Hudson mhudson@acsd1.org			
721-2155			
<b>Mailing Address</b>			
Dept 3374 Laramie Wyoming, 82071			
Website <a href="#">UW Laboratory School</a>			

	3-8 (PAWS) Note 8		11th Grade ACT Note 8	
	Below Proficient	Proficient and Advanced		
Reading	14%	<b>86%</b>		
Math	13%	<b>87%</b>		
Science	42%	<b>58%</b>		
Writing	Note 4	Note 4	Note 4	
English				
Composite				
<b>Growth</b>				
Reading	Note 1			
Math	Note 1			
Science	Note 1			
Writing	Note 1			


Notes
Note 1 : Data not provided by Wyoming Department of Education (WDE).
Note 2 : Data not available from WDE.
Note 3 : Data not available from WDE.
Note 4 : Writing Scores for SAWS and ACT writing not available.
Note 5: MEMORANDUM NO. 2013-107 from the WDE indicated that cut scores were adjusted because of a "fluctuation in proficiency rates that cannot credibly be attributed to real changes in student performance". See detailed notes concerning this issue.
Note 6 : Accountability Score not provided by WDE.
Note 7: If scores or percentages are blank, then either students were not tested with PAWS/ACT or there were less than five students tested.
Note 8: To protect individual student confidentiality, results are not reported for 5 or fewer students and performance percentages are capped and indicated with>= or <=.
Notes for school:

Mission Statement
<i>To create a positive learning community... that will recognize, foster, and assess continuous improvement toward high levels of academic and social achievement... For ALL students, pre-service teachers, faculty and staff.</i>

**2013 School Status Snapshot**

**Laramie Montessori Charter School**

**Albany #1**

<b>Accountability Rating</b>    See Note 7
---

School Information			
<b>Basic info</b>	<b>Laramie Montessori Charter School</b>		
School ID	101031		
School Type	K-6		
Enrollment	62		
2012 Graduation Rate			
Year Built	1925		
Certified Instructors	Note 1		
Overall Student/Teacher ratio	Note 1		
% of students with one or more college courses	Note 2		
2012-13 AYP Status: Not In School Improvement			
<b>Student Groups</b>	<u>2011</u>	<u>2012</u>	<u>2013</u>
Students with Disabilities		Note 3	
Economically Disadvantaged		Note 3	
English Learners		Note 3	
<b>Principal</b>			
Christina Allen callen@acsd1.org			
745-8422			
<b>Mailing Address</b>			
365 West Grand Avenue Laramie Wyoming, 82007			
Website <a href="#">Laramie Montessori Charter Sch</a>			

Achievement	3-8 (PAWS) Note 8		11th Grade ACT Note 8	
	Below Proficient	Proficient and Advanced		
Reading	30%	70%		
Math	40%	60%		
Science				
Writing	Note 4	Note 4	Note 4	
English				
Composite				
<b>Growth</b>				
Reading	Note 1			
Math	Note 1			
Science	Note 1			
Writing	Note 1			

Notes
Note 1 : Data not provided by Wyoming Department of Education (WDE).
Note 2 : Data not available from WDE.
Note 3 : Data not available from WDE.
Note 4 : Writing Scores for SAWS and ACT writing not available.
Note 5: MEMORANDUM NO. 2013-107 from the WDE indicated that cut scores were adjusted because of a "fluctuation in proficiency rates that cannot credibly be attributed to real changes in student performance". See detailed notes concerning this issue.
Note 6 : Accountability Score not provided by WDE.
Note 7: If scores or percentages are blank, then either students were not tested with PAWS/ACT or there were less than five students tested.
Note 8: To protect individual student confidentiality, results are not reported for 5 or fewer students and performance percentages are capped and indicated with >= or <=.
Notes for school: First Time Tested in Spring 2013

Mission Statement
<i>The Montessori Method is based on the belief that children are born with an intrinsic desire to learn and to improve themselves, and that the responsibility of the adults who care for them is to protect and propel that desire. Our responsibility is to help the child build within himself the foundations for a lifetime of creative learning.</i>

**2013 School Status Snapshot**

**Notch Peak Elementary**

**Albany #1**

<b>Accountability Rating</b>  <span style="font-size: 2em; color: red;">?</span>  See Note 7
--

School Information			
<b>Basic info</b>	<b>Notch Peak Elementary</b>		
School ID	101032		
School Type	K-8		
Enrollment			
2012 Graduation Rate			
Year Built	No Data		
Certified Instructors	Note 1		
Overall Student/Teacher ratio	Note 1		
% of students with one or more college courses	Note 2		
2012-13 AYP Status:			
<b>Student Groups</b>	<u>2011</u>	<u>2012</u>	<u>2013</u>
Students with Disabilities		Note 3	
Economically Disadvantaged		Note 3	
English Learners		Note 3	
<b>Principal</b>			
Ron Leathers			
rlathers@acsd1.org			
378-2271			
<b>Mailing Address</b>			
2616 Palmer Canyon Road			
Wheatland Wyoming, 82201			
Website	<a href="#">Notch Peak Elementary</a>		

	3-8 (PAWS) Note 8		11th Grade ACT Note 8	
	Below Proficient	Proficient and Advanced		
Reading				
Math				
Science				
Writing	Note 4	Note 4	Note 4	
English				
Composite				
<b>Growth</b>				
Reading	Note 1			
Math	Note 1			
Science	Note 1			
Writing	Note 1			

Notes
Note 1 : Data not provided by Wyoming Department of Education (WDE).
Note 2 : Data not available from WDE.
Note 3 : Data not available from WDE.
Note 4 : Writing Scores for SAWS and ACT writing not available.
Note 5: MEMORANDUM NO. 2013-107 from the WDE indicated that cut scores were adjusted because of a "fluctuation in proficiency rates that cannot credibly be attributed to real changes in student performance". See detailed notes concerning this issue.
Note 6 : Accountability Score not provided by WDE.
Note 7: If scores or percentages are blank, then either students were not tested with PAWS/ACT or there were less than five students tested.
Note 8: To protect individual student confidentiality, results are not reported for 5 or fewer students and performance percentages are capped and indicated with>= or <=.
Notes for school: New School in Fall 2013

Mission Statement
<i>None Located</i>

2013 School Status Snapshot

Laramie Junior High School

Albany #1

<b>Accountability Rating</b>  <span style="font-size: 2em; color: red;">?</span>  See Note 7
--

School Information			
<b>Basic info</b>	<b>Laramie Junior High School</b>		
School ID	101050		
School Type	6-9		
Enrollment	757		
2012 Graduation Rate			
Year Built	1978		
Certified Instructors	Note 1		
Overall Student/Teacher ratio	Note 1		
% of students with one or more college courses	Note 2		
2012-13 AYP Status: School Improvement, Year 1			
<b>Student Groups</b>	<u>2011</u>	<u>2012</u>	<u>2013</u>
Students with Disabilities		Note 3	
Economically Disadvantaged		Note 3	
English Learners		Note 3	
<b>Principal</b>			
Debra Pinney dpinney@acsd1.org			
721-4430			
<b>Mailing Address</b>			
1355 North 22nd Laramie Wyoming, 82072			
Website <a href="#">Laramie Junior High School</a>			

	3-8 (PAWS) Note 8		11th Grade ACT Note 8
	Below Proficient	Proficient and Advanced	
Reading	19%	<b>81%</b>	
Math	23%	<b>77%</b>	
Science	45%	<b>55%</b>	
Writing	Note 4	Note 4	Note 4
English			
Composite			
<b>Growth</b>			
Reading	Note 1		
Math	Note 1		
Science	Note 1		
Writing	Note 1		

Notes
Note 1 : Data not provided by Wyoming Department of Education (WDE).
Note 2 : Data not available from WDE.
Note 3 : Data not available from WDE.
Note 4 : Writing Scores for SAWS and ACT writing not available.
Note 5: MEMORANDUM NO. 2013-107 from the WDE indicated that cut scores were adjusted because of a "fluctuation in proficiency rates that cannot credibly be attributed to real changes in student performance". See detailed notes concerning this issue.
Note 6 : Accountability Score not provided by WDE.
Note 7: If scores or percentages are blank, then either students were not tested with PAWS/ACT or there were less than five students tested.
Note 8: To protect individual student confidentiality, results are not reported for 5 or fewer students and performance percentages are capped and indicated with>= or <=.
Notes for school:

Mission Statement
<i>None Located</i>

2013 School Status Snapshot

Rock River Junior High School

Albany #1

<b>Accountability Rating</b>  <span style="font-size: 2em; color: red;">?</span>  See Note 7
--

School Information			
<b>Basic info</b>	<b>Rock River Junior High School</b>		
School ID	101051		
School Type	7-8		
Enrollment	16		
2012 Graduation Rate			
Year Built	1983		
Certified Instructors	Note 1		
Overall Student/Teacher ratio	Note 1		
% of students with one or more college courses	Note 2		
2012-13 AYP Status: Not In School Improvement			
<b>Student Groups</b>	<u>2011</u>	<u>2012</u>	<u>2013</u>
Students with Disabilities		Note 3	
Economically Disadvantaged		Note 3	
English Learners		Note 3	
<b>Principal</b>			
Ron Leathers rleathers@acsd1.org			
378-2271			
<b>Mailing Address</b>			
P.O. Box 128 Rock River Wyoming, 82083			
Website <a href="#">Rock River Junior High School</a>			

	3-8 (PAWS) Note 8		11th Grade ACT Note 8	
	Below Proficient	Proficient and Advanced		
Reading	23%	77%		
Math	23%	77%		
Science	29%	71%		
Writing	Note 4	Note 4	Note 4	
English				
Composite				
<b>Growth</b>				
Reading	Note 1			
Math	Note 1			
Science	Note 1			
Writing	Note 1			

Notes
Note 1 : Data not provided by Wyoming Department of Education (WDE).
Note 2 : Data not available from WDE.
Note 3 : Data not available from WDE.
Note 4 : Writing Scores for SAWS and ACT writing not available.
Note 5: MEMORANDUM NO. 2013-107 from the WDE indicated that cut scores were adjusted because of a "fluctuation in proficiency rates that cannot credibly be attributed to real changes in student performance". See detailed notes concerning this issue.
Note 6 : Accountability Score not provided by WDE.
Note 7: If scores or percentages are blank, then either students were not tested with PAWS/ACT or there were less than five students tested.
Note 8: To protect individual student confidentiality, results are not reported for 5 or fewer students and performance percentages are capped and indicated with>= or <=.
Notes for school:

Mission Statement
<i>The mission of Rock River School is to develop college and career-ready students who are able to navigate and succeed in an ever-changing world through the cooperation and dedication of staff, parents and community.</i>



**2013 School Status Snapshot**

**Laramie High School**

**Albany #1**

<b>Accountability Rating</b>  <span style="font-size: 2em; color: red;">?</span>  See Note 7
--

School Information			
<b>Basic info</b>	<b>Laramie High School</b>		
School ID		101055	
School Type		10-12	
Enrollment		737	
2012 Graduation Rate		90.7%	
Year Built		1959	
Certified Instructors		Note 1	
Overall Student/Teacher ratio		Note 1	
% of students with one or more college courses		Note 2	
2012-13 AYP Status: School Improvement, Year 1			
<b>Student Groups</b>	<u>2011</u>	<u>2012</u>	<u>2013</u>
Students with Disabilities		Note 3	
Economically Disadvantaged		Note 3	
English Learners		Note 3	
<b>Principal</b>			
Kim Sorenson sorenson@acsd1.org			
721-4420			
<b>Mailing Address</b>			
1275 North 11th Laramie Wyoming, 82072			
Website <a href="#">Laramie High School</a>			

Achievement		3-8 (PAWS) Note 8		11th Grade ACT Note 8
		Below Proficient	Proficient and Advanced	
Reading				<b>21.7</b>
Math				<b>21.1</b>
Science				<b>21.3</b>
Writing	Note 4		Note 4	Note 4
English				<b>20.8</b>
Composite				<b>21.3</b>
<b>Growth</b>				
Reading	Note 1			
Math	Note 1			
Science	Note 1			
Writing	Note 1			

Notes
Note 1 : Data not provided by Wyoming Department of Education (WDE).
Note 2 : Data not available from WDE.
Note 3 : Data not available from WDE.
Note 4 : Writing Scores for SAWS and ACT writing not available.
Note 5: MEMORANDUM NO. 2013-107 from the WDE indicated that cut scores were adjusted because of a "fluctuation in proficiency rates that cannot credibly be attributed to real changes in student performance". See detailed notes concerning this issue.
Note 6 : Accountability Score not provided by WDE.
Note 7: If scores or percentages are blank, then either students were not tested with PAWS/ACT or there were less than five students tested.
Note 8: To protect individual student confidentiality, results are not reported for 5 or fewer students and performance percentages are capped and indicated with>= or <=.
Notes for school:

Mission Statement
<i>Laramie Senior High School prepares and empowers all students for success in an ever-changing world through a balanced offering of challenging, high quality educational opportunities.</i>

**2013 School Status Snapshot**

**Rock River High School**

**Albany #1**

<b>Accountability Rating</b>  <span style="font-size: 2em; color: red;">?</span>  See Note 7
--

School Information			
<b>Basic info</b>	<b>Rock River High School</b>		
School ID		101056	
School Type		9-12	
Enrollment		36	
2012 Graduation Rate		75.0%	
Year Built		1983	
Certified Instructors		Note 1	
Overall Student/Teacher ratio		Note 1	
% of students with one or more college courses		Note 2	
2012-13 AYP Status: Not In School Improvement			
<b>Student Groups</b>	<u>2011</u>	<u>2012</u>	<u>2013</u>
Students with Disabilities		Note 3	
Economically Disadvantaged		Note 3	
English Learners		Note 3	
<b>Principal</b>			
Ron Leathers rleathers@acsd1.org			
378-2271			
<b>Mailing Address</b>			
P.O. Box 128 Rock River Wyoming, 82083			
Website <a href="#">Rock River High School</a>			

Achievement				
	3-8 (PAWS) Note 8		11th Grade ACT Note 8	
	Below Proficient	Proficient and Advanced		
Reading			<b>18.3</b>	
Math			<b>17.3</b>	
Science			<b>18.8</b>	
Writing	Note 4	Note 4	Note 4	
English			<b>16.9</b>	
Composite			<b>17.9</b>	
<b>Growth</b>				
Reading	Note 1			
Math	Note 1			
Science	Note 1			
Writing	Note 1			

Notes
Note 1 : Data not provided by Wyoming Department of Education (WDE).
Note 2 : Data not available from WDE.
Note 3 : Data not available from WDE.
Note 4 : Writing Scores for SAWS and ACT writing not available.
Note 5: MEMORANDUM NO. 2013-107 from the WDE indicated that cut scores were adjusted because of a "fluctuation in proficiency rates that cannot credibly be attributed to real changes in student performance". See detailed notes concerning this issue.
Note 6 : Accountability Score not provided by WDE.
Note 7: If scores or percentages are blank, then either students were not tested with PAWS/ACT or there were less than five students tested.
Note 8: To protect individual student confidentiality, results are not reported for 5 or fewer students and performance percentages are capped and indicated with>= or <=.
Notes for school:

Mission Statement
<i>The mission of Rock River School is to develop college and career-ready students who are able to navigate and succeed in an ever-changing world through the cooperation and dedication of staff, parents and community.</i>

2013 School Status Snapshot

Whiting High School

Albany #1

<b>Accountability Rating</b>  <span style="font-size: 2em; color: red;">?</span>  See Note 7
--

School Information			
<b>Basic info</b>	<b>Whiting High School</b>		
School ID		101057	
School Type		9-12	
Enrollment		41	
2012 Graduation Rate		30.4%	
Year Built		1964	
Certified Instructors		Note 1	
Overall Student/Teacher ratio		Note 1	
% of students with one or more college courses		Note 2	
2012-13 AYP Status: School Improvement, Year 2			
<b>Student Groups</b>	<u>2011</u>	<u>2012</u>	<u>2013</u>
Students with Disabilities		Note 3	
Economically Disadvantaged		Note 3	
English Learners		Note 3	
<b>Principal</b>			
Ursula Harrison ursula@acsd1.org			
721-2640			
<b>Mailing Address</b>			
801 South 24th Street Laramie Wyoming, 82070			
Website <a href="#">Whiting High School</a>			

Achievement		3-8 (PAWS) Note 8		11th Grade ACT Note 8
		Below Proficient	Proficient and Advanced	
Reading				<b>16.4</b>
Math				<b>17.8</b>
Science				<b>15.9</b>
Writing	Note 4		Note 4	Note 4
English				<b>16.5</b>
Composite				<b>16.8</b>
<b>Growth</b>				
Reading	Note 1			
Math	Note 1			
Science	Note 1			
Writing	Note 1			

Notes
Note 1 : Data not provided by Wyoming Department of Education (WDE).
Note 2 : Data not available from WDE.
Note 3 : Data not available from WDE.
Note 4 : Writing Scores for SAWS and ACT writing not available.
Note 5: MEMORANDUM NO. 2013-107 from the WDE indicated that cut scores were adjusted because of a "fluctuation in proficiency rates that cannot credibly be attributed to real changes in student performance". See detailed notes concerning this issue.
Note 6 : Accountability Score not provided by WDE.
Note 7: If scores or percentages are blank, then either students were not tested with PAWS/ACT or there were less than five students tested.
Note 8: To protect individual student confidentiality, results are not reported for 5 or fewer students and performance percentages are capped and indicated with>= or <=.
Notes for school:

Mission Statement
None located

# Big Horn County School District #1

<b>Accountability Rating</b>  <span style="font-size: 2em; color: red;">?</span>  See Note 5
--

## District Information

<b>Basic info</b>	<b>Big Horn County School District #1</b>	<b>201000</b>	
Number of Schools		6	
Total enrollment		894	
Total State and Local Funding (2011-12)		\$12,203,330	
Per Student Funding		\$13,650	
Per Student Net Unrestricted Assets		\$3,966	
Certified Instructors		Note 1	
Overall Student/Teacher ratio		Note 1	
% of students with one or more college courses		Note 2	
2012-13 AYP Status: Not In District Improvement			
<b>Student Groups</b>	<u>2011</u>	<u>2012</u>	<u>2013</u>
Students with Disabilities		Note 3	
Economically Disadvantaged		Note 3	
English Learners		Note 3	
<b>Superintendent</b>			
Shon Hocker			
548-2254			
shocker@bighorn1.com			
<b>Mailing Address</b>			
P.O. Box 688			
Cowley, Wyoming 82420			

## Achievement

	3-8 (PAWS) Note 6			ACT 11th grade scores Note 6		
	Proficient and Advanced	State Proficient and Advanced (including District)	State Proficient and Advanced (excluding District)	District 11th Grade ACT	State 11th Grade ACT (including District)	State 11th Grade ACT (excluding District)
Reading	81.3%	74.6%	74.5%	20.8	20.1	20.1
Math	84.6%	79.0%	78.9%	20.3	19.7	19.6
Science	60.9%	50.8%	50.7%	20.0	19.8	19.8
Writing	Note 4	Note 4	Note 4	Note 4	Note 4	Note 4
English				20.0	18.8	18.8
Composite				20.4	19.7	19.7
<b>Growth</b>						
Reading	Note 5					
Math	Note 5					
Science	Note 5					
Writing	Note 5					

## Notes

Note 1: Information not provided by Wyoming Department of Education (WDE).

Note 2: Information not available from WDE

Note 3: Information not provided by WDE.

Note 4: Writing scores for SAWS and ACT not released by WDE.

Note 5: Growth and Accountability data not provided by WDE.

Note 6: To protect individual student confidentiality, results are not reported for 5 or fewer students and performance percentages are capped and indicated with >= or <=.

2013 School Status Snapshot

Burlington Elementary

Big Horn #1

<b>Accountability Rating</b>  <span style="font-size: 2em; color: red;">?</span>  See Note 7
--

School Information			
<b>Basic info</b>	<b>Burlington Elementary</b>		
School ID		201001	
School Type		K-5	
Enrollment		101	
2012 Graduation Rate			
Year Built		1987	
Certified Instructors		Note 1	
Overall Student/Teacher ratio		Note 1	
% of students with one or more college courses		Note 2	
2012-13 AYP Status: Not In School Improvement			
<b>Student Groups</b>	<u>2011</u>	<u>2012</u>	<u>2013</u>
Students with Disabilities		Note 3	
Economically Disadvantaged		Note 3	
English Learners		Note 3	
<b>Principal</b>			
Matthew Davidson mdavidson@bighorn1.com			
762-3334			
<b>Mailing Address</b>			
P.O. Box 9 Burlington Wyoming, 82411			
Website <a href="#">Burlington Elementary</a>			

	3-8 (PAWS) Note 8		11th Grade ACT Note 8	
	Below Proficient	Proficient and Advanced		
Reading	11%	89%		
Math	7%	93%		
Science	13%	88%		
Writing	Note 4	Note 4	Note 4	
English				
Composite				
<b>Growth</b>				
Reading	Note 1			
Math	Note 1			
Science	Note 1			
Writing	Note 1			

Notes
Note 1 : Data not provided by Wyoming Department of Education (WDE).
Note 2 : Data not available from WDE.
Note 3 : Data not available from WDE.
Note 4 : Writing Scores for SAWS and ACT writing not available.
Note 5: MEMORANDUM NO. 2013-107 from the WDE indicated that cut scores were adjusted because of a "fluctuation in proficiency rates that cannot credibly be attributed to real changes in student performance". See detailed notes concerning this issue.
Note 6 : Accountability Score not provided by WDE.
Note 7: If scores or percentages are blank, then either students were not tested with PAWS/ACT or there were less than five students tested.
Note 8: To protect individual student confidentiality, results are not reported for 5 or fewer students and performance percentages are capped and indicated with>= or <=.
Notes for school:

Mission Statement
None located

2013 School Status Snapshot

Rocky Mountain Elementary

Big Horn #1

<b>Accountability Rating</b>  <span style="font-size: 2em; color: red;">?</span>  See Note 7
--

School Information			
<b>Basic info</b>	<b>Rocky Mountain Elementary</b>		
School ID	201004		
School Type	K-5		
Enrollment	269		
2012 Graduation Rate			
Year Built	2005		
Certified Instructors	Note 1		
Overall Student/Teacher ratio	Note 1		
% of students with one or more college courses	Note 2		
2012-13 AYP Status: Not In School Improvement			
<b>Student Groups</b>	<u>2011</u>	<u>2012</u>	<u>2013</u>
Students with Disabilities		Note 3	
Economically Disadvantaged		Note 3	
English Learners		Note 3	
<b>Principal</b>			
Karma Sanders ksanders@bighorn1.com			
548-2211			
<b>Mailing Address</b>			
P.O. Box 38 Cowley Wyoming, 82420			
Website <a href="#">Rocky Mountain Elementary</a>			

	3-8 (PAWS) Note 8		11th Grade ACT Note 8	
	Below Proficient	Proficient and Advanced		
Reading	21%	79%		
Math	14%	86%		
Science	35%	65%		
Writing	Note 4	Note 4	Note 4	
English				
Composite				
<b>Growth</b>				
Reading	Note 1			
Math	Note 1			
Science	Note 1			
Writing	Note 1			

Notes
Note 1 : Data not provided by Wyoming Department of Education (WDE).
Note 2 : Data not available from WDE.
Note 3 : Data not available from WDE.
Note 4 : Writing Scores for SAWS and ACT writing not available.
Note 5: MEMORANDUM NO. 2013-107 from the WDE indicated that cut scores were adjusted because of a "fluctuation in proficiency rates that cannot credibly be attributed to real changes in student performance". See detailed notes concerning this issue.
Note 6 : Accountability Score not provided by WDE.
Note 7: If scores or percentages are blank, then either students were not tested with PAWS/ACT or there were less than five students tested.
Note 8: To protect individual student confidentiality, results are not reported for 5 or fewer students and performance percentages are capped and indicated with>= or <=.
Notes for school:

Mission Statement
<i>To equip all students with the knowledge, skills and attitudes necessary for success.</i>

2013 School Status Snapshot

Burlington Middle School

Big Horn #1

<b>Accountability Rating</b>  <span style="font-size: 2em; color: red;">?</span>  See Note 7
--

School Information			
<b>Basic info</b>	<b>Burlington Middle School</b>		
School ID		201050	
School Type		6-8	
Enrollment		57	
2012 Graduation Rate			
Year Built		2005	
Certified Instructors		Note 1	
Overall Student/Teacher ratio		Note 1	
% of students with one or more college courses		Note 2	
2012-13 AYP Status: Not In School Improvement			
<b>Student Groups</b>	<u>2011</u>	<u>2012</u>	<u>2013</u>
Students with Disabilities		Note 3	
Economically Disadvantaged		Note 3	
English Learners		Note 3	
<b>Principal</b>			
Matthew Davidson mdavidson@bighorn1.com			
762-3334			
<b>Mailing Address</b>			
P.O. Box 9 Burlington Wyoming, 82411			
Website <a href="#">Burlington Middle School</a>			

	3-8 (PAWS) Note 8		11th Grade ACT Note 8	
	Below Proficient	Proficient and Advanced		
Reading	5%	95%		
Math	3%	97%		
Science	40%	60%		
Writing	Note 4	Note 4	Note 4	
English				
Composite				
<b>Growth</b>				
Reading	Note 1			
Math	Note 1			
Science	Note 1			
Writing	Note 1			

Notes
Note 1 : Data not provided by Wyoming Department of Education (WDE).
Note 2 : Data not available from WDE.
Note 3 : Data not available from WDE.
Note 4 : Writing Scores for SAWS and ACT writing not available.
Note 5: MEMORANDUM NO. 2013-107 from the WDE indicated that cut scores were adjusted because of a "fluctuation in proficiency rates that cannot credibly be attributed to real changes in student performance". See detailed notes concerning this issue.
Note 6 : Accountability Score not provided by WDE.
Note 7: If scores or percentages are blank, then either students were not tested with PAWS/ACT or there were less than five students tested.
Note 8: To protect individual student confidentiality, results are not reported for 5 or fewer students and performance percentages are capped and indicated with>= or <=.
Notes for school:

Mission Statement
None located

**2013 School Status Snapshot**

**Rocky Mountain Middle School**

**Big Horn #1**

<b>Accountability Rating</b>  <span style="font-size: 2em; color: red;">?</span>  See Note 7
--

School Information			
<b>Basic info</b>	<b>Rocky Mountain Middle School</b>		
School ID	201051		
School Type	6-8		
Enrollment	155		
2012 Graduation Rate			
Year Built	2010		
Certified Instructors	Note 1		
Overall Student/Teacher ratio	Note 1		
% of students with one or more college courses	Note 2		
2012-13 AYP Status: Not In School Improvement, Warning Year			
<b>Student Groups</b>	<u>2011</u>	<u>2012</u>	<u>2013</u>
Students with Disabilities		Note 3	
Economically Disadvantaged		Note 3	
English Learners		Note 3	
<b>Principal</b>			
Timothy Winland twinland@bighorn1.com			
548-2723			
<b>Mailing Address</b>			
P.O. Box 280 Cowley Wyoming, 82420			
Website <a href="#">Rocky Mountain Middle School</a>			

	3-8 (PAWS) Note 8		11th Grade ACT Note 8	
	Below Proficient	Proficient and Advanced		
Reading	24%	76%		
Math	24%	76%		
Science	51%	49%		
Writing	Note 4	Note 4	Note 4	
English				
Composite				
<b>Growth</b>				
Reading	Note 1			
Math	Note 1			
Science	Note 1			
Writing	Note 1			

Notes
Note 1 : Data not provided by Wyoming Department of Education (WDE).
Note 2 : Data not available from WDE.
Note 3 : Data not available from WDE.
Note 4 : Writing Scores for SAWS and ACT writing not available.
Note 5: MEMORANDUM NO. 2013-107 from the WDE indicated that cut scores were adjusted because of a "fluctuation in proficiency rates that cannot credibly be attributed to real changes in student performance". See detailed notes concerning this issue.
Note 6 : Accountability Score not provided by WDE.
Note 7: If scores or percentages are blank, then either students were not tested with PAWS/ACT or there were less than five students tested.
Note 8: To protect individual student confidentiality, results are not reported for 5 or fewer students and performance percentages are capped and indicated with>= or <=.
Notes for school:

**Mission Statement**

*We, Rocky Mountain Middle School/High School, take responsibility every day for positively impacting the physical, social and academic well-being of each student, and challenge them through a structured and viable curriculum to become responsible life-long learners and productive citizens.*



2013 School Status Snapshot

Burlington High School

Big Horn #1

<b>Accountability Rating</b>  <span style="font-size: 2em; color: red;">?</span>  See Note 7
--

School Information			
<b>Basic info</b>	<b>Burlington High School</b>		
School ID		201055	
School Type		9-12	
Enrollment		89	
2012 Graduation Rate		100.0%	
Year Built		2005	
Certified Instructors		Note 1	
Overall Student/Teacher ratio		Note 1	
% of students with one or more college courses		Note 2	
2012-13 AYP Status: Not In School Improvement			
<b>Student Groups</b>	<u>2011</u>	<u>2012</u>	<u>2013</u>
Students with Disabilities		Note 3	
Economically Disadvantaged		Note 3	
English Learners		Note 3	
<b>Principal</b>			
Matthew Davidson mdavidson@bighorn1.com			
762-3334			
<b>Mailing Address</b>			
P.O. Box 9 Burlington Wyoming, 82411			
Website <a href="#">Burlington High School</a>			

Achievement				
	3-8 (PAWS) Note 8		11th Grade ACT Note 8	
	Below Proficient	Proficient and Advanced		
Reading			<b>23.2</b>	
Math			<b>23.0</b>	
Science			<b>22.2</b>	
Writing	Note 4	Note 4	Note 4	
English			<b>22.5</b>	
Composite			<b>22.8</b>	
<b>Growth</b>				
Reading	Note 1			
Math	Note 1			
Science	Note 1			
Writing	Note 1			

Notes
Note 1 : Data not provided by Wyoming Department of Education (WDE).
Note 2 : Data not available from WDE.
Note 3 : Data not available from WDE.
Note 4 : Writing Scores for SAWS and ACT writing not available.
Note 5: MEMORANDUM NO. 2013-107 from the WDE indicated that cut scores were adjusted because of a "fluctuation in proficiency rates that cannot credibly be attributed to real changes in student performance". See detailed notes concerning this issue.
Note 6 : Accountability Score not provided by WDE.
Note 7: If scores or percentages are blank, then either students were not tested with PAWS/ACT or there were less than five students tested.
Note 8: To protect individual student confidentiality, results are not reported for 5 or fewer students and performance percentages are capped and indicated with>= or <=.
Notes for school:

Mission Statement
<i>None located</i>

2013 School Status Snapshot

Rocky Mountain High School

Big Horn #1

<b>Accountability Rating</b>  <span style="font-size: 2em; color: red;">?</span>  See Note 7
--

School Information			
<b>Basic info</b>	<b>Rocky Mountain High School</b>		
School ID		201056	
School Type		9-12	
Enrollment		223	
2012 Graduation Rate		76.1%	
Year Built		2010	
Certified Instructors		Note 1	
Overall Student/Teacher ratio		Note 1	
% of students with one or more college courses		Note 2	
2012-13 AYP Status: Not In School Improvement			
<b>Student Groups</b>	<u>2011</u>	<u>2012</u>	<u>2013</u>
Students with Disabilities		Note 3	
Economically Disadvantaged		Note 3	
English Learners		Note 3	
<b>Principal</b>			
Timothy Winland twinland@bighorn1.com			
548-2723			
<b>Mailing Address</b>			
P.O. Box 280 Cowley Wyoming, 82420			
Website <a href="#">Rocky Mountain High School</a>			

Achievement		3-8 (PAWS) Note 8		11th Grade ACT Note 8
		Below Proficient	Proficient and Advanced	
Reading				<b>19.7</b>
Math				<b>19.0</b>
Science				<b>19.0</b>
Writing	Note 4		Note 4	Note 4
English				<b>18.9</b>
Composite				<b>19.3</b>
<b>Growth</b>				
Reading	Note 1			
Math	Note 1			
Science	Note 1			
Writing	Note 1			

Notes
Note 1 : Data not provided by Wyoming Department of Education (WDE).
Note 2 : Data not available from WDE.
Note 3 : Data not available from WDE.
Note 4 : Writing Scores for SAWS and ACT writing not available.
Note 5: MEMORANDUM NO. 2013-107 from the WDE indicated that cut scores were adjusted because of a "fluctuation in proficiency rates that cannot credibly be attributed to real changes in student performance". See detailed notes concerning this issue.
Note 6 : Accountability Score not provided by WDE.
Note 7: If scores or percentages are blank, then either students were not tested with PAWS/ACT or there were less than five students tested.
Note 8: To protect individual student confidentiality, results are not reported for 5 or fewer students and performance percentages are capped and indicated with>= or <=.
Notes for school:

**Mission Statement**

*We, Rocky Mountain Middle School/High School, take responsibility every day for positively impacting the physical, social and academic well-being of each student, and challenge them through a structured and viable curriculum to become responsible life-long learners and productive citizens.*

## Big Horn County School District #2

Accountability Rating

?

See Note 5

### District Information

<b>Basic info</b>			
<b>Big Horn County School District #2</b>	<b>202000</b>		
Number of Schools	3		
Total enrollment	708		
Total State and Local Funding (2011-12)	\$10,134,972		
Per Student Funding	\$14,315		
Per Student Net Unrestricted Assets	\$3,668		
Certified Instructors	Note 1		
Overall Student/Teacher ratio	Note 1		
% of students with one or more college courses	Note 2		
2012-13 AYP Status: Not In District Improvement			
<b>Student Groups</b>			
	<u>2011</u>	<u>2012</u>	<u>2013</u>
Students with Disabilities		Note 3	
Economically Disadvantaged		Note 3	
English Learners		Note 3	
<b>Superintendent</b>			
Dan Coe			
548-2259			
dcoe@bgh2.k12.wy.us			
<b>Mailing Address</b>			
502 Hampshire Avenue			
Lovell, Wyoming 82431			

### Achievement

	3-8 (PAWS) Note 6			ACT 11th grade scores Note 6		
	Proficient and Advanced	State Proficient and Advanced (including District)	State Proficient and Advanced (excluding District)	District 11th Grade ACT	State 11th Grade ACT (including District)	State 11th Grade ACT (excluding District)
Reading	77.6%	74.6%	74.6%	21.5	20.1	20.1
Math	89.1%	79.0%	78.9%	21.6	19.7	19.6
Science	61.5%	50.8%	50.8%	21.4	19.8	19.8
Writing	Note 4	Note 4	Note 4	Note 4	Note 4	Note 4
English				21.0	18.8	18.8
Composite				21.5	19.7	19.7
<b>Growth</b>						
Reading	Note 5					
Math	Note 5					
Science	Note 5					
Writing	Note 5					

### Notes

Note 1: Information not provided by Wyoming Department of Education (WDE).

Note 2: Information not available from WDE

Note 3: Information not provided by WDE.

Note 4: Writing scores for SAWS and ACT not released by WDE.

Note 5: Growth and Accountability data not provided by WDE.

Note 6: To protect individual student confidentiality, results are not reported for 5 or fewer students and performance percentages are capped and indicated with >= or <=.

2013 School Status Snapshot

Lovell Elementary

Big Horn #2

<b>Accountability Rating</b>  <span style="font-size: 2em; color: red;">?</span>  See Note 7
--

School Information			
<b>Basic info</b>	<b>Lovell Elementary</b>		
School ID	202001		
School Type	K-5		
Enrollment	334		
2012 Graduation Rate			
Year Built	1942		
Certified Instructors	Note 1		
Overall Student/Teacher ratio	Note 1		
% of students with one or more college courses	Note 2		
2012-13 AYP Status: Not In School Improvement			
<b>Student Groups</b>	<u>2011</u>	<u>2012</u>	<u>2013</u>
Students with Disabilities		Note 3	
Economically Disadvantaged		Note 3	
English Learners		Note 3	
<b>Principal</b>			
Cheri Hoffman choffman@bgh2.k12.wy.us			
548-2247			
<b>Mailing Address</b>			
520 Shoshone Lovell Wyoming, 82431			
Website <a href="#">Lovell Elementary</a>			

	3-8 (PAWS) Note 8		11th Grade ACT Note 8	
	Below Proficient	Proficient and Advanced		
Reading	23%	77%		
Math	10%	90%		
Science	29%	71%		
Writing	Note 4	Note 4	Note 4	
English				
Composite				
<b>Growth</b>				
Reading	Note 1			
Math	Note 1			
Science	Note 1			
Writing	Note 1			

Notes
Note 1 : Data not provided by Wyoming Department of Education (WDE).
Note 2 : Data not available from WDE.
Note 3 : Data not available from WDE.
Note 4 : Writing Scores for SAWS and ACT writing not available.
Note 5: MEMORANDUM NO. 2013-107 from the WDE indicated that cut scores were adjusted because of a "fluctuation in proficiency rates that cannot credibly be attributed to real changes in student performance". See detailed notes concerning this issue.
Note 6 : Accountability Score not provided by WDE.
Note 7: If scores or percentages are blank, then either students were not tested with PAWS/ACT or there were less than five students tested.
Note 8: To protect individual student confidentiality, results are not reported for 5 or fewer students and performance percentages are capped and indicated with>= or <=.
Notes for school:

Mission Statement
None located

2013 School Status Snapshot

Lovell Middle School

Big Horn #2

<b>Accountability Rating</b>  <span style="font-size: 2em; color: red;">?</span>  See Note 7
--

School Information			
<b>Basic info</b>	<b>Lovell Middle School</b>		
School ID		202050	
School Type		6-8	
Enrollment		162	
2012 Graduation Rate			
Year Built		1991	
Certified Instructors		Note 1	
Overall Student/Teacher ratio		Note 1	
% of students with one or more college courses		Note 2	
2012-13 AYP Status: School Improvement, Year 1			
<b>Student Groups</b>	<u>2011</u>	<u>2012</u>	<u>2013</u>
Students with Disabilities		Note 3	
Economically Disadvantaged		Note 3	
English Learners		Note 3	
<b>Principal</b>			
Douglas Hazen dhazen@bgh2.k12.wy.us			
548-6553			
<b>Mailing Address</b>			
325 West 9th Lovell Wyoming, 82431			
Website <a href="#">Lovell Middle School</a>			

Achievement	3-8 (PAWS) Note 8		11th Grade ACT Note 8
	Below Proficient	Proficient and Advanced	
Reading	22%	78%	
Math	12%	88%	
Science	48%	52%	
Writing	Note 4	Note 4	Note 4
English			
Composite			
<b>Growth</b>			
Reading	Note 1		
Math	Note 1		
Science	Note 1		
Writing	Note 1		

Notes
Note 1 : Data not provided by Wyoming Department of Education (WDE).
Note 2 : Data not available from WDE.
Note 3 : Data not available from WDE.
Note 4 : Writing Scores for SAWS and ACT writing not available.
Note 5: MEMORANDUM NO. 2013-107 from the WDE indicated that cut scores were adjusted because of a "fluctuation in proficiency rates that cannot credibly be attributed to real changes in student performance". See detailed notes concerning this issue.
Note 6 : Accountability Score not provided by WDE.
Note 7: If scores or percentages are blank, then either students were not tested with PAWS/ACT or there were less than five students tested.
Note 8: To protect individual student confidentiality, results are not reported for 5 or fewer students and performance percentages are capped and indicated with>= or <=.
Notes for school:

Mission Statement
None located

**2013 School Status Snapshot**

**Lovell High School**

**Big Horn #2**

<b>Accountability Rating</b>  <span style="font-size: 2em; color: red;">?</span>  See Note 7
--

School Information			
<b>Basic info</b>	<b>Lovell High School</b>		
School ID		202055	
School Type		9-12	
Enrollment		212	
2012 Graduation Rate		92.2%	
Year Built		1962	
Certified Instructors		Note 1	
Overall Student/Teacher ratio		Note 1	
% of students with one or more college courses		Note 2	
2012-13 AYP Status: Not In School Improvement			
<b>Student Groups</b>	<u>2011</u>	<u>2012</u>	<u>2013</u>
Students with Disabilities		Note 3	
Economically Disadvantaged		Note 3	
English Learners		Note 3	
<b>Principal</b>			
Scott O'Tremba sotremba@bgh2.k12.wy.us			
548-2256			
<b>Mailing Address</b>			
502 Hampshire Avenue Lovell Wyoming, 82431			
Website <a href="#">Lovell High School</a>			

Achievement		3-8 (PAWS) Note 8		11th Grade ACT Note 8
		Below Proficient	Proficient and Advanced	
Reading				<b>21.5</b>
Math				<b>21.6</b>
Science				<b>21.4</b>
Writing	Note 4		Note 4	Note 4
English				<b>21.0</b>
Composite				<b>21.5</b>
<b>Growth</b>				
Reading	Note 1			
Math	Note 1			
Science	Note 1			
Writing	Note 1			

Notes
Note 1 : Data not provided by Wyoming Department of Education (WDE).
Note 2 : Data not available from WDE.
Note 3 : Data not available from WDE.
Note 4 : Writing Scores for SAWS and ACT writing not available.
Note 5: MEMORANDUM NO. 2013-107 from the WDE indicated that cut scores were adjusted because of a "fluctuation in proficiency rates that cannot credibly be attributed to real changes in student performance". See detailed notes concerning this issue.
Note 6 : Accountability Score not provided by WDE.
Note 7: If scores or percentages are blank, then either students were not tested with PAWS/ACT or there were less than five students tested.
Note 8: To protect individual student confidentiality, results are not reported for 5 or fewer students and performance percentages are capped and indicated with>= or <=.
Notes for school:

Mission Statement
<i>The Mission of Lovell High School is to provide a safe and orderly environment where students receive the opportunity to learn with a relevant and rigorous curriculum.</i>

# Big Horn County School District #3

Accountability Rating

?

See Note 5

4

District Information			
<b>Basic info</b>	<b>Big Horn County School District #3</b>		<b>203000</b>
Number of Schools			3
Total enrollment			490
Total State and Local Funding (2011-12)			\$8,104,098
Per Student Funding			\$16,539
Per Student Net Unrestricted Assets			\$2,353
Certified Instructors			Note 1
Overall Student/Teacher ratio			Note 1
% of students with one or more college courses			Note 2
2012-13 AYP Status: Not In District Improvement			
<b>Student Groups</b>	<u>2011</u>	<u>2012</u>	<u>2013</u>
Students with Disabilities		Note 3	
Economically Disadvantaged		Note 3	
English Learners		Note 3	
<b>Superintendent</b>			
Barry Bryant			
765-4756			
bbryant@bgh3.k12.wy.us			
<b>Mailing Address</b>			
636 14th Avenue North			
Greybull, Wyoming 82426			

	3-8 (PAWS) Note 6			ACT 11th grade scores Note 6		
	Proficient and Advanced	State Proficient and Advanced (including District)	State Proficient and Advanced (excluding District)	District 11th Grade ACT	State 11th Grade ACT (including District)	State 11th Grade ACT (excluding District)
Reading	85.4%	74.6%	74.5%	20.4	20.1	20.1
Math	85.6%	79.0%	78.9%	19.4	19.7	19.6
Science	61.4%	50.8%	50.8%	19.4	19.8	19.8
Writing	Note 4	Note 4	Note 4	Note 4	Note 4	Note 4
English				17.8	18.8	18.8
Composite				19.3	19.7	19.7
<b>Growth</b>						
Reading	Note 5					
Math	Note 5					
Science	Note 5					
Writing	Note 5					

Notes
Note 1: Information not provided by Wyoming Department of Education (WDE).
Note 2: Information not available from WDE
Note 3: Information not provided by WDE.
Note 4: Writing scores for SAWS and ACT not released by WDE.
Note 5: Growth and Accountability data not provided by WDE.
Note 6: To protect individual student confidentiality, results are not reported for 5 or fewer students and performance percentages are capped and indicated with >= or <=.

2013 School Status Snapshot

Greybull Elementary

Big Horn #3

<b>Accountability Rating</b>  <span style="font-size: 2em; color: red;">?</span>  See Note 7
--

School Information			
<b>Basic info</b>	<b>Greybull Elementary</b>		
School ID	203002		
School Type	K-5		
Enrollment	197		
2012 Graduation Rate			
Year Built	2007		
Certified Instructors	Note 1		
Overall Student/Teacher ratio	Note 1		
% of students with one or more college courses	Note 2		
2012-13 AYP Status: Not In School Improvement, Warning Year			
<b>Student Groups</b>	<u>2011</u>	<u>2012</u>	<u>2013</u>
Students with Disabilities		Note 3	
Economically Disadvantaged		Note 3	
English Learners		Note 3	
<b>Principal</b>			
Brenda Jinks bjinks@bgh3.k12.wy.us			
765-2311 x 301			
<b>Mailing Address</b>			
636 14th Avenue North Greybull Wyoming, 82426			
Website <a href="#">Greybull Elementary</a>			

Achievement	3-8 (PAWS) Note 8		11th Grade ACT Note 8
	Below Proficient	Proficient and Advanced	
Reading	21%	79%	
Math	9%	91%	
Science	37%	63%	
Writing	Note 4	Note 4	Note 4
English			
Composite			
<b>Growth</b>			
Reading	Note 1		
Math	Note 1		
Science	Note 1		
Writing	Note 1		

Notes
Note 1 : Data not provided by Wyoming Department of Education (WDE).
Note 2 : Data not available from WDE.
Note 3 : Data not available from WDE.
Note 4 : Writing Scores for SAWS and ACT writing not available.
Note 5: MEMORANDUM NO. 2013-107 from the WDE indicated that cut scores were adjusted because of a "fluctuation in proficiency rates that cannot credibly be attributed to real changes in student performance". See detailed notes concerning this issue.
Note 6 : Accountability Score not provided by WDE.
Note 7: If scores or percentages are blank, then either students were not tested with PAWS/ACT or there were less than five students tested.
Note 8: To protect individual student confidentiality, results are not reported for 5 or fewer students and performance percentages are capped and indicated with>= or <=.
Notes for school:

Mission Statement
None located



2013 School Status Snapshot

Greybull Middle School

Big Horn #3

<b>Accountability Rating</b>  <span style="font-size: 2em; color: red;">?</span>  See Note 7
--

School Information			
<b>Basic info</b>	<b>Greybull Middle School</b>		
School ID		203050	
School Type		6-8	
Enrollment		124	
2012 Graduation Rate			
Year Built		1981	
Certified Instructors		Note 1	
Overall Student/Teacher ratio		Note 1	
% of students with one or more college courses		Note 2	
2012-13 AYP Status: Not In School Improvement			
<b>Student Groups</b>	<u>2011</u>	<u>2012</u>	<u>2013</u>
Students with Disabilities		Note 3	
Economically Disadvantaged		Note 3	
English Learners		Note 3	
<b>Principal</b>			
Scott McBride smcbride@bgh3.k12.wy.us			
765-4492 x 201			
<b>Mailing Address</b>			
636 14th Avenue North Greybull Wyoming, 82426			
Website <a href="#">Greybull Middle School</a>			

	3-8 (PAWS) Note 8		11th Grade ACT Note 8	
	Below Proficient	Proficient and Advanced		
Reading	10%	90%		
Math	18%	82%		
Science	40%	60%		
Writing	Note 4	Note 4	Note 4	
English				
Composite				
<b>Growth</b>				
Reading	Note 1			
Math	Note 1			
Science	Note 1			
Writing	Note 1			

Notes
Note 1 : Data not provided by Wyoming Department of Education (WDE).
Note 2 : Data not available from WDE.
Note 3 : Data not available from WDE.
Note 4 : Writing Scores for SAWS and ACT writing not available.
Note 5: MEMORANDUM NO. 2013-107 from the WDE indicated that cut scores were adjusted because of a "fluctuation in proficiency rates that cannot credibly be attributed to real changes in student performance". See detailed notes concerning this issue.
Note 6 : Accountability Score not provided by WDE.
Note 7: If scores or percentages are blank, then either students were not tested with PAWS/ACT or there were less than five students tested.
Note 8: To protect individual student confidentiality, results are not reported for 5 or fewer students and performance percentages are capped and indicated with>= or <=.
Notes for school:

Mission Statement
None located

2013 School Status Snapshot

Greybull High School

Big Horn #3

<b>Accountability Rating</b>  <span style="font-size: 2em; color: red;">?</span>  See Note 7
--

School Information			
<b>Basic info</b>	<b>Greybull High School</b>		
School ID	203055		
School Type	9-12		
Enrollment	169		
2012 Graduation Rate	97.4%		
Year Built	1996		
Certified Instructors	Note 1		
Overall Student/Teacher ratio	Note 1		
% of students with one or more college courses	Note 2		
2012-13 AYP Status: Not In School Improvement			
<b>Student Groups</b>	<u>2011</u>	<u>2012</u>	<u>2013</u>
Students with Disabilities		Note 3	
Economically Disadvantaged		Note 3	
English Learners		Note 3	
<b>Principal</b>			
Ty Flock tflock@bgh3.k12.wy.us			
765-2537 x 102			
<b>Mailing Address</b>			
636 14th Avenue North Greybull Wyoming, 82426			
Website <a href="#">Greybull High School</a>			

Achievement				
	3-8 (PAWS) Note 8		11th Grade ACT Note 8	
	Below Proficient	Proficient and Advanced		
Reading			<b>20.4</b>	
Math			<b>19.4</b>	
Science			<b>19.4</b>	
Writing	Note 4	Note 4	Note 4	
English			<b>17.8</b>	
Composite			<b>19.3</b>	
<b>Growth</b>				
Reading	Note 1			
Math	Note 1			
Science	Note 1			
Writing	Note 1			

Notes
Note 1 : Data not provided by Wyoming Department of Education (WDE).
Note 2 : Data not available from WDE.
Note 3 : Data not available from WDE.
Note 4 : Writing Scores for SAWS and ACT writing not available.
Note 5: MEMORANDUM NO. 2013-107 from the WDE indicated that cut scores were adjusted because of a "fluctuation in proficiency rates that cannot credibly be attributed to real changes in student performance". See detailed notes concerning this issue.
Note 6 : Accountability Score not provided by WDE.
Note 7: If scores or percentages are blank, then either students were not tested with PAWS/ACT or there were less than five students tested.
Note 8: To protect individual student confidentiality, results are not reported for 5 or fewer students and performance percentages are capped and indicated with>= or <=.
Notes for school:

Mission Statement
<i>None located</i>

# Big Horn County School District #4

Accountability Rating

?

See Note 5

5

### District Information

<b>Basic info</b>	<b>Big Horn County School District #4</b>	<b>204000</b>	
Number of Schools		4	
Total enrollment		302	
Total State and Local Funding (2011-12)		\$7,244,752	
Per Student Funding		\$23,989	
Per Student Net Unrestricted Assets		\$4,347	
Certified Instructors		Note 1	
Overall Student/Teacher ratio		Note 1	
% of students with one or more college courses		Note 2	
2012-13 AYP Status: Not In District Improvement			
<b>Student Groups</b>	<u>2011</u>	<u>2012</u>	<u>2013</u>
Students with Disabilities		Note 3	
Economically Disadvantaged		Note 3	
English Learners		Note 3	
<b>Superintendent</b>			
Mary Fisher			
568-2684			
mary.fisher@bgh4.k12.wy.us			
<b>Mailing Address</b>			
P.O. Box 151			
Basin, Wyoming 82410			

### Achievement

	3-8 (PAWS) Note 6			ACT 11th grade scores Note 6		
	Proficient and Advanced	State Proficient and Advanced (including District)	State Proficient and Advanced (excluding District)	District 11th Grade ACT	State 11th Grade ACT (including District)	State 11th Grade ACT (excluding District)
Reading	74.6%	74.6%	74.6%	20.0	20.1	20.1
Math	80.2%	79.0%	78.9%	21.1	19.7	19.6
Science	47.7%	50.8%	50.9%	20.9	19.8	19.8
Writing	Note 4	Note 4	Note 4	Note 4	Note 4	Note 4
English				17.8	18.8	18.8
Composite				20.1	19.7	19.7
<b>Growth</b>						
Reading	Note 5					
Math	Note 5					
Science	Note 5					
Writing	Note 5					

### Notes

Note 1: Information not provided by Wyoming Department of Education (WDE).

Note 2: Information not available from WDE

Note 3: Information not provided by WDE.

Note 4: Writing scores for SAWS and ACT not released by WDE.

Note 5: Growth and Accountability data not provided by WDE.

Note 6: To protect individual student confidentiality, results are not reported for 5 or fewer students and performance percentages are capped and indicated with >= or <=.

2013 School Status Snapshot

Laura Irwin Elementary

Big Horn #4

<b>Accountability Rating</b>  <span style="font-size: 2em; color: red;">?</span>  See Note 7
--

School Information			
<b>Basic info</b>	<b>Laura Irwin Elementary</b>		
School ID	204001		
School Type	K-4		
Enrollment	119		
2012 Graduation Rate			
Year Built	1957		
Certified Instructors	Note 1		
Overall Student/Teacher ratio	Note 1		
% of students with one or more college courses	Note 2		
2012-13 AYP Status: Not In School Improvement, Warning Year			
<b>Student Groups</b>	<u>2011</u>	<u>2012</u>	<u>2013</u>
Students with Disabilities		Note 3	
Economically Disadvantaged		Note 3	
English Learners		Note 3	
<b>Principal</b>			
Jared Moretti jared.moretti@bgh4.k12.wy.us			
568-2488			
<b>Mailing Address</b>			
P.O. Box 151 Basin Wyoming, 82410			
Website <a href="#">Laura Irwin Elementary</a>			

	3-8 (PAWS) Note 8		11th Grade ACT Note 8	
	Below Proficient	Proficient and Advanced		
Reading	23%	77%		
Math	7%	93%		
Science	36%	64%		
Writing	Note 4	Note 4	Note 4	
English				
Composite				
<b>Growth</b>				
Reading	Note 1			
Math	Note 1			
Science	Note 1			
Writing	Note 1			

Notes
Note 1 : Data not provided by Wyoming Department of Education (WDE).
Note 2 : Data not available from WDE.
Note 3 : Data not available from WDE.
Note 4 : Writing Scores for SAWS and ACT writing not available.
Note 5: MEMORANDUM NO. 2013-107 from the WDE indicated that cut scores were adjusted because of a "fluctuation in proficiency rates that cannot credibly be attributed to real changes in student performance". See detailed notes concerning this issue.
Note 6 : Accountability Score not provided by WDE.
Note 7: If scores or percentages are blank, then either students were not tested with PAWS/ACT or there were less than five students tested.
Note 8: To protect individual student confidentiality, results are not reported for 5 or fewer students and performance percentages are capped and indicated with>= or <=.
Notes for school:

Mission Statement
None located

2013 School Status Snapshot

Manderson Elementary

Big Horn #4

<b>Accountability Rating</b>  <span style="font-size: 2em; color: red;">?</span>  See Note 7
--

School Information			
<b>Basic info</b>	<b>Manderson Elementary</b>		
School ID	204003		
School Type	5-5		
Enrollment	22		
2012 Graduation Rate			
Year Built	1956		
Certified Instructors	Note 1		
Overall Student/Teacher ratio	Note 1		
% of students with one or more college courses	Note 2		
2012-13 AYP Status: Not In School Improvement			
<b>Student Groups</b>	<u>2011</u>	<u>2012</u>	<u>2013</u>
Students with Disabilities		Note 3	
Economically Disadvantaged		Note 3	
English Learners		Note 3	
<b>Principal</b>			
Shane Schaffner schaffner@bgh4.k12.wy.us			
568-2416			
<b>Mailing Address</b>			
P.O. Box 97 Manderson Wyoming, 82432			
Website <a href="#">Manderson Elementary</a>			

Achievement	3-8 (PAWS) Note 8		11th Grade ACT Note 8	
	Below Proficient	Proficient and Advanced		
Reading	25%	75%		
Math	25%	75%		
Science				
Writing	Note 4	Note 4	Note 4	
English				
Composite				
<b>Growth</b>				
Reading	Note 1			
Math	Note 1			
Science	Note 1			
Writing	Note 1			

Notes
Note 1 : Data not provided by Wyoming Department of Education (WDE).
Note 2 : Data not available from WDE.
Note 3 : Data not available from WDE.
Note 4 : Writing Scores for SAWS and ACT writing not available.
Note 5: MEMORANDUM NO. 2013-107 from the WDE indicated that cut scores were adjusted because of a "fluctuation in proficiency rates that cannot credibly be attributed to real changes in student performance". See detailed notes concerning this issue.
Note 6 : Accountability Score not provided by WDE.
Note 7: If scores or percentages are blank, then either students were not tested with PAWS/ACT or there were less than five students tested.
Note 8: To protect individual student confidentiality, results are not reported for 5 or fewer students and performance percentages are capped and indicated with>= or <=.
Notes for school:

Mission Statement
None located

2013 School Status Snapshot

Cloud Peak Middle School

Big Horn #4

<b>Accountability Rating</b>  <span style="font-size: 2em; color: red;">?</span>  See Note 7
--

School Information			
<b>Basic info</b>	<b>Cloud Peak Middle School</b>		
School ID	204051		
School Type	6-8		
Enrollment	67		
2012 Graduation Rate			
Year Built	1956		
Certified Instructors	Note 1		
Overall Student/Teacher ratio	Note 1		
% of students with one or more college courses	Note 2		
2012-13 AYP Status: Not In School Improvement, Warning Year			
<b>Student Groups</b>	<u>2011</u>	<u>2012</u>	<u>2013</u>
Students with Disabilities		Note 3	
Economically Disadvantaged		Note 3	
English Learners		Note 3	
<b>Principal</b>			
Shane Schaffner schaffner@bgh4.k12.wy.us			
568-2416			
<b>Mailing Address</b>			
P.O. Box 97 Manderson Wyoming, 82432			
Website <a href="#">Cloud Peak Middle School</a>			

	3-8 (PAWS) Note 8		11th Grade ACT Note 8
	Below Proficient	Proficient and Advanced	
Reading	27%	73%	
Math	27%	73%	
Science	74%	26%	
Writing	Note 4	Note 4	Note 4
English			
Composite			
<b>Growth</b>			
Reading	Note 1		
Math	Note 1		
Science	Note 1		
Writing	Note 1		

Notes
Note 1 : Data not provided by Wyoming Department of Education (WDE).
Note 2 : Data not available from WDE.
Note 3 : Data not available from WDE.
Note 4 : Writing Scores for SAWS and ACT writing not available.
Note 5: MEMORANDUM NO. 2013-107 from the WDE indicated that cut scores were adjusted because of a "fluctuation in proficiency rates that cannot credibly be attributed to real changes in student performance". See detailed notes concerning this issue.
Note 6 : Accountability Score not provided by WDE.
Note 7: If scores or percentages are blank, then either students were not tested with PAWS/ACT or there were less than five students tested.
Note 8: To protect individual student confidentiality, results are not reported for 5 or fewer students and performance percentages are capped and indicated with>= or <=.
Notes for school:

Mission Statement
None located

2013 School Status Snapshot

Riverside High School

Big Horn #4

<b>Accountability Rating</b>  <span style="font-size: 2em; color: red;">?</span>  See Note 7
--

School Information			
<b>Basic info</b>	<b>Riverside High School</b>		
School ID	204055		
School Type	9-12		
Enrollment	94		
2012 Graduation Rate	90.0%		
Year Built	1949		
Certified Instructors	Note 1		
Overall Student/Teacher ratio	Note 1		
% of students with one or more college courses	Note 2		
2012-13 AYP Status: Not In School Improvement			
<b>Student Groups</b>	<u>2011</u>	<u>2012</u>	<u>2013</u>
Students with Disabilities		Note 3	
Economically Disadvantaged		Note 3	
English Learners		Note 3	
<b>Principal</b>			
Tony Anson anson@bgh4.k12.wy.us			
568-2416			
<b>Mailing Address</b>			
P.O. Box 151 Basin Wyoming, 82410			
Website <a href="#">Riverside High School</a>			

Achievement				
	3-8 (PAWS) Note 8		11th Grade ACT Note 8	
	Below Proficient	Proficient and Advanced		
Reading			<b>20.0</b>	
Math			<b>21.1</b>	
Science			<b>20.9</b>	
Writing	Note 4	Note 4	Note 4	
English			<b>17.8</b>	
Composite			<b>20.1</b>	
<b>Growth</b>				
Reading	Note 1			
Math	Note 1			
Science	Note 1			
Writing	Note 1			

Notes
Note 1 : Data not provided by Wyoming Department of Education (WDE).
Note 2 : Data not available from WDE.
Note 3 : Data not available from WDE.
Note 4 : Writing Scores for SAWS and ACT writing not available.
Note 5: MEMORANDUM NO. 2013-107 from the WDE indicated that cut scores were adjusted because of a "fluctuation in proficiency rates that cannot credibly be attributed to real changes in student performance". See detailed notes concerning this issue.
Note 6 : Accountability Score not provided by WDE.
Note 7: If scores or percentages are blank, then either students were not tested with PAWS/ACT or there were less than five students tested.
Note 8: To protect individual student confidentiality, results are not reported for 5 or fewer students and performance percentages are capped and indicated with>= or <=.
Notes for school:

Mission Statement
<i>None located</i>

# Campbell County School District #1

<b>Accountability Rating</b>  <span style="font-size: 2em; color: red;">?</span>  See Note 5
--

District Information			
<b>Basic info</b>	<b>Campbell County School District #1</b>	<b>301000</b>	
Number of Schools		21	
Total enrollment		8705	
Total State and Local Funding (2011-12)		\$143,280,607	
Per Student Funding		\$16,460	
Per Student Net Unrestricted Assets		\$2,252	
Certified Instructors		Note 1	
Overall Student/Teacher ratio		Note 1	
% of students with one or more college courses		Note 2	
2012-13 AYP Status: Not In District Improvement			
<b>Student Groups</b>	<u>2011</u>	<u>2012</u>	<u>2013</u>
Students with Disabilities		Note 3	
Economically Disadvantaged		Note 3	
English Learners		Note 3	
<b>Superintendent</b>			
Richard Strahorn			
682-5171			
rstrahorn@ccsd.k12.wy.us			
<b>Mailing Address</b>			
P.O. Box 3033			
Gillette, Wyoming 82717			

Achievement	3-8 (PAWS) Note 6			ACT 11th grade scores Note 6		
	Proficient and Advanced	State Proficient and Advanced (including District)	State Proficient and Advanced (excluding District)	District 11th Grade ACT	State 11th Grade ACT (including District)	State 11th Grade ACT (excluding District)
Reading	73.5%	74.6%	74.7%	19.7	20.1	20.1
Math	76.1%	79.0%	79.3%	19.6	19.7	19.7
Science	48.3%	50.8%	51.1%	19.2	19.8	19.9
Writing	Note 4	Note 4	Note 4	Note 4	Note 4	Note 4
English				18.3	18.8	18.9
Composite				19.3	19.7	19.8
<b>Growth</b>						
Reading	Note 5					
Math	Note 5					
Science	Note 5					
Writing	Note 5					

Notes
Note 1: Information not provided by Wyoming Department of Education (WDE).
Note 2: Information not available from WDE
Note 3: Information not provided by WDE.
Note 4: Writing scores for SAWS and ACT not released by WDE.
Note 5: Growth and Accountability data not provided by WDE.
Note 6: To protect individual student confidentiality, results are not reported for 5 or fewer students and performance percentages are capped and indicated with >= or <=.



2013 School Status Snapshot

4-J Elementary School

Campbell #1

<b>Accountability Rating</b>  <span style="font-size: 2em; color: red;">?</span>  See Note 7
--

School Information			
<b>Basic info</b>	<b>4-J Elementary School</b>		
School ID		301002	
School Type		K-6	
Enrollment		38	
2012 Graduation Rate		0.0%	
Year Built		1962	
Certified Instructors		Note 1	
Overall Student/Teacher ratio		Note 1	
% of students with one or more college courses		Note 2	
2012-13 AYP Status: Not In School Improvement			
<b>Student Groups</b>	<u>2011</u>	<u>2012</u>	<u>2013</u>
Students with Disabilities		Note 3	
Economically Disadvantaged		Note 3	
English Learners		Note 3	
<b>Principal</b>			
Coi Morehead cmorehead@ccsd.k12.wy.us			
682-3076			
<b>Mailing Address</b>			
P.O. Box 3033 Gillette Wyoming, 82717			
Website <a href="#">4-J Elementary School</a>			

Achievement			
	3-8 (PAWS) Note 8		11th Grade ACT Note 8
	Below Proficient	Proficient and Advanced	
Reading	11%	<b>89%</b>	
Math	<= 10%	<b>&gt;= 90%</b>	
Science			
Writing	Note 4	Note 4	Note 4
English			
Composite			
Growth			
Reading	Note 1		
Math	Note 1		
Science	Note 1		
Writing	Note 1		

Notes
Note 1 : Data not provided by Wyoming Department of Education (WDE).
Note 2 : Data not available from WDE.
Note 3 : Data not available from WDE.
Note 4 : Writing Scores for SAWS and ACT writing not available.
Note 5: MEMORANDUM NO. 2013-107 from the WDE indicated that cut scores were adjusted because of a "fluctuation in proficiency rates that cannot credibly be attributed to real changes in student performance". See detailed notes concerning this issue.
Note 6 : Accountability Score not provided by WDE.
Note 7: If scores or percentages are blank, then either students were not tested with PAWS/ACT or there were less than five students tested.
Note 8: To protect individual student confidentiality, results are not reported for 5 or fewer students and performance percentages are capped and indicated with>= or <=.
Notes for school:

Mission Statement
None located

2013 School Status Snapshot

Cottonwood Elementary

Campbell #1

<b>Accountability Rating</b>  <span style="font-size: 2em; color: red;">?</span>  See Note 7
--

School Information			
<b>Basic info</b>	<b>Cottonwood Elementary</b>		
School ID		301006	
School Type		K-6	
Enrollment		293	
2012 Graduation Rate			
Year Built		1979	
Certified Instructors		Note 1	
Overall Student/Teacher ratio		Note 1	
% of students with one or more college courses		Note 2	
2012-13 AYP Status: Not In School Improvement, Warning Year			
<b>Student Groups</b>	<u>2011</u>	<u>2012</u>	<u>2013</u>
Students with Disabilities		Note 3	
Economically Disadvantaged		Note 3	
English Learners		Note 3	
<b>Principal</b>			
Derek Barnhurst dbarnhurst@ccsd.k12.wy.us			
464-0584			
<b>Mailing Address</b>			
P.O. Box 330 Wright Wyoming, 82732			
Website <a href="#">Cottonwood Elementary</a>			

	3-8 (PAWS) Note 8		11th Grade ACT Note 8	
	Below Proficient	Proficient and Advanced		
Reading	34%	66%		
Math	29%	71%		
Science	44%	56%		
Writing	Note 4	Note 4	Note 4	
English				
Composite				
<b>Growth</b>				
Reading	Note 1			
Math	Note 1			
Science	Note 1			
Writing	Note 1			

Notes
Note 1 : Data not provided by Wyoming Department of Education (WDE).
Note 2 : Data not available from WDE.
Note 3 : Data not available from WDE.
Note 4 : Writing Scores for SAWS and ACT writing not available.
Note 5: MEMORANDUM NO. 2013-107 from the WDE indicated that cut scores were adjusted because of a "fluctuation in proficiency rates that cannot credibly be attributed to real changes in student performance". See detailed notes concerning this issue.
Note 6 : Accountability Score not provided by WDE.
Note 7: If scores or percentages are blank, then either students were not tested with PAWS/ACT or there were less than five students tested.
Note 8: To protect individual student confidentiality, results are not reported for 5 or fewer students and performance percentages are capped and indicated with>= or <=.
Notes for school:

**Mission Statement**

*Cottonwood Elementary School seeks to create a challenging learning environment that encourages high expectations for success through differentiated instruction, which allows for different learning styles.*

**2013 School Status Snapshot**

**Hillcrest Elementary**

**Campbell #1**

<b>Accountability Rating</b>  <span style="font-size: 2em; color: red;">?</span>  See Note 7
--

School Information			
<b>Basic info</b>	<b>Hillcrest Elementary</b>		
School ID			301009
School Type			K-6
Enrollment			421
2012 Graduation Rate			
Year Built			2009
Certified Instructors			Note 1
Overall Student/Teacher ratio			Note 1
% of students with one or more college courses			Note 2
2012-13 AYP Status: School Improvement, Year 1 (Holding)			
<b>Student Groups</b>	<u>2011</u>	<u>2012</u>	<u>2013</u>
Students with Disabilities		Note 3	
Economically Disadvantaged		Note 3	
English Learners		Note 3	
<b>Principal</b>			
Bradley Winter bwinter@ccsd.k12.wy.us			
682-7291			
<b>Mailing Address</b>			
P.O. Box 3033 Gillette Wyoming, 82717			
Website <a href="#">Hillcrest Elementary</a>			

	3-8 (PAWS) Note 8		11th Grade ACT Note 8	
	Below Proficient	Proficient and Advanced		
Reading	29%	71%		
Math	24%	76%		
Science	40%	60%		
Writing	Note 4	Note 4	Note 4	
English				
Composite				
<b>Growth</b>				
Reading	Note 1			
Math	Note 1			
Science	Note 1			
Writing	Note 1			

Notes
Note 1 : Data not provided by Wyoming Department of Education (WDE).
Note 2 : Data not available from WDE.
Note 3 : Data not available from WDE.
Note 4 : Writing Scores for SAWS and ACT writing not available.
Note 5: MEMORANDUM NO. 2013-107 from the WDE indicated that cut scores were adjusted because of a "fluctuation in proficiency rates that cannot credibly be attributed to real changes in student performance". See detailed notes concerning this issue.
Note 6 : Accountability Score not provided by WDE.
Note 7: If scores or percentages are blank, then either students were not tested with PAWS/ACT or there were less than five students tested.
Note 8: To protect individual student confidentiality, results are not reported for 5 or fewer students and performance percentages are capped and indicated with>= or <=.
Notes for school:

Mission Statement
<i>Hillcrest Elementary School is a collaborative community where we create a safe, caring, respectful environment and commit to high levels of learning for all students.</i>

2013 School Status Snapshot

Little Powder Elementary

Campbell #1

<b>Accountability Rating</b>  <span style="font-size: 2em; color: red;">?</span>  See Note 7
--

School Information			
<b>Basic info</b>	<b>Little Powder Elementary</b>		
School ID			301010
School Type			K-8
Enrollment			25
2012 Graduation Rate			
Year Built			1976
Certified Instructors			Note 1
Overall Student/Teacher ratio			Note 1
% of students with one or more college courses			Note 2
2012-13 AYP Status: Not In School Improvement			
<b>Student Groups</b>	<u>2011</u>	<u>2012</u>	<u>2013</u>
Students with Disabilities		Note 3	
Economically Disadvantaged		Note 3	
English Learners		Note 3	
<b>Principal</b>			
Laurie Davis ldavis@ccsd.k12.wy.us			
682-2725			
<b>Mailing Address</b>			
P.O. Box 100 Weston Wyoming, 82731			
Website <a href="#">Little Powder Elementary</a>			

	3-8 (PAWS) Note 8		11th Grade ACT Note 8
	Below Proficient	Proficient and Advanced	
Reading	29%	71%	
Math	14%	86%	
Science			
Writing	Note 4	Note 4	Note 4
English			
Composite			
<b>Growth</b>			
Reading	Note 1		
Math	Note 1		
Science	Note 1		
Writing	Note 1		

Notes
Note 1 : Data not provided by Wyoming Department of Education (WDE).
Note 2 : Data not available from WDE.
Note 3 : Data not available from WDE.
Note 4 : Writing Scores for SAWS and ACT writing not available.
Note 5: MEMORANDUM NO. 2013-107 from the WDE indicated that cut scores were adjusted because of a "fluctuation in proficiency rates that cannot credibly be attributed to real changes in student performance". See detailed notes concerning this issue.
Note 6 : Accountability Score not provided by WDE.
Note 7: If scores or percentages are blank, then either students were not tested with PAWS/ACT or there were less than five students tested.
Note 8: To protect individual student confidentiality, results are not reported for 5 or fewer students and performance percentages are capped and indicated with>= or <=.
Notes for school:

Mission Statement
<i>Inspire the individual; Encouraging uniqueness while challenging and establishing lifelong learning.</i>

2013 School Status Snapshot

Meadowlark Elementary

Campbell #1

<b>Accountability Rating</b>  <span style="font-size: 2em; color: red;">?</span>  See Note 7
--

School Information			
<b>Basic info</b>	<b>Meadowlark Elementary</b>		
School ID		301011	
School Type		K-6	
Enrollment		311	
2012 Graduation Rate			
Year Built		1975	
Certified Instructors		Note 1	
Overall Student/Teacher ratio		Note 1	
% of students with one or more college courses		Note 2	
2012-13 AYP Status: School Improvement, Year 1 (Holding)			
<b>Student Groups</b>	<u>2011</u>	<u>2012</u>	<u>2013</u>
Students with Disabilities		Note 3	
Economically Disadvantaged		Note 3	
English Learners		Note 3	
<b>Principal</b>			
Barry Jankord bjankord@ccsd.k12.wy.us			
682-4740			
<b>Mailing Address</b>			
P.O. Box 3033 Gillette Wyoming, 82717			
Website <a href="#">Meadowlark Elementary</a>			

Achievement	3-8 (PAWS) Note 8		11th Grade ACT Note 8
	Below Proficient	Proficient and Advanced	
Reading	27%	73%	
Math	18%	82%	
Science	45%	55%	
Writing	Note 4	Note 4	Note 4
English			
Composite			
<b>Growth</b>			
Reading	Note 1		
Math	Note 1		
Science	Note 1		
Writing	Note 1		

Notes
Note 1 : Data not provided by Wyoming Department of Education (WDE).
Note 2 : Data not available from WDE.
Note 3 : Data not available from WDE.
Note 4 : Writing Scores for SAWS and ACT writing not available.
Note 5: MEMORANDUM NO. 2013-107 from the WDE indicated that cut scores were adjusted because of a "fluctuation in proficiency rates that cannot credibly be attributed to real changes in student performance". See detailed notes concerning this issue.
Note 6 : Accountability Score not provided by WDE.
Note 7: If scores or percentages are blank, then either students were not tested with PAWS/ACT or there were less than five students tested.
Note 8: To protect individual student confidentiality, results are not reported for 5 or fewer students and performance percentages are capped and indicated with>= or <=.
Notes for school:

Mission Statement
<i>Meadowlark is a neighborhood school, where the success of our students, staff, and parents is achieved through teamwork that embraces diversity.</i>

2013 School Status Snapshot

Lakeview Elementary

Campbell #1

<b>Accountability Rating</b>  <span style="font-size: 2em; color: red;">?</span>  See Note 7
--

School Information			
<b>Basic info</b>	<b>Lakeview Elementary</b>		
School ID			301012
School Type			K-6
Enrollment			370
2012 Graduation Rate			
Year Built			1968
Certified Instructors			Note 1
Overall Student/Teacher ratio			Note 1
% of students with one or more college courses			Note 2
2012-13 AYP Status: Not in School Improvement			
<b>Student Groups</b>	<u>2011</u>	<u>2012</u>	<u>2013</u>
Students with Disabilities		Note 3	
Economically Disadvantaged		Note 3	
English Learners		Note 3	
<b>Principal</b>			
Douglas Van Alfen dvanalfen@ccsd.k12.wy.us			
682-7293			
<b>Mailing Address</b>			
P.O. Box 3033 Gillette Wyoming, 82717			
Website <a href="#">Lakeview Elementary</a>			

	3-8 (PAWS) Note 8		11th Grade ACT Note 8
	Below Proficient	Proficient and Advanced	
Reading	36%	64%	
Math	28%	72%	
Science	51%	49%	
Writing	Note 4	Note 4	Note 4
English			
Composite			
<b>Growth</b>			
Reading	Note 1		
Math	Note 1		
Science	Note 1		
Writing	Note 1		

Notes
Note 1 : Data not provided by Wyoming Department of Education (WDE).
Note 2 : Data not available from WDE.
Note 3 : Data not available from WDE.
Note 4 : Writing Scores for SAWS and ACT writing not available.
Note 5: MEMORANDUM NO. 2013-107 from the WDE indicated that cut scores were adjusted because of a "fluctuation in proficiency rates that cannot credibly be attributed to real changes in student performance". See detailed notes concerning this issue.
Note 6 : Accountability Score not provided by WDE.
Note 7: If scores or percentages are blank, then either students were not tested with PAWS/ACT or there were less than five students tested.
Note 8: To protect individual student confidentiality, results are not reported for 5 or fewer students and performance percentages are capped and indicated with>= or <=.
Notes for school:

Mission Statement
<i>To Prepare Our Students for Tomorrow's Opportunities.</i>

**2013 School Status Snapshot**

**Rawhide Elementary**

**Campbell #1**

<b>Accountability Rating</b>  <span style="font-size: 2em; color: red;">?</span>  See Note 7
--

School Information			
<b>Basic info</b>	<b>Rawhide Elementary</b>		
School ID		301013	
School Type		K-6	
Enrollment		265	
2012 Graduation Rate			
Year Built		1980	
Certified Instructors		Note 1	
Overall Student/Teacher ratio		Note 1	
% of students with one or more college courses		Note 2	
2012-13 AYP Status: Not in School Improvement, Warning Year			
<b>Student Groups</b>	<u>2011</u>	<u>2012</u>	<u>2013</u>
Students with Disabilities		Note 3	
Economically Disadvantaged		Note 3	
English Learners		Note 3	
<b>Principal</b>			
Stephanie Zickefoose szickefoose@ccsd.k12.wy.us			
682-0774			
<b>Mailing Address</b>			
P.O. Box 3033 Gillette Wyoming, 82717			
Website <a href="#">Rawhide Elementary</a>			

Achievement	3-8 (PAWS) Note 8		11th Grade ACT Note 8
	Below Proficient	Proficient and Advanced	
Reading	45%	55%	
Math	37%	63%	
Science	43%	57%	
Writing	Note 4	Note 4	Note 4
English			
Composite			
<b>Growth</b>			
Reading	Note 1		
Math	Note 1		
Science	Note 1		
Writing	Note 1		

Notes
Note 1 : Data not provided by Wyoming Department of Education (WDE).
Note 2 : Data not available from WDE.
Note 3 : Data not available from WDE.
Note 4 : Writing Scores for SAWS and ACT writing not available.
Note 5: MEMORANDUM NO. 2013-107 from the WDE indicated that cut scores were adjusted because of a "fluctuation in proficiency rates that cannot credibly be attributed to real changes in student performance". See detailed notes concerning this issue.
Note 6 : Accountability Score not provided by WDE.
Note 7: If scores or percentages are blank, then either students were not tested with PAWS/ACT or there were less than five students tested.
Note 8: To protect individual student confidentiality, results are not reported for 5 or fewer students and performance percentages are capped and indicated with>= or <=.
Notes for school:

Mission Statement
<i>To Prepare Our Students for Tomorrow's Opportunities.</i>

2013 School Status Snapshot

Recluse School

Campbell #1

<b>Accountability Rating</b>  <span style="font-size: 2em; color: red;">?</span>  See Note 7
--

School Information			
<b>Basic info</b>	<b>Recluse School</b>		
School ID			301014
School Type			K-8
Enrollment			27
2012 Graduation Rate			
Year Built			2007
Certified Instructors			Note 1
Overall Student/Teacher ratio			Note 1
% of students with one or more college courses			Note 2
2012-13 AYP Status: Not In School Improvement			
<b>Student Groups</b>	<u>2011</u>	<u>2012</u>	<u>2013</u>
Students with Disabilities		Note 3	
Economically Disadvantaged		Note 3	
English Learners		Note 3	
<b>Principal</b>			
Coi Morehead cmorehead@ccsd.k12.wy.us			
682-3076			
<b>Mailing Address</b>			
P.O. Box 3033 Gillette Wyoming, 82717			
Website <a href="#">Recluse School</a>			

	3-8 (PAWS) Note 8		11th Grade ACT Note 8	
	Below Proficient	Proficient and Advanced		
Reading	15%	85%		
Math	15%	85%		
Science				
Writing	Note 4	Note 4	Note 4	
English				
Composite				
<b>Growth</b>				
Reading	Note 1			
Math	Note 1			
Science	Note 1			
Writing	Note 1			

Notes
Note 1 : Data not provided by Wyoming Department of Education (WDE).
Note 2 : Data not available from WDE.
Note 3 : Data not available from WDE.
Note 4 : Writing Scores for SAWS and ACT writing not available.
Note 5: MEMORANDUM NO. 2013-107 from the WDE indicated that cut scores were adjusted because of a "fluctuation in proficiency rates that cannot credibly be attributed to real changes in student performance". See detailed notes concerning this issue.
Note 6 : Accountability Score not provided by WDE.
Note 7: If scores or percentages are blank, then either students were not tested with PAWS/ACT or there were less than five students tested.
Note 8: To protect individual student confidentiality, results are not reported for 5 or fewer students and performance percentages are capped and indicated with>= or <=.
Notes for school:

Mission Statement
<i>Build PRIDE Inside - Promoting Responsible Individuals Dedicated to Excellence.</i>



2013 School Status Snapshot

Rozet Elementary

Campbell #1

<b>Accountability Rating</b>  <span style="font-size: 2em; color: red;">?</span>  See Note 7
--

School Information			
<b>Basic info</b>	<b>Rozet Elementary</b>		
School ID			301015
School Type			K-6
Enrollment			347
2012 Graduation Rate			
Year Built			1973
Certified Instructors			Note 1
Overall Student/Teacher ratio			Note 1
% of students with one or more college courses			Note 2
2012-13 AYP Status: Not In School Improvement, Warning Year			
<b>Student Groups</b>	<u>2011</u>	<u>2012</u>	<u>2013</u>
Students with Disabilities		Note 3	
Economically Disadvantaged		Note 3	
English Learners		Note 3	
<b>Principal</b>			
Nate Cassidy ncassidy@ccsd.k12.wy.us			
682-3133			
<b>Mailing Address</b>			
P.O. Box 200 Rozet Wyoming, 82727			
Website <a href="#">Rozet Elementary</a>			

	3-8 (PAWS) Note 8		11th Grade ACT Note 8	
	Below Proficient	Proficient and Advanced		
Reading	21%	79%		
Math	18%	82%		
Science	29%	71%		
Writing	Note 4	Note 4	Note 4	
English				
Composite				
<b>Growth</b>				
Reading	Note 1			
Math	Note 1			
Science	Note 1			
Writing	Note 1			

Notes
Note 1 : Data not provided by Wyoming Department of Education (WDE).
Note 2 : Data not available from WDE.
Note 3 : Data not available from WDE.
Note 4 : Writing Scores for SAWS and ACT writing not available.
Note 5: MEMORANDUM NO. 2013-107 from the WDE indicated that cut scores were adjusted because of a "fluctuation in proficiency rates that cannot credibly be attributed to real changes in student performance". See detailed notes concerning this issue.
Note 6 : Accountability Score not provided by WDE.
Note 7: If scores or percentages are blank, then either students were not tested with PAWS/ACT or there were less than five students tested.
Note 8: To protect individual student confidentiality, results are not reported for 5 or fewer students and performance percentages are capped and indicated with>= or <=.
Notes for school:

**Mission Statement**

*Rozet Elementary School will provide a safe, warm, nurturing environment where children, staff, and parents work together to achieve success when confronted with the challenges of both today and tomorrow.*

2013 School Status Snapshot

Prairie Wind Elementary

Campbell #1

<b>Accountability Rating</b>  <span style="font-size: 2em; color: red;">?</span>  See Note 7
--

School Information			
<b>Basic info</b>	<b>Prairie Wind Elementary</b>		
School ID			301017
School Type			K-6
Enrollment			450
2012 Graduation Rate			
Year Built			2010
Certified Instructors			Note 1
Overall Student/Teacher ratio			Note 1
% of students with one or more college courses			Note 2
2012-13 AYP Status: School Improvement, Year 1			
<b>Student Groups</b>	<u>2011</u>	<u>2012</u>	<u>2013</u>
Students with Disabilities		Note 3	
Economically Disadvantaged		Note 3	
English Learners		Note 3	
<b>Principal</b>			
Kathleen Quinn kquinn@ccsd.k12.wy.us			
682-7289			
<b>Mailing Address</b>			
P.O. Box 3033 Gillette Wyoming, 82717			
Website <a href="#">Prairie Wind Elementary</a>			

	3-8 (PAWS) Note 8		11th Grade ACT Note 8	
	Below Proficient	Proficient and Advanced		
Reading	27%	73%		
Math	23%	77%		
Science	45%	55%		
Writing	Note 4	Note 4	Note 4	
English				
Composite				
<b>Growth</b>				
Reading	Note 1			
Math	Note 1			
Science	Note 1			
Writing	Note 1			

Notes
Note 1 : Data not provided by Wyoming Department of Education (WDE).
Note 2 : Data not available from WDE.
Note 3 : Data not available from WDE.
Note 4 : Writing Scores for SAWS and ACT writing not available.
Note 5: MEMORANDUM NO. 2013-107 from the WDE indicated that cut scores were adjusted because of a "fluctuation in proficiency rates that cannot credibly be attributed to real changes in student performance". See detailed notes concerning this issue.
Note 6 : Accountability Score not provided by WDE.
Note 7: If scores or percentages are blank, then either students were not tested with PAWS/ACT or there were less than five students tested.
Note 8: To protect individual student confidentiality, results are not reported for 5 or fewer students and performance percentages are capped and indicated with>= or <=.
Notes for school:

Mission Statement
<i>Prepare our students to be life-long problem solvers and critical thinkers.</i>

2013 School Status Snapshot

Wagonwheel Elementary

Campbell #1

<b>Accountability Rating</b>  <span style="font-size: 2em; color: red;">?</span>  See Note 7
--

School Information			
<b>Basic info</b>	<b>Wagonwheel Elementary</b>		
School ID		301019	
School Type		K-6	
Enrollment		408	
2012 Graduation Rate			
Year Built		1976	
Certified Instructors		Note 1	
Overall Student/Teacher ratio		Note 1	
% of students with one or more college courses		Note 2	
2012-13 AYP Status: Not In School Improvement, Warning Year			
<b>Student Groups</b>	<u>2011</u>	<u>2012</u>	<u>2013</u>
Students with Disabilities		Note 3	
Economically Disadvantaged		Note 3	
English Learners		Note 3	
<b>Principal</b>			
Eric Stremcha estremcha@ccsd.k12.wy.us			
686-1060			
<b>Mailing Address</b>			
P.O. Box 3033 Gillette Wyoming, 82717			
Website <a href="#">Wagonwheel Elementary</a>			

	3-8 (PAWS) Note 8		11th Grade ACT Note 8	
	Below Proficient	Proficient and Advanced		
Reading	26%	74%		
Math	16%	84%		
Science	39%	61%		
Writing	Note 4	Note 4	Note 4	
English				
Composite				
<b>Growth</b>				
Reading	Note 1			
Math	Note 1			
Science	Note 1			
Writing	Note 1			

Notes
Note 1 : Data not provided by Wyoming Department of Education (WDE).
Note 2 : Data not available from WDE.
Note 3 : Data not available from WDE.
Note 4 : Writing Scores for SAWS and ACT writing not available.
Note 5: MEMORANDUM NO. 2013-107 from the WDE indicated that cut scores were adjusted because of a "fluctuation in proficiency rates that cannot credibly be attributed to real changes in student performance". See detailed notes concerning this issue.
Note 6 : Accountability Score not provided by WDE.
Note 7: If scores or percentages are blank, then either students were not tested with PAWS/ACT or there were less than five students tested.
Note 8: To protect individual student confidentiality, results are not reported for 5 or fewer students and performance percentages are capped and indicated with>= or <=.
Notes for school:

Mission Statement
<i>Educating the Whole Child: Wagonwheel, where individuals learn, develop, create, and think strategically.</i>

2013 School Status Snapshot

Paintbrush Elementary

Campbell #1

<b>Accountability Rating</b>  <span style="font-size: 2em; color: red;">?</span>  See Note 7
--

School Information			
<b>Basic info</b>	<b>Paintbrush Elementary</b>		
School ID		301021	
School Type		K-6	
Enrollment		457	
2012 Graduation Rate			
Year Built		1980	
Certified Instructors		Note 1	
Overall Student/Teacher ratio		Note 1	
% of students with one or more college courses		Note 2	
2012-13 AYP Status: Not In School Improvement, Warning Year			
<b>Student Groups</b>	<u>2011</u>	<u>2012</u>	<u>2013</u>
Students with Disabilities		Note 3	
Economically Disadvantaged		Note 3	
English Learners		Note 3	
<b>Principal</b>			
Brian Knox bknox@ccsd.k12.wy.us			
686-1778			
<b>Mailing Address</b>			
P.O. Box 3033 Gillette Wyoming, 82717			
Website <a href="#">Paintbrush Elementary</a>			

	3-8 (PAWS) Note 8		11th Grade ACT Note 8	
	Below Proficient	Proficient and Advanced		
Reading	20%	80%		
Math	12%	88%		
Science	47%	53%		
Writing	Note 4	Note 4	Note 4	
English				
Composite				
<b>Growth</b>				
Reading	Note 1			
Math	Note 1			
Science	Note 1			
Writing	Note 1			

Notes
Note 1 : Data not provided by Wyoming Department of Education (WDE).
Note 2 : Data not available from WDE.
Note 3 : Data not available from WDE.
Note 4 : Writing Scores for SAWS and ACT writing not available.
Note 5: MEMORANDUM NO. 2013-107 from the WDE indicated that cut scores were adjusted because of a "fluctuation in proficiency rates that cannot credibly be attributed to real changes in student performance". See detailed notes concerning this issue.
Note 6 : Accountability Score not provided by WDE.
Note 7: If scores or percentages are blank, then either students were not tested with PAWS/ACT or there were less than five students tested.
Note 8: To protect individual student confidentiality, results are not reported for 5 or fewer students and performance percentages are capped and indicated with>= or <=.
Notes for school:

Mission Statement
<i>Preparing today's students for tomorrow's challenges through quality learning experiences.</i>

2013 School Status Snapshot

Conestoga Elementary

Campbell #1

<b>Accountability Rating</b>  <span style="font-size: 2em; color: red;">?</span>  See Note 7
--

School Information			
<b>Basic info</b>	<b>Conestoga Elementary</b>		
School ID		301022	
School Type		K-6	
Enrollment		418	
2012 Graduation Rate			
Year Built		1982	
Certified Instructors		Note 1	
Overall Student/Teacher ratio		Note 1	
% of students with one or more college courses		Note 2	
2012-13 AYP Status: Not In School Improvement, Warning Year			
<b>Student Groups</b>	<u>2011</u>	<u>2012</u>	<u>2013</u>
Students with Disabilities		Note 3	
Economically Disadvantaged		Note 3	
English Learners		Note 3	
<b>Principal</b>			
Steve Anderson standerson@ccsd.k12.wy.us			
686-2373			
<b>Mailing Address</b>			
P.O. Box 3033 Gillette Wyoming, 82717			
Website <a href="#">Conestoga Elementary</a>			

	3-8 (PAWS) Note 8		11th Grade ACT Note 8	
	Below Proficient	Proficient and Advanced		
Reading	22%	78%		
Math	16%	84%		
Science	34%	66%		
Writing	Note 4	Note 4	Note 4	
English				
Composite				
<b>Growth</b>				
Reading	Note 1			
Math	Note 1			
Science	Note 1			
Writing	Note 1			

Notes
Note 1 : Data not provided by Wyoming Department of Education (WDE).
Note 2 : Data not available from WDE.
Note 3 : Data not available from WDE.
Note 4 : Writing Scores for SAWS and ACT writing not available.
Note 5: MEMORANDUM NO. 2013-107 from the WDE indicated that cut scores were adjusted because of a "fluctuation in proficiency rates that cannot credibly be attributed to real changes in student performance". See detailed notes concerning this issue.
Note 6 : Accountability Score not provided by WDE.
Note 7: If scores or percentages are blank, then either students were not tested with PAWS/ACT or there were less than five students tested.
Note 8: To protect individual student confidentiality, results are not reported for 5 or fewer students and performance percentages are capped and indicated with>= or <=.
Notes for school:

**Mission Statement**

*Conestoga students, parents, staff and community of Campbell County will create meaningful learning opportunities that promote a safe, positive learning environment, the necessary education foundation to become resourceful, responsible, ethical and productive citizens, and the skills needed for life-long learning with high achievement in a global society.*

2013 School Status Snapshot

Sunflower Elementary

Campbell #1

<b>Accountability Rating</b>  <span style="font-size: 2em; color: red;">?</span>  See Note 7
--

School Information			
<b>Basic info</b>	<b>Sunflower Elementary</b>		
School ID			301023
School Type			K-6
Enrollment			393
2012 Graduation Rate			
Year Built			1983
Certified Instructors			Note 1
Overall Student/Teacher ratio			Note 1
% of students with one or more college courses			Note 2
2012-13 AYP Status: Not In School Improvement			
<b>Student Groups</b>	<u>2011</u>	<u>2012</u>	<u>2013</u>
Students with Disabilities		Note 3	
Economically Disadvantaged		Note 3	
English Learners		Note 3	
<b>Principal</b>			
Troy Claycomb tclaycomb@ccsd.k12.wy.us			
686-0631			
<b>Mailing Address</b>			
P.O. Box 3033 Gillette Wyoming, 82717			
Website <a href="#">Sunflower Elementary</a>			

Achievement		3-8 (PAWS) Note 8		11th Grade ACT Note 8
		Below Proficient	Proficient and Advanced	
Reading		24%	<b>76%</b>	
Math		19%	<b>81%</b>	
Science		45%	<b>55%</b>	
Writing	Note 4		Note 4	Note 4
English				
Composite				
<b>Growth</b>				
Reading	Note 1			
Math	Note 1			
Science	Note 1			
Writing	Note 1			

Notes
Note 1 : Data not provided by Wyoming Department of Education (WDE).
Note 2 : Data not available from WDE.
Note 3 : Data not available from WDE.
Note 4 : Writing Scores for SAWS and ACT writing not available.
Note 5: MEMORANDUM NO. 2013-107 from the WDE indicated that cut scores were adjusted because of a "fluctuation in proficiency rates that cannot credibly be attributed to real changes in student performance". See detailed notes concerning this issue.
Note 6 : Accountability Score not provided by WDE.
Note 7: If scores or percentages are blank, then either students were not tested with PAWS/ACT or there were less than five students tested.
Note 8: To protect individual student confidentiality, results are not reported for 5 or fewer students and performance percentages are capped and indicated with>= or <=.
Notes for school:

Mission Statement
<i>The Mission of Sunflower Elementary School is to create a supportive environment where all students become caring, confident and competent.</i>

2013 School Status Snapshot

Pronghorn Elementary

Campbell #1

<b>Accountability Rating</b>  <span style="font-size: 2em; color: red;">?</span>  See Note 7
--

School Information			
<b>Basic info</b>	<b>Pronghorn Elementary</b>		
School ID			301024
School Type			K-6
Enrollment			441
2012 Graduation Rate			
Year Built			1993
Certified Instructors			Note 1
Overall Student/Teacher ratio			Note 1
% of students with one or more college courses			Note 2
2012-13 AYP Status: Not In School Improvement			
<b>Student Groups</b>	<u>2011</u>	<u>2012</u>	<u>2013</u>
Students with Disabilities		Note 3	
Economically Disadvantaged		Note 3	
English Learners		Note 3	
<b>Principal</b>			
Clay Cates ccates@ccsd.k12.wy.us			
682-1676			
<b>Mailing Address</b>			
P.O. Box 3033 Gillette Wyoming, 82717			
Website <a href="#">Pronghorn Elementary</a>			

	3-8 (PAWS) Note 8		11th Grade ACT Note 8	
	Below Proficient	Proficient and Advanced		
Reading	19%	<b>81%</b>		
Math	13%	<b>87%</b>		
Science	41%	<b>59%</b>		
Writing	Note 4	Note 4	Note 4	
English				
Composite				
<b>Growth</b>				
Reading	Note 1			
Math	Note 1			
Science	Note 1			
Writing	Note 1			

Notes
Note 1 : Data not provided by Wyoming Department of Education (WDE).
Note 2 : Data not available from WDE.
Note 3 : Data not available from WDE.
Note 4 : Writing Scores for SAWS and ACT writing not available.
Note 5: MEMORANDUM NO. 2013-107 from the WDE indicated that cut scores were adjusted because of a "fluctuation in proficiency rates that cannot credibly be attributed to real changes in student performance". See detailed notes concerning this issue.
Note 6 : Accountability Score not provided by WDE.
Note 7: If scores or percentages are blank, then either students were not tested with PAWS/ACT or there were less than five students tested.
Note 8: To protect individual student confidentiality, results are not reported for 5 or fewer students and performance percentages are capped and indicated with>= or <=.
Notes for school:

Mission Statement
<i>Our mission is to work cooperatively as professionals with families and the community to ensure that all students learn and become productive members of society. We believe in: Politeness, Respect &amp; Responsibility, Outcome-based Learning, Needs of Individuals, Goal-oriented learning, High expectations of students &amp; staff, Ongoing change, Research-based practices, Nurturing of all.</i>

**2013 School Status Snapshot**

**Buffalo Ridge Elementary**

**Campbell #1**

<b>Accountability Rating</b>  <span style="font-size: 2em; color: red;">?</span>  See Note 7
--

School Information			
<b>Basic info</b>	<b>Buffalo Ridge Elementary</b>		
School ID		301025	
School Type		K-6	
Enrollment		372	
2012 Graduation Rate			
Year Built		2012	
Certified Instructors		Note 1	
Overall Student/Teacher ratio		Note 1	
% of students with one or more college courses		Note 2	
2012-13 AYP Status: Not In School Improvement			
<b>Student Groups</b>	<u>2011</u>	<u>2012</u>	<u>2013</u>
Students with Disabilities		Note 3	
Economically Disadvantaged		Note 3	
English Learners		Note 3	
<b>Principal</b>			
Kevin Sinclair ksinclair@ccsd.k12.wy.us			
686-3058			
<b>Mailing Address</b>			
PO Box 3033 Gillette Wyoming, 82717			
Website <a href="#">Buffalo Ridge Elementary</a>			

	3-8 (PAWS) Note 8		11th Grade ACT Note 8	
	Below Proficient	Proficient and Advanced		
Reading	28%	<b>72%</b>		
Math	16%	<b>84%</b>		
Science	40%	<b>60%</b>		
Writing	Note 4	Note 4	Note 4	
English				
Composite				
<b>Growth</b>				
Reading	Note 1			
Math	Note 1			
Science	Note 1			
Writing	Note 1			

Notes
Note 1 : Data not provided by Wyoming Department of Education (WDE).
Note 2 : Data not available from WDE.
Note 3 : Data not available from WDE.
Note 4 : Writing Scores for SAWS and ACT writing not available.
Note 5: MEMORANDUM NO. 2013-107 from the WDE indicated that cut scores were adjusted because of a "fluctuation in proficiency rates that cannot credibly be attributed to real changes in student performance". See detailed notes concerning this issue.
Note 6 : Accountability Score not provided by WDE.
Note 7: If scores or percentages are blank, then either students were not tested with PAWS/ACT or there were less than five students tested.
Note 8: To protect individual student confidentiality, results are not reported for 5 or fewer students and performance percentages are capped and indicated with >= or <=.
Notes for school: First Time Tested in Spring 2013

Mission Statement
<i>None located</i>



2013 School Status Snapshot

Twin Spruce Junior High School

Campbell #1

<b>Accountability Rating</b>  <span style="font-size: 2em; color: red;">?</span>  See Note 7
--

School Information			
<b>Basic info</b>	<b>Twin Spruce Junior High School</b>		
School ID	301050		
School Type	7-9		
Enrollment	895		
2012 Graduation Rate			
Year Built	1925		
Certified Instructors	Note 1		
Overall Student/Teacher ratio	Note 1		
% of students with one or more college courses	Note 2		
2012-13 AYP Status: School Improvement, Year 4			
<b>Student Groups</b>	<u>2011</u>	<u>2012</u>	<u>2013</u>
Students with Disabilities		Note 3	
Economically Disadvantaged		Note 3	
English Learners		Note 3	
<b>Principal</b>			
David Foreman dforeman@ccsd.k12.wy.us			
682-3144			
<b>Mailing Address</b>			
P.O. Box 3033 Gillette Wyoming, 82717			
Website <a href="#">Twin Spruce Junior High School</a>			

	3-8 (PAWS) Note 8		11th Grade ACT Note 8
	Below Proficient	Proficient and Advanced	
Reading	30%	70%	
Math	39%	61%	
Science	69%	31%	
Writing	Note 4	Note 4	Note 4
English			
Composite			
<b>Growth</b>			
Reading	Note 1		
Math	Note 1		
Science	Note 1		
Writing	Note 1		

Notes
Note 1 : Data not provided by Wyoming Department of Education (WDE).
Note 2 : Data not available from WDE.
Note 3 : Data not available from WDE.
Note 4 : Writing Scores for SAWS and ACT writing not available.
Note 5: MEMORANDUM NO. 2013-107 from the WDE indicated that cut scores were adjusted because of a "fluctuation in proficiency rates that cannot credibly be attributed to real changes in student performance". See detailed notes concerning this issue.
Note 6 : Accountability Score not provided by WDE.
Note 7: If scores or percentages are blank, then either students were not tested with PAWS/ACT or there were less than five students tested.
Note 8: To protect individual student confidentiality, results are not reported for 5 or fewer students and performance percentages are capped and indicated with>= or <=.
Notes for school:

Mission Statement
<i>Preparing Students for Tomorrow's Challenges.</i>

2013 School Status Snapshot

Sage Valley Junior High School

Campbell #1

<b>Accountability Rating</b>  <span style="font-size: 2em; color: red;">?</span>  See Note 7
--

School Information			
<b>Basic info</b>	<b>Sage Valley Junior High School</b>		
School ID	301051		
School Type	7-9		
Enrollment	985		
2012 Graduation Rate			
Year Built	1981		
Certified Instructors	Note 1		
Overall Student/Teacher ratio	Note 1		
% of students with one or more college courses	Note 2		
2012-13 AYP Status: School Improvement, Year 4			
<b>Student Groups</b>	<u>2011</u>	<u>2012</u>	<u>2013</u>
Students with Disabilities		Note 3	
Economically Disadvantaged		Note 3	
English Learners		Note 3	
<b>Principal</b>			
Terrence Quinn tquinn@ccsd.k12.wy.us			
682-2225			
<b>Mailing Address</b>			
P.O. Box 3033 Gillette Wyoming, 82717			
Website <a href="#">Sage Valley Junior High School</a>			

	3-8 (PAWS) Note 8		11th Grade ACT Note 8
	Below Proficient	Proficient and Advanced	
Reading	23%	77%	
Math	26%	74%	
Science	55%	45%	
Writing	Note 4	Note 4	Note 4
English			
Composite			
<b>Growth</b>			
Reading	Note 1		
Math	Note 1		
Science	Note 1		
Writing	Note 1		

Notes
Note 1 : Data not provided by Wyoming Department of Education (WDE).
Note 2 : Data not available from WDE.
Note 3 : Data not available from WDE.
Note 4 : Writing Scores for SAWS and ACT writing not available.
Note 5: MEMORANDUM NO. 2013-107 from the WDE indicated that cut scores were adjusted because of a "fluctuation in proficiency rates that cannot credibly be attributed to real changes in student performance". See detailed notes concerning this issue.
Note 6 : Accountability Score not provided by WDE.
Note 7: If scores or percentages are blank, then either students were not tested with PAWS/ACT or there were less than five students tested.
Note 8: To protect individual student confidentiality, results are not reported for 5 or fewer students and performance percentages are capped and indicated with>= or <=.
Notes for school:

Mission Statement
<i>Take Responsibility, Show Respect, Build Relationships.</i>

2013 School Status Snapshot

Campbell County High School

Campbell #1

<b>Accountability Rating</b>  <span style="font-size: 2em; color: red;">?</span>  See Note 7
--

School Information			
<b>Basic info</b>	<b>Campbell County High School</b>		
School ID		301055	
School Type		PK-12	
Enrollment		1460	
2012 Graduation Rate		85.4%	
Year Built		1972	
Certified Instructors		Note 1	
Overall Student/Teacher ratio		Note 1	
% of students with one or more college courses		Note 2	
2012-13 AYP Status: School Improvement, Year 3			
<b>Student Groups</b>	<u>2011</u>	<u>2012</u>	<u>2013</u>
Students with Disabilities		Note 3	
Economically Disadvantaged		Note 3	
English Learners		Note 3	
<b>Principal</b>			
Kirby Eisenhauer keisenhauer@ccsd.k12.wy.us			
682-7247			
<b>Mailing Address</b>			
P.O. Box 3033 Gillette Wyoming, 82717			
Website <a href="#">Campbell County High School</a>			

Achievement				
	3-8 (PAWS) Note 8		11th Grade ACT Note 8	
	Below Proficient	Proficient and Advanced		
Reading			<b>19.7</b>	
Math			<b>19.6</b>	
Science			<b>19.2</b>	
Writing	Note 4	Note 4	Note 4	
English			<b>18.4</b>	
Composite			<b>19.3</b>	
<b>Growth</b>				
Reading	Note 1			
Math	Note 1			
Science	Note 1			
Writing	Note 1			

Notes
Note 1 : Data not provided by Wyoming Department of Education (WDE).
Note 2 : Data not available from WDE.
Note 3 : Data not available from WDE.
Note 4 : Writing Scores for SAWS and ACT writing not available.
Note 5: MEMORANDUM NO. 2013-107 from the WDE indicated that cut scores were adjusted because of a "fluctuation in proficiency rates that cannot credibly be attributed to real changes in student performance". See detailed notes concerning this issue.
Note 6 : Accountability Score not provided by WDE.
Note 7: If scores or percentages are blank, then either students were not tested with PAWS/ACT or there were less than five students tested.
Note 8: To protect individual student confidentiality, results are not reported for 5 or fewer students and performance percentages are capped and indicated with>= or <=.
Notes for school:

Mission Statement
<i>Personal growth and Life long Learning.</i>

2013 School Status Snapshot

Wright Jr. & Sr. High School

Campbell #1

<b>Accountability Rating</b>  <span style="font-size: 2em; color: red;">?</span>  See Note 7
--

School Information			
<b>Basic info</b>	<b>Wright Jr. &amp; Sr. High School</b>		
School ID	301056		
School Type	7-12		
Enrollment	219		
2012 Graduation Rate	70.2%		
Year Built	1983		
Certified Instructors	Note 1		
Overall Student/Teacher ratio	Note 1		
% of students with one or more college courses	Note 2		
2012-13 AYP Status: Not In School Improvement			
<b>Student Groups</b>	<u>2011</u>	<u>2012</u>	<u>2013</u>
Students with Disabilities		Note 3	
Economically Disadvantaged		Note 3	
English Learners		Note 3	
<b>Principal</b>			
Hal Johnson hjohnson@ccsd.k12.wy.us			
464-0140			
<b>Mailing Address</b>			
P.O. Box 490 Wright Wyoming, 82732			
Website <a href="#">Wright Jr. &amp; Sr. High School</a>			

	3-8 (PAWS) Note 8		11th Grade ACT Note 8	
	Below Proficient	Proficient and Advanced		
Reading	42%	58%	20.5	
Math	30%	70%	20.6	
Science	60%	40%	20.1	
Writing	Note 4	Note 4	Note 4	
English			19.4	
Composite			20.3	
<b>Growth</b>				
Reading	Note 1			
Math	Note 1			
Science	Note 1			
Writing	Note 1			

Notes
Note 1 : Data not provided by Wyoming Department of Education (WDE).
Note 2 : Data not available from WDE.
Note 3 : Data not available from WDE.
Note 4 : Writing Scores for SAWS and ACT writing not available.
Note 5: MEMORANDUM NO. 2013-107 from the WDE indicated that cut scores were adjusted because of a "fluctuation in proficiency rates that cannot credibly be attributed to real changes in student performance". See detailed notes concerning this issue.
Note 6 : Accountability Score not provided by WDE.
Note 7: If scores or percentages are blank, then either students were not tested with PAWS/ACT or there were less than five students tested.
Note 8: To protect individual student confidentiality, results are not reported for 5 or fewer students and performance percentages are capped and indicated with>= or <=.
Notes for school:

**Mission Statement**

*The Wright Junior/Senior High School community is committed to providing a learning environment that is focused on developing individual responsibility for academic success and positive behaviors.*

2013 School Status Snapshot

Westwood High School

Campbell #1

<b>Accountability Rating</b>  <span style="font-size: 2em; color: red;">?</span>  See Note 7
--

School Information			
<b>Basic info</b>	<b>Westwood High School</b>		
School ID		301057	
School Type		PK-12	
Enrollment		110	
2012 Graduation Rate		72.6%	
Year Built		1962	
Certified Instructors		Note 1	
Overall Student/Teacher ratio		Note 1	
% of students with one or more college courses		Note 2	
2012-13 AYP Status: Not In School Improvement			
<b>Student Groups</b>	<u>2011</u>	<u>2012</u>	<u>2013</u>
Students with Disabilities		Note 3	
Economically Disadvantaged		Note 3	
English Learners		Note 3	
<b>Principal</b>			
Kelly Morehead kmorehead@ccsd.k12.wy.us			
682-9809			
<b>Mailing Address</b>			
P.O. Box 3033 Gillette Wyoming, 82717			
Website <a href="#">Westwood High School</a>			

Achievement				
	3-8 (PAWS) Note 8		11th Grade ACT Note 8	
	Below Proficient	Proficient and Advanced		
Reading			<b>18.6</b>	
Math			<b>17.7</b>	
Science			<b>16.8</b>	
Writing	Note 4	Note 4	Note 4	
English			<b>15.9</b>	
Composite			<b>17.4</b>	
<b>Growth</b>				
Reading	Note 1			
Math	Note 1			
Science	Note 1			
Writing	Note 1			

Notes
Note 1 : Data not provided by Wyoming Department of Education (WDE).
Note 2 : Data not available from WDE.
Note 3 : Data not available from WDE.
Note 4 : Writing Scores for SAWS and ACT writing not available.
Note 5: MEMORANDUM NO. 2013-107 from the WDE indicated that cut scores were adjusted because of a "fluctuation in proficiency rates that cannot credibly be attributed to real changes in student performance". See detailed notes concerning this issue.
Note 6 : Accountability Score not provided by WDE.
Note 7: If scores or percentages are blank, then either students were not tested with PAWS/ACT or there were less than five students tested.
Note 8: To protect individual student confidentiality, results are not reported for 5 or fewer students and performance percentages are capped and indicated with>= or <=.
Notes for school:

Mission Statement
<i>None located</i>

# Carbon County School District #1

<b>Accountability Rating</b>  <span style="font-size: 2em; color: red;">?</span>  See Note 5
--

## District Information

<b>Basic info</b>	<b>Carbon County School District #1</b>	<b>401000</b>	
Number of Schools		7	
Total enrollment		1866	
Total State and Local Funding (2011-12)		\$29,284,385	
Per Student Funding		\$15,694	
Per Student Net Unrestricted Assets		\$2,532	
Certified Instructors		Note 1	
Overall Student/Teacher ratio		Note 1	
% of students with one or more college courses		Note 2	
2012-13 AYP Status: Not In District Improvement			
<b>Student Groups</b>	<u>2011</u>	<u>2012</u>	<u>2013</u>
Students with Disabilities		Note 3	
Economically Disadvantaged		Note 3	
English Learners		Note 3	
<b>Superintendent</b>			
Fletcher Turcato			
367-2137 x 1			
fturcato@crb1.k12.wy.us			
<b>Mailing Address</b>			
615 Rodeo			
Rawlins, Wyoming 82301			

## Achievement

	3-8 (PAWS) Note 6			ACT 11th grade scores Note 6		
	Proficient and Advanced	State Proficient and Advanced (including District)	State Proficient and Advanced (excluding District)	District 11th Grade ACT	State 11th Grade ACT (including District)	State 11th Grade ACT (excluding District)
Reading	59.5%	74.6%	74.9%	18.0	20.1	20.1
Math	63.6%	79.0%	79.3%	18.1	19.7	19.7
Science	35.1%	50.8%	51.2%	18.3	19.8	19.8
Writing	Note 4	Note 4	Note 4	Note 4	Note 4	Note 4
English				17.4	18.8	18.8
Composite				18.1	19.7	19.7
<b>Growth</b>						
Reading	Note 5					
Math	Note 5					
Science	Note 5					
Writing	Note 5					

## Notes

Note 1: Information not provided by Wyoming Department of Education (WDE).

Note 2: Information not available from WDE

Note 3: Information not provided by WDE.

Note 4: Writing scores for SAWS and ACT not released by WDE.

Note 5: Growth and Accountability data not provided by WDE.

Note 6: To protect individual student confidentiality, results are not reported for 5 or fewer students and performance percentages are capped and indicated with >= or <=.

**2013 School Status Snapshot**

**Bairoil Elementary**

**Carbon #1**

<b>Accountability Rating</b>  <span style="font-size: 2em; color: red;">?</span>  See Note 7
--

School Information			
<b>Basic info</b>	<b>Bairoil Elementary</b>		
School ID	401002		
School Type	K-5		
Enrollment	6		
2012 Graduation Rate			
Year Built	1938		
Certified Instructors	Note 1		
Overall Student/Teacher ratio	Note 1		
% of students with one or more college courses	Note 2		
2012-13 AYP Status: Not In School Improvement			
<b>Student Groups</b>	<u>2011</u>	<u>2012</u>	<u>2013</u>
Students with Disabilities		Note 3	
Economically Disadvantaged		Note 3	
English Learners		Note 3	
<b>Principal</b>			
Darrin Jennings djennings@crb1.k12.wy.us			
328-9200			
<b>Mailing Address</b>			
P.O. Box 27 Bairoil Wyoming, 82322			
Website <a href="#">Bairoil Elementary</a>			

Achievement			
	3-8 (PAWS) Note 8		11th Grade ACT Note 8
	Below Proficient	Proficient and Advanced	
Reading			
Math			
Science			
Writing	Note 4	Note 4	Note 4
English			
Composite			
Growth			
Reading	Note 1		
Math	Note 1		
Science	Note 1		
Writing	Note 1		

Notes
Note 1 : Data not provided by Wyoming Department of Education (WDE).
Note 2 : Data not available from WDE.
Note 3 : Data not available from WDE.
Note 4 : Writing Scores for SAWS and ACT writing not available.
Note 5: MEMORANDUM NO. 2013-107 from the WDE indicated that cut scores were adjusted because of a "fluctuation in proficiency rates that cannot credibly be attributed to real changes in student performance". See detailed notes concerning this issue.
Note 6 : Accountability Score not provided by WDE.
Note 7: If scores or percentages are blank, then either students were not tested with PAWS/ACT or there were less than five students tested.
Note 8: To protect individual student confidentiality, results are not reported for 5 or fewer students and performance percentages are capped and indicated with >= or <=.
Notes for school:

Mission Statement
<i>Educating today's students for tomorrow's opportunities.</i>

**2013 School Status Snapshot**

**Sinclair Elementary**

**Carbon #1**

<b>Accountability Rating</b>  <span style="font-size: 2em; color: red;">?</span>  See Note 7
--

School Information			
<b>Basic info</b>	<b>Sinclair Elementary</b>		
School ID	401005		
School Type	K-5		
Enrollment	42		
2012 Graduation Rate			
Year Built	1936		
Certified Instructors	Note 1		
Overall Student/Teacher ratio	Note 1		
% of students with one or more college courses	Note 2		
2012-13 AYP Status: Not In School Improvement			
<b>Student Groups</b>	<u>2011</u>	<u>2012</u>	<u>2013</u>
Students with Disabilities		Note 3	
Economically Disadvantaged		Note 3	
English Learners		Note 3	
<b>Principal</b>			
Ryan Searle rsearle@crb1.k12.wy.us			
328-9290			
<b>Mailing Address</b>			
P.O. Box 307 Sinclair Wyoming, 82334			
Website <a href="#">Sinclair Elementary</a>			

	3-8 (PAWS) Note 8		11th Grade ACT Note 8	
	Below Proficient	Proficient and Advanced		
Reading	40%	60%		
Math	20%	80%		
Science				
Writing	Note 4	Note 4	Note 4	
English				
Composite				
<b>Growth</b>				
Reading	Note 1			
Math	Note 1			
Science	Note 1			
Writing	Note 1			

Notes
Note 1 : Data not provided by Wyoming Department of Education (WDE).
Note 2 : Data not available from WDE.
Note 3 : Data not available from WDE.
Note 4 : Writing Scores for SAWS and ACT writing not available.
Note 5: MEMORANDUM NO. 2013-107 from the WDE indicated that cut scores were adjusted because of a "fluctuation in proficiency rates that cannot credibly be attributed to real changes in student performance". See detailed notes concerning this issue.
Note 6 : Accountability Score not provided by WDE.
Note 7: If scores or percentages are blank, then either students were not tested with PAWS/ACT or there were less than five students tested.
Note 8: To protect individual student confidentiality, results are not reported for 5 or fewer students and performance percentages are capped and indicated with>= or <=.
Notes for school:

Mission Statement
<i>Educating today's students for tomorrow's opportunities.</i>



2013 School Status Snapshot

Rawlins Elementary

Carbon #1

<b>Accountability Rating</b>  <span style="font-size: 2em; color: red;">?</span>  See Note 7
--

School Information			
<b>Basic info</b>	<b>Rawlins Elementary</b>		
School ID	401008		
School Type	K-5		
Enrollment	791		
2012 Graduation Rate			
Year Built	2011		
Certified Instructors	Note 1		
Overall Student/Teacher ratio	Note 1		
% of students with one or more college courses	Note 2		
2012-13 AYP Status: Not In School Improvement			
<b>Student Groups</b>	<u>2011</u>	<u>2012</u>	<u>2013</u>
Students with Disabilities		Note 3	
Economically Disadvantaged		Note 3	
English Learners		Note 3	
<b>Principals</b>			
Ryan Searle, Debra Gaines, Benita Allard rsearle@crb1.k12.wy.us, dgaines@crb1.k12.wy.us, ballard@crb1.k12.wy.us 328-9290			
<b>Mailing Address</b>			
615 Rodeo Rawlins Wyoming, 82301			
Website <a href="#">Rawlins Elementary</a>			

	3-8 (PAWS) Note 8		11th Grade ACT Note 8
	Below Proficient	Proficient and Advanced	
Reading	51%	49%	
Math	40%	60%	
Science	58%	42%	
Writing	Note 4	Note 4	Note 4
English			
Composite			
<b>Growth</b>			
Reading	Note 1		
Math	Note 1		
Science	Note 1		
Writing	Note 1		

Notes
Note 1 : Data not provided by Wyoming Department of Education (WDE).
Note 2 : Data not available from WDE.
Note 3 : Data not available from WDE.
Note 4 : Writing Scores for SAWS and ACT writing not available.
Note 5: MEMORANDUM NO. 2013-107 from the WDE indicated that cut scores were adjusted because of a "fluctuation in proficiency rates that cannot credibly be attributed to real changes in student performance". See detailed notes concerning this issue.
Note 6 : Accountability Score not provided by WDE.
Note 7: If scores or percentages are blank, then either students were not tested with PAWS/ACT or there were less than five students tested.
Note 8: To protect individual student confidentiality, results are not reported for 5 or fewer students and performance percentages are capped and indicated with >= or <=.
Notes for school:

Mission Statement
<i>Educating today's students for tomorrow's opportunities.</i>

**2013 School Status Snapshot**

**Little Snake River Valley School**

**Carbon #1**

<b>Accountability Rating</b>  <span style="font-size: 2em; color: red;">?</span>  See Note 7
--

School Information			
<b>Basic info</b>	<b>Little Snake River Valley School</b>		
School ID	401049		
School Type	K-12		
Enrollment	171		
2012 Graduation Rate	95.0%		
Year Built	1972		
Certified Instructors	Note 1		
Overall Student/Teacher ratio	Note 1		
% of students with one or more college courses	Note 2		
2012-13 AYP Status: Not In School Improvement			
<b>Student Groups</b>	<u>2011</u>	<u>2012</u>	<u>2013</u>
Students with Disabilities		Note 3	
Economically Disadvantaged		Note 3	
English Learners		Note 3	
<b>Principal</b>			
Joel Thomas jthomas@crb1.k12.wy.us			
383-2185			
<b>Mailing Address</b>			
P.O. Box 9 Baggs Wyoming, 82321			
Website <a href="#">Little Snake River Valley School</a>			

	3-8 (PAWS) Note 8		11th Grade ACT Note 8
	Below Proficient	Proficient and Advanced	
Reading	30%	<b>70%</b>	<b>19.2</b>
Math	25%	<b>75%</b>	<b>18.6</b>
Science	58%	<b>42%</b>	<b>19.0</b>
Writing	Note 4	Note 4	Note 4
English			<b>18.0</b>
Composite			<b>18.9</b>
<b>Growth</b>			
Reading	Note 1		
Math	Note 1		
Science	Note 1		
Writing	Note 1		

Notes
Note 1 : Data not provided by Wyoming Department of Education (WDE).
Note 2 : Data not available from WDE.
Note 3 : Data not available from WDE.
Note 4 : Writing Scores for SAWS and ACT writing not available.
Note 5: MEMORANDUM NO. 2013-107 from the WDE indicated that cut scores were adjusted because of a "fluctuation in proficiency rates that cannot credibly be attributed to real changes in student performance". See detailed notes concerning this issue.
Note 6 : Accountability Score not provided by WDE.
Note 7: If scores or percentages are blank, then either students were not tested with PAWS/ACT or there were less than five students tested.
Note 8: To protect individual student confidentiality, results are not reported for 5 or fewer students and performance percentages are capped and indicated with>= or <=.
Notes for school:

Mission Statement
<i>Educating today's students for tomorrow's opportunities.</i>

2013 School Status Snapshot

Rawlins Middle School

Carbon #1

<b>Accountability Rating</b>  <span style="font-size: 2em; color: red;">?</span>  See Note 7
--

School Information			
<b>Basic info</b>	<b>Rawlins Middle School</b>		
School ID	401050		
School Type	6-8		
Enrollment	387		
2012 Graduation Rate			
Year Built	1978		
Certified Instructors	Note 1		
Overall Student/Teacher ratio	Note 1		
% of students with one or more college courses	Note 2		
2012-13 AYP Status: School Improvement, Year 4 (Holding)			
<b>Student Groups</b>	<u>2011</u>	<u>2012</u>	<u>2013</u>
Students with Disabilities		Note 3	
Economically Disadvantaged		Note 3	
English Learners		Note 3	
<b>Principal</b>			
Traci Blaize tblaize@crb1.k12.wy.us			
328-9205			
<b>Mailing Address</b>			
615 Rodeo Rawlins Wyoming, 82301			
Website <a href="#">Rawlins Middle School</a>			

	3-8 (PAWS) Note 8		11th Grade ACT Note 8
	Below Proficient	Proficient and Advanced	
Reading	32%	68%	
Math	36%	64%	
Science	74%	26%	
Writing	Note 4	Note 4	Note 4
English			
Composite			
<b>Growth</b>			
Reading	Note 1		
Math	Note 1		
Science	Note 1		
Writing	Note 1		

Notes
Note 1 : Data not provided by Wyoming Department of Education (WDE).
Note 2 : Data not available from WDE.
Note 3 : Data not available from WDE.
Note 4 : Writing Scores for SAWS and ACT writing not available.
Note 5: MEMORANDUM NO. 2013-107 from the WDE indicated that cut scores were adjusted because of a "fluctuation in proficiency rates that cannot credibly be attributed to real changes in student performance". See detailed notes concerning this issue.
Note 6 : Accountability Score not provided by WDE.
Note 7: If scores or percentages are blank, then either students were not tested with PAWS/ACT or there were less than five students tested.
Note 8: To protect individual student confidentiality, results are not reported for 5 or fewer students and performance percentages are capped and indicated with>= or <=.
Notes for school:

Mission Statement
<i>Educating today's students for tomorrow's opportunities.</i>

2013 School Status Snapshot

Rawlins High School

Carbon #1

<b>Accountability Rating</b>  <span style="font-size: 2em; color: red;">?</span>  See Note 7
--

School Information			
<b>Basic info</b>	<b>Rawlins High School</b>		
School ID		401056	
School Type		9-12	
Enrollment		428	
2012 Graduation Rate		75.5%	
Year Built		1957	
Certified Instructors		Note 1	
Overall Student/Teacher ratio		Note 1	
% of students with one or more college courses		Note 2	
2012-13 AYP Status: School Improvement, Year 1			
<b>Student Groups</b>	<u>2011</u>	<u>2012</u>	<u>2013</u>
Students with Disabilities		Note 3	
Economically Disadvantaged		Note 3	
English Learners		Note 3	
<b>Principal</b>			
Dan Hadden dhadden@crb1.k12.wy.us			
328-9280			
<b>Mailing Address</b>			
615 Rodeo Rawlins Wyoming, 82301			
Website <a href="#">Rawlins High School</a>			

Achievement				
	3-8 (PAWS) Note 8		11th Grade ACT Note 8	
	Below Proficient	Proficient and Advanced		
Reading			<b>17.8</b>	
Math			<b>18.1</b>	
Science			<b>18.2</b>	
Writing	Note 4	Note 4	Note 4	
English			<b>17.4</b>	
Composite			<b>18.0</b>	
<b>Growth</b>				
Reading	Note 1			
Math	Note 1			
Science	Note 1			
Writing	Note 1			

Notes
Note 1 : Data not provided by Wyoming Department of Education (WDE).
Note 2 : Data not available from WDE.
Note 3 : Data not available from WDE.
Note 4 : Writing Scores for SAWS and ACT writing not available.
Note 5: MEMORANDUM NO. 2013-107 from the WDE indicated that cut scores were adjusted because of a "fluctuation in proficiency rates that cannot credibly be attributed to real changes in student performance". See detailed notes concerning this issue.
Note 6 : Accountability Score not provided by WDE.
Note 7: If scores or percentages are blank, then either students were not tested with PAWS/ACT or there were less than five students tested.
Note 8: To protect individual student confidentiality, results are not reported for 5 or fewer students and performance percentages are capped and indicated with>= or <=.
Notes for school:

Mission Statement
<i>Educating today's students for tomorrow's opportunities.</i>

2013 School Status Snapshot

Cooperative High

Carbon #1

<b>Accountability Rating</b>  <span style="font-size: 2em; color: red;">?</span>  See Note 7
--

School Information			
<b>Basic info</b>	<b>Cooperative High</b>		
School ID		401057	
School Type		9-12	
Enrollment		41	
2012 Graduation Rate		18.8%	
Year Built		1950	
Certified Instructors		Note 1	
Overall Student/Teacher ratio		Note 1	
% of students with one or more college courses		Note 2	
2012-13 AYP Status: School Improvement, Year 7			
<b>Student Groups</b>	<u>2011</u>	<u>2012</u>	<u>2013</u>
Students with Disabilities		Note 3	
Economically Disadvantaged		Note 3	
English Learners		Note 3	
<b>Principal</b>			
Kurtiss Torstenbo ktorstenbo@crb1.k12.wy.us			
328-9250			
<b>Mailing Address</b>			
615 Rodeo Rawlins Wyoming, 82301			
Website <a href="#">Cooperative High</a>			

Achievement			
	3-8 (PAWS) Note 8		11th Grade ACT Note 8
	Below Proficient	Proficient and Advanced	
Reading			Students t
Math			Students t
Science			Students t
Writing	Note 4	Note 4	Note 4
English			Students ten
Composite			Students ten
Growth			
Reading	Note 1		
Math	Note 1		
Science	Note 1		
Writing	Note 1		

Notes
Note 1 : Data not provided by Wyoming Department of Education (WDE).
Note 2 : Data not available from WDE.
Note 3 : Data not available from WDE.
Note 4 : Writing Scores for SAWS and ACT writing not available.
Note 5: MEMORANDUM NO. 2013-107 from the WDE indicated that cut scores were adjusted because of a "fluctuation in proficiency rates that cannot credibly be attributed to real changes in student performance". See detailed notes concerning this issue.
Note 6 : Accountability Score not provided by WDE.
Note 7: If scores or percentages are blank, then either students were not tested with PAWS/ACT or there were less than five students tested.
Note 8: To protect individual student confidentiality, results are not reported for 5 or fewer students and performance percentages are capped and indicated with>= or <=.
Notes for school:

Mission Statement
<i>Educating today's students for tomorrow's opportunities.</i>

## Carbon County School District #2

Accountability Rating

?

See Note 5

District Information			
<b>Basic info</b> <b>Carbon County School District #2</b> <b>402000</b>			
Number of Schools			7
Total enrollment			639
Total State and Local Funding (2011-12)			\$15,409,688
Per Student Funding			\$24,115
Per Student Net Unrestricted Assets			\$5,544
Certified Instructors			Note 1
Overall Student/Teacher ratio			Note 1
% of students with one or more college courses			Note 2
2012-13 AYP Status: Not In District Improvement			
<b>Student Groups</b>			
	<u>2011</u>	<u>2012</u>	<u>2013</u>
Students with Disabilities		Note 3	
Economically Disadvantaged		Note 3	
English Learners		Note 3	
<b>Superintendent</b>			
Robert Gates			
326-5271 x 107			
bgates@crb2.k12.wy.us			
<b>Mailing Address</b>			
P.O. Box 1530			
Saratoga, Wyoming 82331			

Achievement		3-8 (PAWS)    Note 6			ACT 11th grade scores Note 6		
	Proficient and Advanced	State Proficient and Advanced (including District)	State Proficient and Advanced (excluding District)	District 11th Grade ACT	State 11th Grade ACT (including District)	State 11th Grade ACT (excluding District)	
Reading	81.8%	74.6%	74.6%	20.3	20.1	20.1	
Math	80.1%	79.0%	78.9%	20.7	19.7	19.6	
Science	51.8%	50.8%	50.8%	20.4	19.8	19.8	
Writing	Note 4	Note 4	Note 4	Note 4	Note 4	Note 4	
English				19.5	18.8	18.8	
Composite				20.3	19.7	19.7	
<b>Growth</b>							
Reading	Note 5						
Math	Note 5						
Science	Note 5						
Writing	Note 5						

Notes
Note 1: Information not provided by Wyoming Department of Education (WDE).
Note 2: Information not available from WDE
Note 3: Information not provided by WDE.
Note 4: Writing scores for SAWS and ACT not released by WDE.
Note 5: Growth and Accountability data not provided by WDE.
Note 6: To protect individual student confidentiality, results are not reported for 5 or fewer students and performance percentages are capped and indicated with >= or <=.

2013 School Status Snapshot

Elk Mountain Elementary

Carbon #2

<b>Accountability Rating</b>  <span style="font-size: 2em; color: red;">?</span>  See Note 7
--

School Information			
<b>Basic info</b>	<b>Elk Mountain Elementary</b>		
School ID	402001		
School Type	K-6		
Enrollment	23		
2012 Graduation Rate			
Year Built	2009		
Certified Instructors	Note 1		
Overall Student/Teacher ratio	Note 1		
% of students with one or more college courses	Note 2		
2012-13 AYP Status: Not In School Improvement			
<b>Student Groups</b>	<u>2011</u>	<u>2012</u>	<u>2013</u>
Students with Disabilities		Note 3	
Economically Disadvantaged		Note 3	
English Learners		Note 3	
<b>Principal</b>			
Mark Shipp			
mshipp@crb2.k12.wy.us			
325-6523			
<b>Mailing Address</b>			
P.O. Box 20			
Elk Mountain Wyoming, 82324			
Website <a href="#">Elk Mountain Elementary</a>			

Achievement	3-8 (PAWS) Note 8		11th Grade ACT Note 8
	Below Proficient	Proficient and Advanced	
Reading	20%	80%	
Math	30%	70%	
Science			
Writing	Note 4	Note 4	Note 4
English			
Composite			
Growth			
Reading	Note 1		
Math	Note 1		
Science	Note 1		
Writing	Note 1		

Notes
Note 1 : Data not provided by Wyoming Department of Education (WDE).
Note 2 : Data not available from WDE.
Note 3 : Data not available from WDE.
Note 4 : Writing Scores for SAWS and ACT writing not available.
Note 5: MEMORANDUM NO. 2013-107 from the WDE indicated that cut scores were adjusted because of a "fluctuation in proficiency rates that cannot credibly be attributed to real changes in student performance". See detailed notes concerning this issue.
Note 6 : Accountability Score not provided by WDE.
Note 7: If scores or percentages are blank, then either students were not tested with PAWS/ACT or there were less than five students tested.
Note 8: To protect individual student confidentiality, results are not reported for 5 or fewer students and performance percentages are capped and indicated with>= or <=.
Notes for school:

Mission Statement
EMS: We ROCK! R-Respect O-Outstanding Achievement C- Community K-Knowledge.

2013 School Status Snapshot

Hanna Elementary

Carbon #2

<b>Accountability Rating</b>  <span style="font-size: 2em; color: red;">?</span>  See Note 7
--

School Information			
<b>Basic info</b>	<b>Hanna Elementary</b>		
School ID	402003		
School Type	K-6		
Enrollment	79		
2012 Graduation Rate			
Year Built	1946		
Certified Instructors	Note 1		
Overall Student/Teacher ratio	Note 1		
% of students with one or more college courses	Note 2		
2012-13 AYP Status: Not In School Improvement			
<b>Student Groups</b>	<u>2011</u>	<u>2012</u>	<u>2013</u>
Students with Disabilities		Note 3	
Economically Disadvantaged		Note 3	
English Learners		Note 3	
<b>Principal</b>			
Mark Shipp mshipp@crb2.k12.wy.us			
325-6523			
<b>Mailing Address</b>			
P.O. Box 1000 Hanna Wyoming, 82327			
Website <a href="#">Hanna Elementary</a>			

	3-8 (PAWS) Note 8		11th Grade ACT Note 8
	Below Proficient	Proficient and Advanced	
Reading	18%	<b>82%</b>	
Math	7%	<b>93%</b>	
Science	<= 20%	<b>&gt;= 80%</b>	
Writing	Note 4	Note 4	Note 4
English			
Composite			
<b>Growth</b>			
Reading	Note 1		
Math	Note 1		
Science	Note 1		
Writing	Note 1		

Notes
Note 1 : Data not provided by Wyoming Department of Education (WDE).
Note 2 : Data not available from WDE.
Note 3 : Data not available from WDE.
Note 4 : Writing Scores for SAWS and ACT writing not available.
Note 5: MEMORANDUM NO. 2013-107 from the WDE indicated that cut scores were adjusted because of a "fluctuation in proficiency rates that cannot credibly be attributed to real changes in student performance". See detailed notes concerning this issue.
Note 6 : Accountability Score not provided by WDE.
Note 7: If scores or percentages are blank, then either students were not tested with PAWS/ACT or there were less than five students tested.
Note 8: To protect individual student confidentiality, results are not reported for 5 or fewer students and performance percentages are capped and indicated with>= or <=.
Notes for school:

Mission Statement
HES: RACE to Success! R – Respect A – Achievement C – Confidence E – Excellence.



2013 School Status Snapshot

Medicine Bow Elementary

Carbon #2

<b>Accountability Rating</b>  <span style="font-size: 2em; color: red;">?</span>  See Note 7
--

School Information			
<b>Basic info</b>	<b>Medicine Bow Elementary</b>		
School ID	402005		
School Type	K-6		
Enrollment	20		
2012 Graduation Rate			
Year Built	2009		
Certified Instructors	Note 1		
Overall Student/Teacher ratio	Note 1		
% of students with one or more college courses	Note 2		
2012-13 AYP Status: Not In School Improvement			
<b>Student Groups</b>	<u>2011</u>	<u>2012</u>	<u>2013</u>
Students with Disabilities		Note 3	
Economically Disadvantaged		Note 3	
English Learners		Note 3	
<b>Principal</b>			
Mark Shipp mshipp@crb2.k12.wy.us			
325-6523			
<b>Mailing Address</b>			
P.O. Box 185 Medicine Bow Wyoming, 82329			
Website <a href="#">Medicine Bow Elementary</a>			

Achievement	3-8 (PAWS) Note 8		11th Grade ACT Note 8
	Below Proficient	Proficient and Advanced	
Reading	27%	73%	
Math	55%	45%	
Science	>= 80%	<= 20%	
Writing	Note 4	Note 4	Note 4
English			
Composite			
<b>Growth</b>			
Reading	Note 1		
Math	Note 1		
Science	Note 1		
Writing	Note 1		

Notes
Note 1 : Data not provided by Wyoming Department of Education (WDE).
Note 2 : Data not available from WDE.
Note 3 : Data not available from WDE.
Note 4 : Writing Scores for SAWS and ACT writing not available.
Note 5: MEMORANDUM NO. 2013-107 from the WDE indicated that cut scores were adjusted because of a "fluctuation in proficiency rates that cannot credibly be attributed to real changes in student performance". See detailed notes concerning this issue.
Note 6 : Accountability Score not provided by WDE.
Note 7: If scores or percentages are blank, then either students were not tested with PAWS/ACT or there were less than five students tested.
Note 8: To protect individual student confidentiality, results are not reported for 5 or fewer students and performance percentages are capped and indicated with>= or <=.
Notes for school:

Mission Statement
<i>REACH for Success! R - Responsibility E- Excellence A-Achievement C-Confidence H-Helpful.</i>

2013 School Status Snapshot

Saratoga Elementary

Carbon #2

<b>Accountability Rating</b>  <span style="font-size: 2em; color: red;">?</span>  See Note 7
--

School Information			
<b>Basic info</b>	<b>Saratoga Elementary</b>		
School ID		402006	
School Type		K-6	
Enrollment		131	
2012 Graduation Rate			
Year Built		1961	
Certified Instructors		Note 1	
Overall Student/Teacher ratio		Note 1	
% of students with one or more college courses		Note 2	
2012-13 AYP Status: Not In School Improvement			
<b>Student Groups</b>	<u>2011</u>	<u>2012</u>	<u>2013</u>
Students with Disabilities		Note 3	
Economically Disadvantaged		Note 3	
English Learners		Note 3	
<b>Principal</b>			
David Rangitsch drangitsch@crb2.k12.wy.us			
326-8365			
<b>Mailing Address</b>			
P.O. Box 1590 Saratoga Wyoming, 82331			
Website <a href="#">Saratoga Elementary</a>			

	3-8 (PAWS) Note 8		11th Grade ACT Note 8
	Below Proficient	Proficient and Advanced	
Reading	24%	76%	
Math	20%	80%	
Science	33%	67%	
Writing	Note 4	Note 4	Note 4
English			
Composite			
<b>Growth</b>			
Reading	Note 1		
Math	Note 1		
Science	Note 1		
Writing	Note 1		

Notes
Note 1 : Data not provided by Wyoming Department of Education (WDE).
Note 2 : Data not available from WDE.
Note 3 : Data not available from WDE.
Note 4 : Writing Scores for SAWS and ACT writing not available.
Note 5: MEMORANDUM NO. 2013-107 from the WDE indicated that cut scores were adjusted because of a "fluctuation in proficiency rates that cannot credibly be attributed to real changes in student performance". See detailed notes concerning this issue.
Note 6 : Accountability Score not provided by WDE.
Note 7: If scores or percentages are blank, then either students were not tested with PAWS/ACT or there were less than five students tested.
Note 8: To protect individual student confidentiality, results are not reported for 5 or fewer students and performance percentages are capped and indicated with>= or <=.
Notes for school:

Mission Statement
<i>"OUR MISSION is to prepare students for the 21st Century with engaging, challenging, and innovative instruction.</i>

2013 School Status Snapshot

HEM Junior/Senior High School

Carbon #2

<b>Accountability Rating</b>  <span style="font-size: 2em; color: red;">?</span>  See Note 7
--

School Information			
<b>Basic info</b>	<b>HEM Junior/Senior High School</b>		
School ID		402048	
School Type		7-12	
Enrollment		99	
2012 Graduation Rate		90.0%	
Year Built		1978	
Certified Instructors		Note 1	
Overall Student/Teacher ratio		Note 1	
% of students with one or more college courses		Note 2	
2012-13 AYP Status: Not In School Improvement			
<b>Student Groups</b>	<u>2011</u>	<u>2012</u>	<u>2013</u>
Students with Disabilities		Note 3	
Economically Disadvantaged		Note 3	
English Learners		Note 3	
<b>Principal</b>			
Dale Kari dkari@crb2.k12.wy.us			
325-6545			
<b>Mailing Address</b>			
P.O. Box 810 Hanna Wyoming, 82327			
Website <a href="#">HEM Junior/Senior High School</a>			

Achievement	3-8 (PAWS) Note 8		11th Grade ACT Note 8
	Below Proficient	Proficient and Advanced	
Reading	6%	<b>94%</b>	<b>19.5</b>
Math	24%	<b>76%</b>	<b>18.5</b>
Science	75%	<b>25%</b>	<b>19.5</b>
Writing	Note 4	Note 4	Note 4
English			<b>18.5</b>
Composite			<b>19.2</b>
<b>Growth</b>			
Reading	Note 1		
Math	Note 1		
Science	Note 1		
Writing	Note 1		

Notes
Note 1 : Data not provided by Wyoming Department of Education (WDE).
Note 2 : Data not available from WDE.
Note 3 : Data not available from WDE.
Note 4 : Writing Scores for SAWS and ACT writing not available.
Note 5: MEMORANDUM NO. 2013-107 from the WDE indicated that cut scores were adjusted because of a "fluctuation in proficiency rates that cannot credibly be attributed to real changes in student performance". See detailed notes concerning this issue.
Note 6 : Accountability Score not provided by WDE.
Note 7: If scores or percentages are blank, then either students were not tested with PAWS/ACT or there were less than five students tested.
Note 8: To protect individual student confidentiality, results are not reported for 5 or fewer students and performance percentages are capped and indicated with>= or <=.
Notes for school:

Mission Statement
<i>To prepare students for the 21st Century with engaging, challenging, and innovative instruction.</i>

2013 School Status Snapshot

Encampment K-12 School

Carbon #2

<b>Accountability Rating</b>  <span style="font-size: 2em; color: red;">?</span>  See Note 7
--

School Information			
<b>Basic info</b>	<b>Encampment K-12 School</b>		
School ID	402049		
School Type	K-12		
Enrollment	139		
2012 Graduation Rate	100.0%		
Year Built	1991		
Certified Instructors	Note 1		
Overall Student/Teacher ratio	Note 1		
% of students with one or more college courses	Note 2		
2012-13 AYP Status: Not In School Improvement			
<b>Student Groups</b>	<u>2011</u>	<u>2012</u>	<u>2013</u>
Students with Disabilities		Note 3	
Economically Disadvantaged		Note 3	
English Learners		Note 3	
<b>Principal</b>			
Michael Erickson merickson@crb2.k12.wy.us			
327-5442			
<b>Mailing Address</b>			
P.O. Box 277 Encampment Wyoming, 82325			
Website <a href="#">Encampment K-12 School</a>			

	3-8 (PAWS) Note 8		11th Grade ACT Note 8	
	Below Proficient	Proficient and Advanced		
Reading	14%	<b>86%</b>	<b>17.8</b>	
Math	9%	<b>91%</b>	<b>21.9</b>	
Science	38%	<b>62%</b>	<b>19.8</b>	
Writing	Note 4	Note 4	Note 4	
English			<b>19.5</b>	
Composite			<b>19.7</b>	
<b>Growth</b>				
Reading	Note 1			
Math	Note 1			
Science	Note 1			
Writing	Note 1			

Notes
Note 1 : Data not provided by Wyoming Department of Education (WDE).
Note 2 : Data not available from WDE.
Note 3 : Data not available from WDE.
Note 4 : Writing Scores for SAWS and ACT writing not available.
Note 5: MEMORANDUM NO. 2013-107 from the WDE indicated that cut scores were adjusted because of a "fluctuation in proficiency rates that cannot credibly be attributed to real changes in student performance". See detailed notes concerning this issue.
Note 6 : Accountability Score not provided by WDE.
Note 7: If scores or percentages are blank, then either students were not tested with PAWS/ACT or there were less than five students tested.
Note 8: To protect individual student confidentiality, results are not reported for 5 or fewer students and performance percentages are capped and indicated with>= or <=.
Notes for school:

Mission Statement
<i>Empowering all students to succeed in a changing world.</i>

**2013 School Status Snapshot**

**Saratoga Middle/High School**

**Carbon #2**

<b>Accountability Rating</b>  <span style="font-size: 2em; color: red;">?</span>  See Note 7
--

School Information			
<b>Basic info</b>	<b>Saratoga Middle/High School</b>		
School ID	402059		
School Type	7-12		
Enrollment	148		
2012 Graduation Rate	87.5%		
Year Built	1978		
Certified Instructors	Note 1		
Overall Student/Teacher ratio	Note 1		
% of students with one or more college courses	Note 2		
2012-13 AYP Status: Not In School Improvement			
<b>Student Groups</b>	<u>2011</u>	<u>2012</u>	<u>2013</u>
Students with Disabilities		Note 3	
Economically Disadvantaged		Note 3	
English Learners		Note 3	
<b>Principal</b>			
Lawrence Uhling luhling@crb2.k12.wy.us			
326-5246			
<b>Mailing Address</b>			
P.O. Box 1710 Saratoga Wyoming, 82331			
Website <a href="#">Saratoga Middle/High School</a>			

	3-8 (PAWS) Note 8		11th Grade ACT Note 8
	Below Proficient	Proficient and Advanced	
Reading	21%	<b>79%</b>	<b>22.3</b>
Math	33%	<b>67%</b>	<b>21.4</b>
Science	56%	<b>44%</b>	<b>21.2</b>
Writing	Note 4	Note 4	Note 4
English			<b>20.1</b>
Composite			<b>21.4</b>
<b>Growth</b>			
Reading	Note 1		
Math	Note 1		
Science	Note 1		
Writing	Note 1		

Notes
Note 1 : Data not provided by Wyoming Department of Education (WDE).
Note 2 : Data not available from WDE.
Note 3 : Data not available from WDE.
Note 4 : Writing Scores for SAWS and ACT writing not available.
Note 5: MEMORANDUM NO. 2013-107 from the WDE indicated that cut scores were adjusted because of a "fluctuation in proficiency rates that cannot credibly be attributed to real changes in student performance". See detailed notes concerning this issue.
Note 6 : Accountability Score not provided by WDE.
Note 7: If scores or percentages are blank, then either students were not tested with PAWS/ACT or there were less than five students tested.
Note 8: To protect individual student confidentiality, results are not reported for 5 or fewer students and performance percentages are capped and indicated with>= or <=.
Notes for school:

Mission Statement
<i>Providing challenging opportunities to succeed as life-long learners!</i>

# Converse County School District #1

<b>Accountability Rating</b>  <span style="font-size: 2em; color: red;">?</span>  See Note 5
--

District Information			
<b>Basic info</b>	<b>Converse County School District #1</b>		<b>501000</b>
Number of Schools			10
Total enrollment			1745
Total State and Local Funding (2011-12)			\$27,532,722
Per Student Funding			\$15,778
Per Student Net Unrestricted Assets			\$3,188
Certified Instructors			Note 1
Overall Student/Teacher ratio			Note 1
% of students with one or more college courses			Note 2
2012-13 AYP Status: Not In District Improvement			
<b>Student Groups</b>	<u>2011</u>	<u>2012</u>	<u>2013</u>
Students with Disabilities		Note 3	
Economically Disadvantaged		Note 3	
English Learners		Note 3	
<b>Superintendent</b>			
Dan Espeland 358-2942 despeland@ccsd1.org			
<b>Mailing Address</b>			
615 Hamilton Street Douglas, Wyoming 82633			

Achievement	3-8 (PAWS) Note 6			ACT 11th grade scores Note 6		
	Proficient and Advanced	State Proficient and Advanced (including District)	State Proficient and Advanced (excluding District)	District 11th Grade ACT	State 11th Grade ACT (including District)	State 11th Grade ACT (excluding District)
Reading	75.2%	74.6%	74.6%	21.6	20.1	20.1
Math	80.5%	79.0%	78.9%	19.2	19.7	19.7
Science	43.2%	50.8%	51.0%	20.2	19.8	19.8
Writing	Note 4	Note 4	Note 4	Note 4	Note 4	Note 4
English				19.2	18.8	18.8
Composite				20.1	19.7	19.7
<b>Growth</b>						
Reading	Note 5					
Math	Note 5					
Science	Note 5					
Writing	Note 5					

Notes
Note 1: Information not provided by Wyoming Department of Education (WDE).
Note 2: Information not available from WDE
Note 3: Information not provided by WDE.
Note 4: Writing scores for SAWS and ACT not released by WDE.
Note 5: Growth and Accountability data not provided by WDE.
Note 6: To protect individual student confidentiality, results are not reported for 5 or fewer students and performance percentages are capped and indicated with >= or <=.

2013 School Status Snapshot

Dry Creek Elementary

Converse #1

<b>Accountability Rating</b>  <span style="font-size: 2em; color: red;">?</span>  See Note 7
--

School Information			
<b>Basic info</b>	<b>Dry Creek Elementary</b>		
School ID	501001		
School Type	K-8		
Enrollment	11		
2012 Graduation Rate			
Year Built	1980		
Certified Instructors	Note 1		
Overall Student/Teacher ratio	Note 1		
% of students with one or more college courses	Note 2		
2012-13 AYP Status: Not in School Improvement			
<b>Student Groups</b>	<u>2011</u>	<u>2012</u>	<u>2013</u>
Students with Disabilities		Note 3	
Economically Disadvantaged		Note 3	
English Learners		Note 3	
<b>Principal</b>			
Lisa Weigel lweigel@ccsd1.org			
358-6187			
<b>Mailing Address</b>			
615 Hamilton Street Douglas Wyoming, 82633			
Website <a href="#">Dry Creek Elementary</a>			

Achievement	3-8 (PAWS) Note 8		11th Grade ACT Note 8	
	Below Proficient ≤ 20%	Proficient and Advanced ≥ 80%		
Reading				
Math	43%	57%		
Science				
Writing	Note 4	Note 4	Note 4	
English				
Composite				
<b>Growth</b>				
Reading	Note 1			
Math	Note 1			
Science	Note 1			
Writing	Note 1			

Notes
Note 1 : Data not provided by Wyoming Department of Education (WDE).
Note 2 : Data not available from WDE.
Note 3 : Data not available from WDE.
Note 4 : Writing Scores for SAWS and ACT writing not available.
Note 5: MEMORANDUM NO. 2013-107 from the WDE indicated that cut scores were adjusted because of a "fluctuation in proficiency rates that cannot credibly be attributed to real changes in student performance". See detailed notes concerning this issue.
Note 6 : Accountability Score not provided by WDE.
Note 7: If scores or percentages are blank, then either students were not tested with PAWS/ACT or there were less than five students tested.
Note 8: To protect individual student confidentiality, results are not reported for 5 or fewer students and performance percentages are capped and indicated with ≥ or ≤.
Notes for school:

Mission Statement
<i>Douglas Rural Schools, in cooperation with parents and community, are committed to individualized education that empowers students to be respectful and responsible participants in their own life-long learning.</i>

2013 School Status Snapshot

Douglas Primary School

Converse #1

<b>Accountability Rating</b>  <span style="font-size: 2em; color: red;">?</span>  See Note 7
--

School Information			
<b>Basic info</b>	<b>Douglas Primary School</b>		
School ID	501002		
School Type	K-1		
Enrollment	404		
2012 Graduation Rate			
Year Built	1974		
Certified Instructors	Note 1		
Overall Student/Teacher ratio	Note 1		
% of students with one or more college courses	Note 2		
2012-13 AYP Status: School Improvement, Year 2			
<b>Student Groups</b>	<u>2011</u>	<u>2012</u>	<u>2013</u>
Students with Disabilities		Note 3	
Economically Disadvantaged		Note 3	
English Learners		Note 3	
<b>Principal</b>			
Tanya Seeds tseeds@ccsd1.org			
358-2942			
<b>Mailing Address</b>			
615 Hamilton Street Douglas Wyoming, 82633			
Website <a href="#">Douglas Primary School</a>			

Achievement		3-8 (PAWS) Note 8		11th Grade ACT Note 8
		Below Proficient	Proficient and Advanced	
Reading				
Math				
Science				
Writing	Note 4		Note 4	Note 4
English				
Composite				
Growth				
Reading	Note 1			
Math	Note 1			
Science	Note 1			
Writing	Note 1			

Notes
Note 1 : Data not provided by Wyoming Department of Education (WDE).
Note 2 : Data not available from WDE.
Note 3 : Data not available from WDE.
Note 4 : Writing Scores for SAWS and ACT writing not available.
Note 5: MEMORANDUM NO. 2013-107 from the WDE indicated that cut scores were adjusted because of a "fluctuation in proficiency rates that cannot credibly be attributed to real changes in student performance". See detailed notes concerning this issue.
Note 6 : Accountability Score not provided by WDE.
Note 7: If scores or percentages are blank, then either students were not tested with PAWS/ACT or there were less than five students tested.
Note 8: To protect individual student confidentiality, results are not reported for 5 or fewer students and performance percentages are capped and indicated with>= or <=.
Notes for school:

Mission Statement
None located



2013 School Status Snapshot

Moss Agate Elementary

Converse #1

<b>Accountability Rating</b>  <span style="font-size: 2em; color: red;">?</span>  See Note 7
--

School Information			
<b>Basic info</b>	<b>Moss Agate Elementary</b>		
School ID	501003		
School Type	K-8		
Enrollment	17		
2012 Graduation Rate			
Year Built	1980		
Certified Instructors	Note 1		
Overall Student/Teacher ratio	Note 1		
% of students with one or more college courses	Note 2		
2012-13 AYP Status: Not In School Improvement			
<b>Student Groups</b>	<u>2011</u>	<u>2012</u>	<u>2013</u>
Students with Disabilities		Note 3	
Economically Disadvantaged		Note 3	
English Learners		Note 3	
<b>Principal</b>			
Lisa Weigel lweigel@ccsd1.org			
358-6187			
<b>Mailing Address</b>			
615 Hamilton Street Douglas Wyoming, 82633			
Website <a href="#">Moss Agate Elementary</a>			

Achievement	3-8 (PAWS) Note 8		11th Grade ACT Note 8	
	Below Proficient	Proficient and Advanced		
Reading	33%	67%		
Math	<= 20%	>= 80%		
Science				
Writing	Note 4	Note 4	Note 4	
English				
Composite				
<b>Growth</b>				
Reading	Note 1			
Math	Note 1			
Science	Note 1			
Writing	Note 1			

Notes
Note 1 : Data not provided by Wyoming Department of Education (WDE).
Note 2 : Data not available from WDE.
Note 3 : Data not available from WDE.
Note 4 : Writing Scores for SAWS and ACT writing not available.
Note 5: MEMORANDUM NO. 2013-107 from the WDE indicated that cut scores were adjusted because of a "fluctuation in proficiency rates that cannot credibly be attributed to real changes in student performance". See detailed notes concerning this issue.
Note 6 : Accountability Score not provided by WDE.
Note 7: If scores or percentages are blank, then either students were not tested with PAWS/ACT or there were less than five students tested.
Note 8: To protect individual student confidentiality, results are not reported for 5 or fewer students and performance percentages are capped and indicated with>= or <=.
Notes for school:

Mission Statement
<i>Douglas Rural Schools, in cooperation with parents and community, are committed to individualized education that empowers students to be respectful and responsible participants in their own life-long learning.</i>

2013 School Status Snapshot

Shawnee Elementary

Converse #1

<b>Accountability Rating</b>  <span style="font-size: 2em; color: red;">?</span>  See Note 7
--

School Information			
<b>Basic info</b>	<b>Shawnee Elementary</b>		
School ID	501006		
School Type	K-8		
Enrollment	14		
2012 Graduation Rate			
Year Built	1986		
Certified Instructors	Note 1		
Overall Student/Teacher ratio	Note 1		
% of students with one or more college courses	Note 2		
2012-13 AYP Status: Not In School Improvement			
<b>Student Groups</b>	<u>2011</u>	<u>2012</u>	<u>2013</u>
Students with Disabilities		Note 3	
Economically Disadvantaged		Note 3	
English Learners		Note 3	
<b>Principal</b>			
Lisa Weigel lweigel@ccsd1.org			
358-6187			
<b>Mailing Address</b>			
615 Hamilton Street Douglas Wyoming, 82633			
Website <a href="#">Shawnee Elementary</a>			

	3-8 (PAWS) Note 8		11th Grade ACT Note 8	
	Below Proficient	Proficient and Advanced		
Reading	0%	100%		
Math	<= 20%	>= 80%		
Science				
Writing	Note 4	Note 4	Note 4	
English				
Composite				
<b>Growth</b>				
Reading	Note 1			
Math	Note 1			
Science	Note 1			
Writing	Note 1			

Notes
Note 1 : Data not provided by Wyoming Department of Education (WDE).
Note 2 : Data not available from WDE.
Note 3 : Data not available from WDE.
Note 4 : Writing Scores for SAWS and ACT writing not available.
Note 5: MEMORANDUM NO. 2013-107 from the WDE indicated that cut scores were adjusted because of a "fluctuation in proficiency rates that cannot credibly be attributed to real changes in student performance". See detailed notes concerning this issue.
Note 6 : Accountability Score not provided by WDE.
Note 7: If scores or percentages are blank, then either students were not tested with PAWS/ACT or there were less than five students tested.
Note 8: To protect individual student confidentiality, results are not reported for 5 or fewer students and performance percentages are capped and indicated with>= or <=.
Notes for school:

Mission Statement
<i>Douglas Rural Schools, in cooperation with parents and community, are committed to individualized education that empowers students to be respectful and responsible participants in their own life-long learning.</i>

2013 School Status Snapshot

Walker Creek Elementary

Converse #1

<b>Accountability Rating</b>  <span style="font-size: 2em; color: red;">?</span>  See Note 7
--

School Information			
<b>Basic info</b>	<b>Walker Creek Elementary</b>		
School ID		501009	
School Type		K-8	
Enrollment		7	
2012 Graduation Rate			
Year Built		2011	
Certified Instructors		Note 1	
Overall Student/Teacher ratio		Note 1	
% of students with one or more college courses		Note 2	
2012-13 AYP Status: Not In School Improvement			
<b>Student Groups</b>	<u>2011</u>	<u>2012</u>	<u>2013</u>
Students with Disabilities		Note 3	
Economically Disadvantaged		Note 3	
English Learners		Note 3	
<b>Principal</b>			
Lisa Weigel lweigel@ccsd1.org			
358-6187			
<b>Mailing Address</b>			
615 Hamilton Street Douglas Wyoming, 82633			
Website <a href="#">Walker Creek Elementary</a>			

	3-8 (PAWS) Note 8		11th Grade ACT Note 8	
	Below Proficient	Proficient and Advanced		
Reading				
Math				
Science				
Writing	Note 4	Note 4	Note 4	
English				
Composite				
<b>Growth</b>				
Reading	Note 1			
Math	Note 1			
Science	Note 1			
Writing	Note 1			

Notes
Note 1 : Data not provided by Wyoming Department of Education (WDE).
Note 2 : Data not available from WDE.
Note 3 : Data not available from WDE.
Note 4 : Writing Scores for SAWS and ACT writing not available.
Note 5: MEMORANDUM NO. 2013-107 from the WDE indicated that cut scores were adjusted because of a "fluctuation in proficiency rates that cannot credibly be attributed to real changes in student performance". See detailed notes concerning this issue.
Note 6 : Accountability Score not provided by WDE.
Note 7: If scores or percentages are blank, then either students were not tested with PAWS/ACT or there were less than five students tested.
Note 8: To protect individual student confidentiality, results are not reported for 5 or fewer students and performance percentages are capped and indicated with>= or <=.
Notes for school: Tested First Time in 2012

Mission Statement
<i>Douglas Rural Schools, in cooperation with parents and community, are committed to individualized education that empowers students to be respectful and responsible participants in their own life-long learning.</i>

2013 School Status Snapshot

Douglas Upper Elementary School

Converse #1

<b>Accountability Rating</b>  <span style="font-size: 2em; color: red;">?</span>  See Note 7
--

School Information			
<b>Basic info</b>	<b>Douglas Upper Elementary School</b>		
School ID	501010		
School Type	4-5		
Enrollment	389		
2012 Graduation Rate			
Year Built	1982		
Certified Instructors	Note 1		
Overall Student/Teacher ratio	Note 1		
% of students with one or more college courses	Note 2		
2012-13 AYP Status: School Improvement, Year 2			
<b>Student Groups</b>	<u>2011</u>	<u>2012</u>	<u>2013</u>
Students with Disabilities		Note 3	
Economically Disadvantaged		Note 3	
English Learners		Note 3	
<b>Principal</b>			
Brent Notman bnotman@ccsd1.org			
358-3502			
<b>Mailing Address</b>			
615 Hamilton Street Douglas Wyoming, 82633			
Website <a href="#">Douglas Upper Elementary Sch</a>			

	3-8 (PAWS) Note 8		11th Grade ACT Note 8
	Below Proficient	Proficient and Advanced	
Reading	28%	72%	
Math	19%	81%	
Science	46%	54%	
Writing	Note 4	Note 4	Note 4
English			
Composite			
<b>Growth</b>			
Reading	Note 1		
Math	Note 1		
Science	Note 1		
Writing	Note 1		

Notes
Note 1 : Data not provided by Wyoming Department of Education (WDE).
Note 2 : Data not available from WDE.
Note 3 : Data not available from WDE.
Note 4 : Writing Scores for SAWS and ACT writing not available.
Note 5: MEMORANDUM NO. 2013-107 from the WDE indicated that cut scores were adjusted because of a "fluctuation in proficiency rates that cannot credibly be attributed to real changes in student performance". See detailed notes concerning this issue.
Note 6 : Accountability Score not provided by WDE.
Note 7: If scores or percentages are blank, then either students were not tested with PAWS/ACT or there were less than five students tested.
Note 8: To protect individual student confidentiality, results are not reported for 5 or fewer students and performance percentages are capped and indicated with>= or <=.
Notes for school:

Mission Statement
None located

2013 School Status Snapshot

White Elementary

Converse #1

<b>Accountability Rating</b>  <span style="font-size: 2em; color: red;">?</span>  See Note 7
--

School Information			
<b>Basic info</b>	<b>White Elementary</b>		
School ID	501011		
School Type	K-8		
Enrollment	11		
2012 Graduation Rate			
Year Built	1980		
Certified Instructors	Note 1		
Overall Student/Teacher ratio	Note 1		
% of students with one or more college courses	Note 2		
2012-13 AYP Status: Not In School Improvement, Warning Year			
<b>Student Groups</b>	<u>2011</u>	<u>2012</u>	<u>2013</u>
Students with Disabilities		Note 3	
Economically Disadvantaged		Note 3	
English Learners		Note 3	
<b>Principal</b>			
Lisa Weigel lweigel@ccsd1.org			
358-6187			
<b>Mailing Address</b>			
615 Hamilton Street Douglas Wyoming, 82633			
Website <a href="#">White Elementary</a>			

	3-8 (PAWS) Note 8		11th Grade ACT Note 8	
	Below Proficient	Proficient and Advanced		
Reading	38%	63%		
Math	63%	38%		
Science				
Writing	Note 4	Note 4	Note 4	
English				
Composite				
<b>Growth</b>				
Reading	Note 1			
Math	Note 1			
Science	Note 1			
Writing	Note 1			

Notes
Note 1 : Data not provided by Wyoming Department of Education (WDE).
Note 2 : Data not available from WDE.
Note 3 : Data not available from WDE.
Note 4 : Writing Scores for SAWS and ACT writing not available.
Note 5: MEMORANDUM NO. 2013-107 from the WDE indicated that cut scores were adjusted because of a "fluctuation in proficiency rates that cannot credibly be attributed to real changes in student performance". See detailed notes concerning this issue.
Note 6 : Accountability Score not provided by WDE.
Note 7: If scores or percentages are blank, then either students were not tested with PAWS/ACT or there were less than five students tested.
Note 8: To protect individual student confidentiality, results are not reported for 5 or fewer students and performance percentages are capped and indicated with>= or <=.
Notes for school:

Mission Statement
<i>Douglas Rural Schools, in cooperation with parents and community, are committed to individualized education that empowers students to be respectful and responsible participants in their own life-long learning.</i>

2013 School Status Snapshot

Douglas Intermediate School

Converse #1

<b>Accountability Rating</b>  <span style="font-size: 2em; color: red;">?</span>  See Note 7
--

School Information			
<b>Basic info</b>	<b>Douglas Intermediate School</b>		
School ID	501013		
School Type	2-3		
Enrollment			
2012 Graduation Rate			
Year Built	1982		
Certified Instructors	Note 1		
Overall Student/Teacher ratio	Note 1		
% of students with one or more college courses	Note 2		
2012-13 AYP Status:			
<b>Student Groups</b>	<u>2011</u>	<u>2012</u>	<u>2013</u>
Students with Disabilities		Note 3	
Economically Disadvantaged		Note 3	
English Learners		Note 3	
<b>Principal</b>	Brent Notman bnotman@ccsd1.org		
	358-3502		
<b>Mailing Address</b>	615 Hamilton Street Douglas Wyoming, 82633		
Website	<a href="#">Douglas Intermediate School</a>		

Achievement	3-8 (PAWS) Note 8		11th Grade ACT Note 8	
	Below Proficient	Proficient and Advanced		
Reading				
Math				
Science				
Writing	Note 4	Note 4	Note 4	
English				
Composite				
Growth				
Reading	Note 1			
Math	Note 1			
Science	Note 1			
Writing	Note 1			

Notes
Note 1 : Data not provided by Wyoming Department of Education (WDE).
Note 2 : Data not available from WDE.
Note 3 : Data not available from WDE.
Note 4 : Writing Scores for SAWS and ACT writing not available.
Note 5: MEMORANDUM NO. 2013-107 from the WDE indicated that cut scores were adjusted because of a "fluctuation in proficiency rates that cannot credibly be attributed to real changes in student performance". See detailed notes concerning this issue.
Note 6 : Accountability Score not provided by WDE.
Note 7: If scores or percentages are blank, then either students were not tested with PAWS/ACT or there were less than five students tested.
Note 8: To protect individual student confidentiality, results are not reported for 5 or fewer students and performance percentages are capped and indicated with>= or <=.
Notes for school:

Mission Statement
<i>The mission of Douglas Intermediate School is to provide a nurturing, safe environment with high expectations so that our students become life-long learners and strive to be responsible, respectful, productive citizens.</i>

2013 School Status Snapshot

Douglas Middle School

Converse #1

<b>Accountability Rating</b>  <span style="font-size: 2em; color: red;">?</span>  See Note 7
--

School Information			
<b>Basic info</b>	<b>Douglas Middle School</b>		
School ID	501050		
School Type	6-8		
Enrollment	374		
2012 Graduation Rate			
Year Built	1988		
Certified Instructors	Note 1		
Overall Student/Teacher ratio	Note 1		
% of students with one or more college courses	Note 2		
2012-13 AYP Status: School Improvement, Year 3			
<b>Student Groups</b>	<u>2011</u>	<u>2012</u>	<u>2013</u>
Students with Disabilities		Note 3	
Economically Disadvantaged		Note 3	
English Learners		Note 3	
<b>Principal</b>			
Eric Pingrey epingrey@ccsd1.org			
358-9771			
<b>Mailing Address</b>			
615 Hamilton Street Douglas Wyoming, 82633			
Website <a href="#">Douglas Middle School</a>			

	3-8 (PAWS) Note 8		11th Grade ACT Note 8
	Below Proficient	Proficient and Advanced	
Reading	22%	78%	
Math	19%	81%	
Science	66%	34%	
Writing	Note 4	Note 4	Note 4
English			
Composite			
<b>Growth</b>			
Reading	Note 1		
Math	Note 1		
Science	Note 1		
Writing	Note 1		

Notes
Note 1 : Data not provided by Wyoming Department of Education (WDE).
Note 2 : Data not available from WDE.
Note 3 : Data not available from WDE.
Note 4 : Writing Scores for SAWS and ACT writing not available.
Note 5: MEMORANDUM NO. 2013-107 from the WDE indicated that cut scores were adjusted because of a "fluctuation in proficiency rates that cannot credibly be attributed to real changes in student performance". See detailed notes concerning this issue.
Note 6 : Accountability Score not provided by WDE.
Note 7: If scores or percentages are blank, then either students were not tested with PAWS/ACT or there were less than five students tested.
Note 8: To protect individual student confidentiality, results are not reported for 5 or fewer students and performance percentages are capped and indicated with>= or <=.
Notes for school:

Mission Statement
None located

2013 School Status Snapshot

Douglas High School

Converse #1

<b>Accountability Rating</b>  <span style="font-size: 2em; color: red;">?</span>  See Note 7
--

School Information			
<b>Basic info</b>	<b>Douglas High School</b>		
School ID	501055		
School Type	9-12		
Enrollment	518		
2012 Graduation Rate	83.0%		
Year Built	1983		
Certified Instructors	Note 1		
Overall Student/Teacher ratio	Note 1		
% of students with one or more college courses	Note 2		
2012-13 AYP Status: Not In School Improvement, Warning Year			
<b>Student Groups</b>	<u>2011</u>	<u>2012</u>	<u>2013</u>
Students with Disabilities		Note 3	
Economically Disadvantaged		Note 3	
English Learners		Note 3	
<b>Principal</b>			
Dan Edwards dedwards@ccsd1.org			
358-2940			
<b>Mailing Address</b>			
615 Hamilton Street Douglas Wyoming, 82633			
Website <a href="#">Douglas High School</a>			

Achievement				
	3-8 (PAWS) Note 8		11th Grade ACT Note 8	
	Below Proficient	Proficient and Advanced		
Reading			<b>21.6</b>	
Math			<b>19.2</b>	
Science			<b>20.2</b>	
Writing	Note 4	Note 4	Note 4	
English			<b>19.2</b>	
Composite			<b>20.1</b>	
<b>Growth</b>				
Reading	Note 1			
Math	Note 1			
Science	Note 1			
Writing	Note 1			

Notes
Note 1 : Data not provided by Wyoming Department of Education (WDE).
Note 2 : Data not available from WDE.
Note 3 : Data not available from WDE.
Note 4 : Writing Scores for SAWS and ACT writing not available.
Note 5: MEMORANDUM NO. 2013-107 from the WDE indicated that cut scores were adjusted because of a "fluctuation in proficiency rates that cannot credibly be attributed to real changes in student performance". See detailed notes concerning this issue.
Note 6 : Accountability Score not provided by WDE.
Note 7: If scores or percentages are blank, then either students were not tested with PAWS/ACT or there were less than five students tested.
Note 8: To protect individual student confidentiality, results are not reported for 5 or fewer students and performance percentages are capped and indicated with>= or <=.
Notes for school:

Mission Statement
<i>Douglas High School is dedicated to preparing all students to become accountable life long learners.</i>



## Converse County School District #2

Accountability Rating

?

See Note 5

### District Information

<b>Basic info</b>			
<b>Converse County School District #2</b>		<b>502000</b>	
Number of Schools		5	
Total enrollment		675	
Total State and Local Funding (2011-12)		\$10,484,024	
Per Student Funding		\$15,532	
Per Student Net Unrestricted Assets		\$4,225	
Certified Instructors		Note 1	
Overall Student/Teacher ratio		Note 1	
% of students with one or more college courses		Note 2	
2012-13 AYP Status: Not In District Improvement			
<b>Student Groups</b>			
	<u>2011</u>	<u>2012</u>	<u>2013</u>
Students with Disabilities		Note 3	
Economically Disadvantaged		Note 3	
English Learners		Note 3	
<b>Superintendent</b>			
Kirk Hughes			
436-5331			
khughes@cnv2.k12.wy.us			
<b>Mailing Address</b>			
P.O. Box 1300			
Glenrock, Wyoming 82637			

### Achievement

	3-8 (PAWS) Note 6			ACT 11th grade scores Note 6		
	Proficient and Advanced	State Proficient and Advanced (including District)	State Proficient and Advanced (excluding District)	District 11th Grade ACT	State 11th Grade ACT (including District)	State 11th Grade ACT (excluding District)
Reading	73.9%	74.6%	74.6%	20.5	20.1	20.1
Math	75.6%	79.0%	79.0%	19.9	19.7	19.6
Science	47.5%	50.8%	50.9%	19.9	19.8	19.8
Writing	Note 4	Note 4	Note 4	Note 4	Note 4	Note 4
English				18.2	18.8	18.8
Composite				19.7	19.7	19.7

### Growth

Reading	Note 5
Math	Note 5
Science	Note 5
Writing	Note 5

### Notes

Note 1: Information not provided by Wyoming Department of Education (WDE).

Note 2: Information not available from WDE

Note 3: Information not provided by WDE.

Note 4: Writing scores for SAWS and ACT not released by WDE.

Note 5: Growth and Accountability data not provided by WDE.

Note 6: To protect individual student confidentiality, results are not reported for 5 or fewer students and performance percentages are capped and indicated with >= or <=.

2013 School Status Snapshot

Boxelder Elementary

Converse #2

<b>Accountability Rating</b>  <span style="font-size: 2em; color: red;">?</span>  See Note 7
--

School Information			
<b>Basic info</b>	<b>Boxelder Elementary</b>		
School ID		502001	
School Type		K-6	
Enrollment		2	
2012 Graduation Rate			
Year Built		1977	
Certified Instructors		Note 1	
Overall Student/Teacher ratio		Note 1	
% of students with one or more college courses		Note 2	
2012-13 AYP Status: Not In School Improvement			
<b>Student Groups</b>	<u>2011</u>	<u>2012</u>	<u>2013</u>
Students with Disabilities		Note 3	
Economically Disadvantaged		Note 3	
English Learners		Note 3	
<b>Principal</b>			
Justin Shadrick cshadrick@cnv2.k12.wy.us			
436-2774			
<b>Mailing Address</b>			
1866 Boxelder Road Glenrock Wyoming, 82637			
Website <a href="#">Boxelder Elementary</a>			

Achievement				
	3-8 (PAWS) Note 8		11th Grade ACT Note 8	
	Below Proficient	Proficient and Advanced		
Reading				
Math				
Science				
Writing	Note 4	Note 4	Note 4	
English				
Composite				
Growth				
Reading	Note 1			
Math	Note 1			
Science	Note 1			
Writing	Note 1			

Notes
Note 1 : Data not provided by Wyoming Department of Education (WDE).
Note 2 : Data not available from WDE.
Note 3 : Data not available from WDE.
Note 4 : Writing Scores for SAWS and ACT writing not available.
Note 5: MEMORANDUM NO. 2013-107 from the WDE indicated that cut scores were adjusted because of a "fluctuation in proficiency rates that cannot credibly be attributed to real changes in student performance". See detailed notes concerning this issue.
Note 6 : Accountability Score not provided by WDE.
Note 7: If scores or percentages are blank, then either students were not tested with PAWS/ACT or there were less than five students tested.
Note 8: To protect individual student confidentiality, results are not reported for 5 or fewer students and performance percentages are capped and indicated with>= or <=.
Notes for school: Not Tested in Spring 2013, Spring 2012

Mission Statement
None located

2013 School Status Snapshot

Grant Elementary

Converse #2

<b>Accountability Rating</b>  <span style="font-size: 2em; color: red;">?</span>  See Note 7
--

School Information			
<b>Basic info</b>	<b>Grant Elementary</b>		
School ID	502004		
School Type	K-4		
Enrollment	252		
2012 Graduation Rate			
Year Built	2008		
Certified Instructors	Note 1		
Overall Student/Teacher ratio	Note 1		
% of students with one or more college courses	Note 2		
2012-13 AYP Status: Not In School Improvement			
<b>Student Groups</b>	<u>2011</u>	<u>2012</u>	<u>2013</u>
Students with Disabilities		Note 3	
Economically Disadvantaged		Note 3	
English Learners		Note 3	
<b>Principal</b>			
Justin Shadrick cshadrick@cnv2.k12.wy.us			
436-2774			
<b>Mailing Address</b>			
P.O. Box 1300 Glenrock Wyoming, 82637			
Website <a href="#">Grant Elementary</a>			

Achievement	3-8 (PAWS) Note 8		11th Grade ACT Note 8
	Below Proficient	Proficient and Advanced	
Reading	20%	80%	
Math	13%	88%	
Science	38%	62%	
Writing	Note 4	Note 4	Note 4
English			
Composite			
<b>Growth</b>			
Reading	Note 1		
Math	Note 1		
Science	Note 1		
Writing	Note 1		

Notes
Note 1 : Data not provided by Wyoming Department of Education (WDE).
Note 2 : Data not available from WDE.
Note 3 : Data not available from WDE.
Note 4 : Writing Scores for SAWS and ACT writing not available.
Note 5: MEMORANDUM NO. 2013-107 from the WDE indicated that cut scores were adjusted because of a "fluctuation in proficiency rates that cannot credibly be attributed to real changes in student performance". See detailed notes concerning this issue.
Note 6 : Accountability Score not provided by WDE.
Note 7: If scores or percentages are blank, then either students were not tested with PAWS/ACT or there were less than five students tested.
Note 8: To protect individual student confidentiality, results are not reported for 5 or fewer students and performance percentages are capped and indicated with>= or <=.
Notes for school:

**Mission Statement**

*In partnership with students, parents, staff and community our purpose is to ensure a safe and orderly environment where all students receive quality educational experiences which empower them to be responsible citizens and lifelong learners.*

**2013 School Status Snapshot**

**Glenrock Intermediate School**

**Converse #2**

<b>Accountability Rating</b>  <span style="font-size: 2em; color: red;">?</span>  See Note 7
--

School Information			
<b>Basic info</b>	<b>Glenrock Intermediate School</b>		
School ID	502007		
School Type	5-6		
Enrollment	99		
2012 Graduation Rate			
Year Built	1969		
Certified Instructors	Note 1		
Overall Student/Teacher ratio	Note 1		
% of students with one or more college courses	Note 2		
2012-13 AYP Status: Not In School Improvement			
<b>Student Groups</b>	<u>2011</u>	<u>2012</u>	<u>2013</u>
Students with Disabilities		Note 3	
Economically Disadvantaged		Note 3	
English Learners		Note 3	
<b>Principal</b>			
Scott Gion			
sgion@cnv2.k12.wy.us			
436-9258			
<b>Mailing Address</b>			
P.O. Box 1300			
Glenrock Wyoming, 82637			
Website <a href="#">Glenrock Intermediate School</a>			

Achievement	3-8 (PAWS) Note 8		11th Grade ACT Note 8
	Below Proficient	Proficient and Advanced	
Reading	21%	79%	
Math	18%	82%	
Science			
Writing	Note 4	Note 4	Note 4
English			
Composite			
<b>Growth</b>			
Reading	Note 1		
Math	Note 1		
Science	Note 1		
Writing	Note 1		

Notes
Note 1 : Data not provided by Wyoming Department of Education (WDE).
Note 2 : Data not available from WDE.
Note 3 : Data not available from WDE.
Note 4 : Writing Scores for SAWS and ACT writing not available.
Note 5: MEMORANDUM NO. 2013-107 from the WDE indicated that cut scores were adjusted because of a "fluctuation in proficiency rates that cannot credibly be attributed to real changes in student performance". See detailed notes concerning this issue.
Note 6 : Accountability Score not provided by WDE.
Note 7: If scores or percentages are blank, then either students were not tested with PAWS/ACT or there were less than five students tested.
Note 8: To protect individual student confidentiality, results are not reported for 5 or fewer students and performance percentages are capped and indicated with>= or <=.
Notes for school:

**Mission Statement**

*In partnership with students, parents, staff and community our purpose is to ensure a safe and orderly environment where all students receive quality educational experiences which empower them to be responsible citizens and lifelong learners.*

**2013 School Status Snapshot**

**Glenrock Middle School**

**Converse #2**

<b>Accountability Rating</b>  <span style="font-size: 2em; color: red;">?</span>  See Note 7
--

School Information			
<b>Basic info</b>	<b>Glenrock Middle School</b>		
School ID	502050		
School Type	7-8		
Enrollment	113		
2012 Graduation Rate			
Year Built	1968		
Certified Instructors	Note 1		
Overall Student/Teacher ratio	Note 1		
% of students with one or more college courses	Note 2		
2012-13 AYP Status: Not In School Improvement, Warning Year			
<b>Student Groups</b>	<u>2011</u>	<u>2012</u>	<u>2013</u>
Students with Disabilities		Note 3	
Economically Disadvantaged		Note 3	
English Learners		Note 3	
<b>Principal</b>			
Scott Gion sgion@cnv2.k12.wy.us			
436-9258			
<b>Mailing Address</b>			
P.O. Box 1300 Glenrock Wyoming, 82637			
Website <a href="#">Glenrock Middle School</a>			

	3-8 (PAWS) Note 8		11th Grade ACT Note 8	
	Below Proficient	Proficient and Advanced		
Reading	35%	65%		
Math	40%	60%		
Science	65%	35%		
Writing	Note 4	Note 4	Note 4	
English				
Composite				
<b>Growth</b>				
Reading	Note 1			
Math	Note 1			
Science	Note 1			
Writing	Note 1			

Notes
Note 1 : Data not provided by Wyoming Department of Education (WDE).
Note 2 : Data not available from WDE.
Note 3 : Data not available from WDE.
Note 4 : Writing Scores for SAWS and ACT writing not available.
Note 5: MEMORANDUM NO. 2013-107 from the WDE indicated that cut scores were adjusted because of a "fluctuation in proficiency rates that cannot credibly be attributed to real changes in student performance". See detailed notes concerning this issue.
Note 6 : Accountability Score not provided by WDE.
Note 7: If scores or percentages are blank, then either students were not tested with PAWS/ACT or there were less than five students tested.
Note 8: To protect individual student confidentiality, results are not reported for 5 or fewer students and performance percentages are capped and indicated with>= or <=.
Notes for school:

Mission Statement
<i>In partnership with students, parents, staff and community our purpose is to ensure a safe and orderly environment where all students receive quality educational experiences which empower them to be responsible citizens and lifelong learners.</i>

2013 School Status Snapshot

Glenrock High School

Converse #2

<b>Accountability Rating</b>  <span style="font-size: 2em; color: red;">?</span>  See Note 7
--

School Information			
<b>Basic info</b>	<b>Glenrock High School</b>		
School ID		502055	
School Type		9-12	
Enrollment		209	
2012 Graduation Rate		80.3%	
Year Built		1987	
Certified Instructors		Note 1	
Overall Student/Teacher ratio		Note 1	
% of students with one or more college courses		Note 2	
2012-13 AYP Status: Not In School Improvement			
<b>Student Groups</b>	<u>2011</u>	<u>2012</u>	<u>2013</u>
Students with Disabilities		Note 3	
Economically Disadvantaged		Note 3	
English Learners		Note 3	
<b>Principal</b>			
Christopher Gray cgray@cnv2.k12.wy.us			
436-9201			
<b>Mailing Address</b>			
P.O. Box 1300 Glenrock Wyoming, 82637			
Website <a href="#">Glenrock High School</a>			

Achievement		3-8 (PAWS) Note 8		11th Grade ACT Note 8
		Below Proficient	Proficient and Advanced	
Reading				<b>20.5</b>
Math				<b>19.9</b>
Science				<b>19.9</b>
Writing	Note 4		Note 4	Note 4
English				<b>18.2</b>
Composite				<b>19.7</b>
<b>Growth</b>				
Reading	Note 1			
Math	Note 1			
Science	Note 1			
Writing	Note 1			

Notes
Note 1 : Data not provided by Wyoming Department of Education (WDE).
Note 2 : Data not available from WDE.
Note 3 : Data not available from WDE.
Note 4 : Writing Scores for SAWS and ACT writing not available.
Note 5: MEMORANDUM NO. 2013-107 from the WDE indicated that cut scores were adjusted because of a "fluctuation in proficiency rates that cannot credibly be attributed to real changes in student performance". See detailed notes concerning this issue.
Note 6 : Accountability Score not provided by WDE.
Note 7: If scores or percentages are blank, then either students were not tested with PAWS/ACT or there were less than five students tested.
Note 8: To protect individual student confidentiality, results are not reported for 5 or fewer students and performance percentages are capped and indicated with>= or <=.
Notes for school:

**Mission Statement**

*In partnership with students, parents, staff and community our purpose is to ensure a safe and orderly environment where all students receive quality educational experiences which empower them to be responsible citizens and lifelong learners.*

# Crook County School District #1

<b>Accountability Rating</b>  <span style="font-size: 2em; color: red;">?</span>  See Note 5
--

## District Information

<b>Basic info</b>	<b>Crook County School District #1</b>	<b>601000</b>	
Number of Schools		6	
Total enrollment		1075	
Total State and Local Funding (2011-12)		\$19,824,665	
Per Student Funding		\$18,442	
Per Student Net Unrestricted Assets		\$5,317	
Certified Instructors		Note 1	
Overall Student/Teacher ratio		Note 1	
% of students with one or more college courses		Note 2	
2012-13 AYP Status: Not In District Improvement			
<b>Student Groups</b>	<u>2011</u>	<u>2012</u>	<u>2013</u>
Students with Disabilities		Note 3	
Economically Disadvantaged		Note 3	
English Learners		Note 3	
<b>Superintendent</b>			
Byron Stutzman 283-2299 stutzmanb@crook1.com			
<b>Mailing Address</b>			
P.O. Box 830 Sundance, Wyoming 82729			

## Achievement

	3-8 (PAWS) Note 6			ACT 11th grade scores Note 6		
	Proficient and Advanced	State Proficient and Advanced (including District)	State Proficient and Advanced (excluding District)	District 11th Grade ACT	State 11th Grade ACT (including District)	State 11th Grade ACT (excluding District)
Reading	77.4%	74.6%	74.6%	19.8	20.1	20.1
Math	86.8%	79.0%	78.9%	20.1	19.7	19.6
Science	65.3%	50.8%	50.7%	19.6	19.8	19.8
Writing	Note 4	Note 4	Note 4	Note 4	Note 4	Note 4
English				18.1	18.8	18.8
Composite				19.5	19.7	19.7
<b>Growth</b>						
Reading	Note 5					
Math	Note 5					
Science	Note 5					
Writing	Note 5					

## Notes

Note 1: Information not provided by Wyoming Department of Education (WDE).

Note 2: Information not available from WDE

Note 3: Information not provided by WDE.

Note 4: Writing scores for SAWS and ACT not released by WDE.

Note 5: Growth and Accountability data not provided by WDE.

Note 6: To protect individual student confidentiality, results are not reported for 5 or fewer students and performance percentages are capped and indicated with >= or <=.

**2013 School Status Snapshot**

**Moorcroft Elementary**

**Crook #1**

<b>Accountability Rating</b>  <span style="font-size: 2em; color: red;">?</span>  See Note 7
--

School Information			
<b>Basic info</b>	<b>Moorcroft Elementary</b>		
School ID	601005		
School Type	K-6		
Enrollment	303		
2012 Graduation Rate			
Year Built	1933		
Certified Instructors	Note 1		
Overall Student/Teacher ratio	Note 1		
% of students with one or more college courses	Note 2		
2012-13 AYP Status: Not In School Improvement			
<b>Student Groups</b>	<u>2011</u>	<u>2012</u>	<u>2013</u>
Students with Disabilities		Note 3	
Economically Disadvantaged		Note 3	
English Learners		Note 3	
<b>Principal</b>			
Linda Wolfskill wolfskilll@crook1.com			
756-3781			
<b>Mailing Address</b>			
P.O. Box 40 Moorcroft Wyoming, 82721			
Website <a href="#">Moorcroft Elementary</a>			

	3-8 (PAWS) Note 8		11th Grade ACT Note 8	
	Below Proficient	Proficient and Advanced		
Reading	15%	<b>85%</b>		
Math	5%	<b>95%</b>		
Science	19%	<b>81%</b>		
Writing	Note 4	Note 4	Note 4	
English				
Composite				
<b>Growth</b>				
Reading	Note 1			
Math	Note 1			
Science	Note 1			
Writing	Note 1			

Notes
Note 1 : Data not provided by Wyoming Department of Education (WDE).
Note 2 : Data not available from WDE.
Note 3 : Data not available from WDE.
Note 4 : Writing Scores for SAWS and ACT writing not available.
Note 5: MEMORANDUM NO. 2013-107 from the WDE indicated that cut scores were adjusted because of a "fluctuation in proficiency rates that cannot credibly be attributed to real changes in student performance". See detailed notes concerning this issue.
Note 6 : Accountability Score not provided by WDE.
Note 7: If scores or percentages are blank, then either students were not tested with PAWS/ACT or there were less than five students tested.
Note 8: To protect individual student confidentiality, results are not reported for 5 or fewer students and performance percentages are capped and indicated with>= or <=.
Notes for school:

Mission Statement
<i>Promoting a Caring, Safe, Learning Community that Prepares Students for LIFE: Leadership, Innovation, Friendship, Exploration.</i>



**2013 School Status Snapshot**

**Sundance Elementary**

**Crook #1**

<b>Accountability Rating</b>  <span style="font-size: 2em; color: red;">?</span>  See Note 7
--

School Information			
<b>Basic info</b>	<b>Sundance Elementary</b>		
School ID	601007		
School Type	K-6		
Enrollment	204		
2012 Graduation Rate			
Year Built	1974		
Certified Instructors	Note 1		
Overall Student/Teacher ratio	Note 1		
% of students with one or more college courses	Note 2		
2012-13 AYP Status: Not In School Improvement, Warning Year			
<b>Student Groups</b>	<u>2011</u>	<u>2012</u>	<u>2013</u>
Students with Disabilities		Note 3	
Economically Disadvantaged		Note 3	
English Learners		Note 3	
<b>Principal</b>			
Brian Hartwig hartwigb@crook1.com			
283-1227			
<b>Mailing Address</b>			
P.O. Box 870 Sundance Wyoming, 82729			
Website <a href="#">Sundance Elementary</a>			

Achievement	3-8 (PAWS) Note 8		11th Grade ACT Note 8
	Below Proficient	Proficient and Advanced	
Reading	27%	<b>73%</b>	
Math	15%	<b>85%</b>	
Science	27%	<b>73%</b>	
Writing	Note 4	Note 4	Note 4
English			
Composite			
<b>Growth</b>			
Reading	Note 1		
Math	Note 1		
Science	Note 1		
Writing	Note 1		

Notes
Note 1 : Data not provided by Wyoming Department of Education (WDE).
Note 2 : Data not available from WDE.
Note 3 : Data not available from WDE.
Note 4 : Writing Scores for SAWS and ACT writing not available.
Note 5: MEMORANDUM NO. 2013-107 from the WDE indicated that cut scores were adjusted because of a "fluctuation in proficiency rates that cannot credibly be attributed to real changes in student performance". See detailed notes concerning this issue.
Note 6 : Accountability Score not provided by WDE.
Note 7: If scores or percentages are blank, then either students were not tested with PAWS/ACT or there were less than five students tested.
Note 8: To protect individual student confidentiality, results are not reported for 5 or fewer students and performance percentages are capped and indicated with>= or <=.
Notes for school:

Mission Statement
<i>Our mission is to provide an excellent education for every student in every classroom every day.</i>

2013 School Status Snapshot

Sundance Secondary School

Crook #1

<b>Accountability Rating</b>  <span style="font-size: 2em; color: red;">?</span>  See Note 7
--

School Information			
<b>Basic info</b>	<b>Sundance Secondary School</b>		
School ID	601048		
School Type	7-12		
Enrollment	163		
2012 Graduation Rate	96.7%		
Year Built	1988		
Certified Instructors	Note 1		
Overall Student/Teacher ratio	Note 1		
% of students with one or more college courses	Note 2		
2012-13 AYP Status: Not In School Improvement			
<b>Student Groups</b>	<u>2011</u>	<u>2012</u>	<u>2013</u>
Students with Disabilities		Note 3	
Economically Disadvantaged		Note 3	
English Learners		Note 3	
<b>Principal</b>			
Mark Broderson brodersonm@crook1.com			
283-1007			
<b>Mailing Address</b>			
P.O. Box 850 Sundance Wyoming, 82729			
Website <a href="#">Sundance Secondary School</a>			

	3-8 (PAWS) Note 8		11th Grade ACT Note 8	
	Below Proficient	Proficient and Advanced		
Reading	22%	78%	19.5	
Math	16%	84%	20.4	
Science	35%	65%	19.8	
Writing	Note 4	Note 4	Note 4	
English			17.8	
Composite			19.5	
<b>Growth</b>				
Reading	Note 1			
Math	Note 1			
Science	Note 1			
Writing	Note 1			

Notes
Note 1 : Data not provided by Wyoming Department of Education (WDE).
Note 2 : Data not available from WDE.
Note 3 : Data not available from WDE.
Note 4 : Writing Scores for SAWS and ACT writing not available.
Note 5: MEMORANDUM NO. 2013-107 from the WDE indicated that cut scores were adjusted because of a "fluctuation in proficiency rates that cannot credibly be attributed to real changes in student performance". See detailed notes concerning this issue.
Note 6 : Accountability Score not provided by WDE.
Note 7: If scores or percentages are blank, then either students were not tested with PAWS/ACT or there were less than five students tested.
Note 8: To protect individual student confidentiality, results are not reported for 5 or fewer students and performance percentages are capped and indicated with>= or <=.
Notes for school:

Mission Statement
<i>Inspiring 21st Century Skills: Student Centered - Teacher Led - Parent Partnered.</i>

**2013 School Status Snapshot**

**Hulett School**

**Crook #1**

<b>Accountability Rating</b>  <span style="font-size: 2em; color: red;">?</span>  See Note 7
--

School Information			
<b>Basic info</b>	<b>Hulett School</b>		
School ID	601049		
School Type	K-12		
Enrollment	157		
2012 Graduation Rate	100.0%		
Year Built	2007		
Certified Instructors	Note 1		
Overall Student/Teacher ratio	Note 1		
% of students with one or more college courses	Note 2		
2012-13 AYP Status: Not In School Improvement, Warning Year			
<b>Student Groups</b>	<u>2011</u>	<u>2012</u>	<u>2013</u>
Students with Disabilities		Note 3	
Economically Disadvantaged		Note 3	
English Learners		Note 3	
<b>Principal</b>			
Darlene Hartman-Hallam hartman-hallamd@crook1.com			
467-5231 x 4			
<b>Mailing Address</b>			
P.O. Box 127 Hulett Wyoming, 82720			
Website <a href="#">Hulett School</a>			

	3-8 (PAWS) Note 8		11th Grade ACT Note 8	
	Below Proficient	Proficient and Advanced		
Reading	36%	<b>64%</b>	<b>20.3</b>	
Math	28%	<b>72%</b>	<b>21.2</b>	
Science	50%	<b>50%</b>	<b>21.3</b>	
Writing	Note 4	Note 4	Note 4	
English			<b>20.0</b>	
Composite			<b>20.8</b>	
<b>Growth</b>				
Reading	Note 1			
Math	Note 1			
Science	Note 1			
Writing	Note 1			

Notes
Note 1 : Data not provided by Wyoming Department of Education (WDE).
Note 2 : Data not available from WDE.
Note 3 : Data not available from WDE.
Note 4 : Writing Scores for SAWS and ACT writing not available.
Note 5: MEMORANDUM NO. 2013-107 from the WDE indicated that cut scores were adjusted because of a "fluctuation in proficiency rates that cannot credibly be attributed to real changes in student performance". See detailed notes concerning this issue.
Note 6 : Accountability Score not provided by WDE.
Note 7: If scores or percentages are blank, then either students were not tested with PAWS/ACT or there were less than five students tested.
Note 8: To protect individual student confidentiality, results are not reported for 5 or fewer students and performance percentages are capped and indicated with>= or <=.
Notes for school:

Mission Statement
<i>Provide a safe environment to promote: Lifelong learning in a global community, A tolerance for diversity, Critical and innovative communication and thinking, Ethical leadership.</i>

**2013 School Status Snapshot**

**Bear Lodge High School**

**Crook #1**

<b>Accountability Rating</b>  <span style="font-size: 2em; color: red;">?</span>  See Note 7
--

School Information			
<b>Basic info</b>	<b>Bear Lodge High School</b>		
School ID		601058	
School Type		8-12	
Enrollment		17	
2012 Graduation Rate		87.5%	
Year Built		2001	
Certified Instructors		Note 1	
Overall Student/Teacher ratio		Note 1	
% of students with one or more college courses		Note 2	
2012-13 AYP Status: Not in School Improvement			
<b>Student Groups</b>	<u>2011</u>	<u>2012</u>	<u>2013</u>
Students with Disabilities		Note 3	
Economically Disadvantaged		Note 3	
English Learners		Note 3	
<b>Principal</b>			
Jason Moss mossj@crook1.com			
283-2144			
<b>Mailing Address</b>			
P.O. Box 1160 Sundance Wyoming, 82729			
Website <a href="#">Bear Lodge High School</a>			

Achievement		3-8 (PAWS) Note 8		11th Grade ACT Note 8
		Below Proficient	Proficient and Advanced	
Reading				<b>14.8</b>
Math				<b>15.8</b>
Science				<b>13.4</b>
Writing	Note 4		Note 4	Note 4
English				<b>13.0</b>
Composite				<b>14.6</b>
<b>Growth</b>				
Reading	Note 1			
Math	Note 1			
Science	Note 1			
Writing	Note 1			

Notes
Note 1 : Data not provided by Wyoming Department of Education (WDE).
Note 2 : Data not available from WDE.
Note 3 : Data not available from WDE.
Note 4 : Writing Scores for SAWS and ACT writing not available.
Note 5: MEMORANDUM NO. 2013-107 from the WDE indicated that cut scores were adjusted because of a "fluctuation in proficiency rates that cannot credibly be attributed to real changes in student performance". See detailed notes concerning this issue.
Note 6 : Accountability Score not provided by WDE.
Note 7: If scores or percentages are blank, then either students were not tested with PAWS/ACT or there were less than five students tested.
Note 8: To protect individual student confidentiality, results are not reported for 5 or fewer students and performance percentages are capped and indicated with>= or <=.
Notes for school:

Mission Statement
<i>The students at Bear Lodge High School will raise their performance using 21st Century Skills in an environment centered around project-based learning, choice, affirmation, acceptance and value, affiliation and belonging.</i>

2013 School Status Snapshot

Moorcroft Secondary School

Crook #1

<b>Accountability Rating</b>  <span style="font-size: 2em; color: red;">?</span>  See Note 7
--

School Information			
<b>Basic info</b>	<b>Moorcroft Secondary School</b>		
School ID	601059		
School Type	7-12		
Enrollment	231		
2012 Graduation Rate	92.9%		
Year Built	1988		
Certified Instructors	Note 1		
Overall Student/Teacher ratio	Note 1		
% of students with one or more college courses	Note 2		
2012-13 AYP Status: Not In School Improvement			
<b>Student Groups</b>	<u>2011</u>	<u>2012</u>	<u>2013</u>
Students with Disabilities		Note 3	
Economically Disadvantaged		Note 3	
English Learners		Note 3	
<b>Principal</b>			
Jeffrey Rieckman rieckmanj@crook1.com			
756-3446			
<b>Mailing Address</b>			
P.O. Box 129 Moorcroft Wyoming, 82721			
Website <a href="#">Moorcroft Secondary School</a>			

	3-8 (PAWS) Note 8		11th Grade ACT Note 8
	Below Proficient	Proficient and Advanced	
Reading	21%	79%	20.5
Math	13%	87%	19.9
Science	47%	53%	19.6
Writing	Note 4	Note 4	Note 4
English			18.3
Composite			19.7
<b>Growth</b>			
Reading	Note 1		
Math	Note 1		
Science	Note 1		
Writing	Note 1		

Notes
Note 1 : Data not provided by Wyoming Department of Education (WDE).
Note 2 : Data not available from WDE.
Note 3 : Data not available from WDE.
Note 4 : Writing Scores for SAWS and ACT writing not available.
Note 5: MEMORANDUM NO. 2013-107 from the WDE indicated that cut scores were adjusted because of a "fluctuation in proficiency rates that cannot credibly be attributed to real changes in student performance". See detailed notes concerning this issue.
Note 6 : Accountability Score not provided by WDE.
Note 7: If scores or percentages are blank, then either students were not tested with PAWS/ACT or there were less than five students tested.
Note 8: To protect individual student confidentiality, results are not reported for 5 or fewer students and performance percentages are capped and indicated with>= or <=.
Notes for school:

Mission Statement
<i>Moorcroft High School will provide a safe learning environment that advocates: Rigorous expectations for students and staff, Relevant application of learning, and Responsible 21st Century citizens.</i>

# Fremont County School District # 1

<b>Accountability Rating</b>  <span style="font-size: 2em; color: red;">?</span>  See Note 5
--

## District Information

<b>Basic info</b>	<b>Fremont County School District # 1</b>	<b>701000</b>	
Number of Schools		6	
Total enrollment		1388	
Total State and Local Funding (2011-12)		\$25,709,709	
Per Student Funding		\$15,377	
Per Student Net Unrestricted Assets		\$3,891	
Certified Instructors		Note 1	
Overall Student/Teacher ratio		Note 1	
% of students with one or more college courses		Note 2	
2012-13 AYP Status: Not In District Improvement			
<b>Student Groups</b>	<u>2011</u>	<u>2012</u>	<u>2013</u>
Students with Disabilities		Note 3	
Economically Disadvantaged		Note 3	
English Learners		Note 3	
<b>Superintendent</b>			
Mike Bowman			
332-4711			
mbowman@landerschools.org			
<b>Mailing Address</b>			
400 Baldwin Creek Road			
Lander, Wyoming 82520			

## Achievement

	3-8 (PAWS) Note 6			ACT 11th grade scores Note 6		
	Proficient and Advanced	State Proficient and Advanced (including District)	State Proficient and Advanced (excluding District)	District 11th Grade ACT	State 11th Grade ACT (including District)	State 11th Grade ACT (excluding District)
Reading	79.7%	74.6%	74.5%	20.5	20.1	20.1
Math	84.2%	79.0%	78.9%	20.0	19.7	19.6
Science	62.7%	50.8%	50.6%	20.3	19.8	19.8
Writing	Note 4	Note 4	Note 4	Note 4	Note 4	Note 4
English				19.0	18.8	18.8
Composite				20.0	19.7	19.7

## Growth

Reading	Note 5
Math	Note 5
Science	Note 5
Writing	Note 5

## Notes

Note 1: Information not provided by Wyoming Department of Education (WDE).

Note 2: Information not available from WDE

Note 3: Information not provided by WDE.

Note 4: Writing scores for SAWS and ACT not released by WDE.

Note 5: Growth and Accountability data not provided by WDE.

Note 6: To protect individual student confidentiality, results are not reported for 5 or fewer students and performance percentages are capped and indicated with >= or <=.

2013 School Status Snapshot

Jeffrey City Elementary

Fremont # 1

<b>Accountability Rating</b>  <span style="font-size: 2em; color: red;">?</span>  See Note 7
--

School Information			
<b>Basic info</b>	<b>Jeffrey City Elementary</b>		
School ID		701006	
School Type		K-6	
Enrollment		2	
2012 Graduation Rate			
Year Built		1958	
Certified Instructors		Note 1	
Overall Student/Teacher ratio		Note 1	
% of students with one or more college courses		Note 2	
2012-13 AYP Status: Not In School Improvement			
<b>Student Groups</b>	<u>2011</u>	<u>2012</u>	<u>2013</u>
Students with Disabilities		Note 3	
Economically Disadvantaged		Note 3	
English Learners		Note 3	
<b>Principal</b>			
Yvette Majerus ymajerus@landerschools.org			
332-6690			
<b>Mailing Address</b>			
615 Popo Agie Lander Wyoming, 82520			
Website <a href="#">Jeffrey City Elementary</a>			

Achievement			
	3-8 (PAWS) Note 8		11th Grade ACT Note 8
	Below Proficient	Proficient and Advanced	
Reading			
Math			
Science			
Writing	Note 4	Note 4	Note 4
English			
Composite			
Growth			
Reading	Note 1		
Math	Note 1		
Science	Note 1		
Writing	Note 1		

Notes
Note 1 : Data not provided by Wyoming Department of Education (WDE).
Note 2 : Data not available from WDE.
Note 3 : Data not available from WDE.
Note 4 : Writing Scores for SAWS and ACT writing not available.
Note 5: MEMORANDUM NO. 2013-107 from the WDE indicated that cut scores were adjusted because of a "fluctuation in proficiency rates that cannot credibly be attributed to real changes in student performance". See detailed notes concerning this issue.
Note 6 : Accountability Score not provided by WDE.
Note 7: If scores or percentages are blank, then either students were not tested with PAWS/ACT or there were less than five students tested.
Note 8: To protect individual student confidentiality, results are not reported for 5 or fewer students and performance percentages are capped and indicated with>= or <=.
Notes for school:

Mission Statement
None located

**2013 School Status Snapshot**

**Gannett Peak Elementary**

**Fremont # 1**

<b>Accountability Rating</b>  <span style="font-size: 2em; color: red;">?</span>  See Note 7
--

School Information			
<b>Basic info</b>	<b>Gannett Peak Elementary</b>		
School ID		701008	
School Type		K-3	
Enrollment		278	
2012 Graduation Rate			
Year Built		1965	
Certified Instructors		Note 1	
Overall Student/Teacher ratio		Note 1	
% of students with one or more college courses		Note 2	
2012-13 AYP Status: Not In School Improvement			
<b>Student Groups</b>	<u>2011</u>	<u>2012</u>	<u>2013</u>
Students with Disabilities		Note 3	
Economically Disadvantaged		Note 3	
English Learners		Note 3	
<b>Principal</b>			
Jade Morton jmorton@landerschools.org			
332-6690			
<b>Mailing Address</b>			
615 Popo Agie Lander Wyoming, 82520			
Website <a href="#">Gannett Peak Elementary</a>			

Achievement				
	3-8 (PAWS) Note 8		11th Grade ACT Note 8	
	Below Proficient	Proficient and Advanced		
Reading	28%	72%		
Math	10%	90%		
Science				
Writing	Note 4	Note 4	Note 4	
English				
Composite				
Growth				
Reading	Note 1			
Math	Note 1			
Science	Note 1			
Writing	Note 1			

Notes
Note 1 : Data not provided by Wyoming Department of Education (WDE).
Note 2 : Data not available from WDE.
Note 3 : Data not available from WDE.
Note 4 : Writing Scores for SAWS and ACT writing not available.
Note 5: MEMORANDUM NO. 2013-107 from the WDE indicated that cut scores were adjusted because of a "fluctuation in proficiency rates that cannot credibly be attributed to real changes in student performance". See detailed notes concerning this issue.
Note 6 : Accountability Score not provided by WDE.
Note 7: If scores or percentages are blank, then either students were not tested with PAWS/ACT or there were less than five students tested.
Note 8: To protect individual student confidentiality, results are not reported for 5 or fewer students and performance percentages are capped and indicated with>= or <=.
Notes for school:

Mission Statement
<i>Working together we will be a caring community of lifelong learners.</i>



**2013 School Status Snapshot**

**Baldwin Creek Elementary**

**Fremont # 1**

<b>Accountability Rating</b>  <span style="font-size: 2em; color: red;">?</span>  See Note 7
--

School Information			
<b>Basic info</b>	<b>Baldwin Creek Elementary</b>		
School ID	701009		
School Type	4-5		
Enrollment	258		
2012 Graduation Rate			
Year Built	1981		
Certified Instructors	Note 1		
Overall Student/Teacher ratio	Note 1		
% of students with one or more college courses	Note 2		
2012-13 AYP Status: Not In School Improvement			
<b>Student Groups</b>	<u>2011</u>	<u>2012</u>	<u>2013</u>
Students with Disabilities		Note 3	
Economically Disadvantaged		Note 3	
English Learners		Note 3	
<b>Principal</b>			
Leslie Voxland lvoxland@landerschools.org			
332-6967			
<b>Mailing Address</b>			
350 Smith Street Lander Wyoming, 82520			
Website <a href="#">Baldwin Creek Elementary</a>			

	3-8 (PAWS) Note 8		11th Grade ACT Note 8
	Below Proficient	Proficient and Advanced	
Reading	15%	<b>85%</b>	
Math	11%	<b>89%</b>	
Science	29%	<b>71%</b>	
Writing	Note 4	Note 4	Note 4
English			
Composite			
<b>Growth</b>			
Reading	Note 1		
Math	Note 1		
Science	Note 1		
Writing	Note 1		

Notes
Note 1 : Data not provided by Wyoming Department of Education (WDE).
Note 2 : Data not available from WDE.
Note 3 : Data not available from WDE.
Note 4 : Writing Scores for SAWS and ACT writing not available.
Note 5: MEMORANDUM NO. 2013-107 from the WDE indicated that cut scores were adjusted because of a "fluctuation in proficiency rates that cannot credibly be attributed to real changes in student performance". See detailed notes concerning this issue.
Note 6 : Accountability Score not provided by WDE.
Note 7: If scores or percentages are blank, then either students were not tested with PAWS/ACT or there were less than five students tested.
Note 8: To protect individual student confidentiality, results are not reported for 5 or fewer students and performance percentages are capped and indicated with>= or <=.
Notes for school:

Mission Statement
<i>Working together we will be a caring community of lifelong learners.</i>

**2013 School Status Snapshot**

**Lander Middle School**

**Fremont # 1**

<b>Accountability Rating</b>  <span style="font-size: 2em; color: red;">?</span>  See Note 7
--

School Information			
<b>Basic info</b>	<b>Lander Middle School</b>		
School ID	701050		
School Type	6-8		
Enrollment	340		
2012 Graduation Rate			
Year Built	2011		
Certified Instructors	Note 1		
Overall Student/Teacher ratio	Note 1		
% of students with one or more college courses	Note 2		
2012-13 AYP Status: School Improvement, Year 1 (Holding)			
<b>Student Groups</b>	<u>2011</u>	<u>2012</u>	<u>2013</u>
Students with Disabilities		Note 3	
Economically Disadvantaged		Note 3	
English Learners		Note 3	
<b>Principal</b>			
Brian Janish bjanish@fre1.k12.wy.us			
332-4040			
<b>Mailing Address</b>			
755 Jefferson Street Lander Wyoming, 82520			
Website <a href="#">Lander Middle School</a>			

Achievement	3-8 (PAWS) Note 8		11th Grade ACT Note 8
	Below Proficient	Proficient and Advanced	
Reading	22%	78%	
Math	22%	78%	
Science	47%	53%	
Writing	Note 4	Note 4	Note 4
English			
Composite			
<b>Growth</b>			
Reading	Note 1		
Math	Note 1		
Science	Note 1		
Writing	Note 1		

Notes
Note 1 : Data not provided by Wyoming Department of Education (WDE).
Note 2 : Data not available from WDE.
Note 3 : Data not available from WDE.
Note 4 : Writing Scores for SAWS and ACT writing not available.
Note 5: MEMORANDUM NO. 2013-107 from the WDE indicated that cut scores were adjusted because of a "fluctuation in proficiency rates that cannot credibly be attributed to real changes in student performance". See detailed notes concerning this issue.
Note 6 : Accountability Score not provided by WDE.
Note 7: If scores or percentages are blank, then either students were not tested with PAWS/ACT or there were less than five students tested.
Note 8: To protect individual student confidentiality, results are not reported for 5 or fewer students and performance percentages are capped and indicated with>= or <=.
Notes for school:

Mission Statement
<i>Our vision is to become a professional learning community that plans and implements a dynamic and vibrant curriculum which meets the varying needs of the adolescent learner.</i>

**2013 School Status Snapshot**

**Lander Valley High School**

**Fremont # 1**

<b>Accountability Rating</b>  <span style="font-size: 2em; color: red;">?</span>  See Note 7
--

School Information			
<b>Basic info</b>	<b>Lander Valley High School</b>		
School ID		701055	
School Type		9-12	
Enrollment		481	
2012 Graduation Rate		89.2%	
Year Built		2004	
Certified Instructors		Note 1	
Overall Student/Teacher ratio		Note 1	
% of students with one or more college courses		Note 2	
2012-13 AYP Status: Not In School Improvement			
<b>Student Groups</b>	<u>2011</u>	<u>2012</u>	<u>2013</u>
Students with Disabilities		Note 3	
Economically Disadvantaged		Note 3	
English Learners		Note 3	
<b>Principal</b>			
Lisa Hafer			
lhafer@landerschools.org			
332-4433			
<b>Mailing Address</b>			
350 Baldwin Creek Road			
Lander Wyoming, 82520			
Website <a href="#">Lander Valley High School</a>			

Achievement				
	3-8 (PAWS) Note 8		11th Grade ACT Note 8	
	Below Proficient	Proficient and Advanced		
Reading			<b>20.7</b>	
Math			<b>20.2</b>	
Science			<b>20.5</b>	
Writing	Note 4	Note 4	Note 4	
English			<b>19.3</b>	
Composite			<b>20.2</b>	
Growth				
Reading	Note 1			
Math	Note 1			
Science	Note 1			
Writing	Note 1			

Notes
Note 1 : Data not provided by Wyoming Department of Education (WDE).
Note 2 : Data not available from WDE.
Note 3 : Data not available from WDE.
Note 4 : Writing Scores for SAWS and ACT writing not available.
Note 5: MEMORANDUM NO. 2013-107 from the WDE indicated that cut scores were adjusted because of a "fluctuation in proficiency rates that cannot credibly be attributed to real changes in student performance". See detailed notes concerning this issue.
Note 6 : Accountability Score not provided by WDE.
Note 7: If scores or percentages are blank, then either students were not tested with PAWS/ACT or there were less than five students tested.
Note 8: To protect individual student confidentiality, results are not reported for 5 or fewer students and performance percentages are capped and indicated with>= or <=.
Notes for school:

Mission Statement
<i>In an engaging and inclusive environment, we will use our collective strengths and talents to empower students, staff, and community as life-long learners.</i>

2013 School Status Snapshot

Pathfinder High School

Fremont # 1

<b>Accountability Rating</b>  <span style="font-size: 2em; color: red;">?</span>  See Note 7
--

School Information			
<b>Basic info</b>	<b>Pathfinder High School</b>		
School ID		701056	
School Type		9-12	
Enrollment		29	
2012 Graduation Rate		58.3%	
Year Built		1958	
Certified Instructors		Note 1	
Overall Student/Teacher ratio		Note 1	
% of students with one or more college courses		Note 2	
2012-13 AYP Status: School Improvement, Year 3			
<b>Student Groups</b>	<u>2011</u>	<u>2012</u>	<u>2013</u>
Students with Disabilities		Note 3	
Economically Disadvantaged		Note 3	
English Learners		Note 3	
<b>Principal</b>			
Kathryn Roberts kroberts@landerschools.org			
332-4040			
<b>Mailing Address</b>			
626 Washington Lander Wyoming, 82520			
Website <a href="#">Pathfinder High School</a>			

Achievement				
	3-8 (PAWS) Note 8		11th Grade ACT Note 8	
	Below Proficient	Proficient and Advanced		
Reading			<b>17.3</b>	
Math			<b>17.2</b>	
Science			<b>17.7</b>	
Writing	Note 4	Note 4	Note 4	
English			<b>14.0</b>	
Composite			<b>16.7</b>	
<b>Growth</b>				
Reading	Note 1			
Math	Note 1			
Science	Note 1			
Writing	Note 1			

Notes
Note 1 : Data not provided by Wyoming Department of Education (WDE).
Note 2 : Data not available from WDE.
Note 3 : Data not available from WDE.
Note 4 : Writing Scores for SAWS and ACT writing not available.
Note 5: MEMORANDUM NO. 2013-107 from the WDE indicated that cut scores were adjusted because of a "fluctuation in proficiency rates that cannot credibly be attributed to real changes in student performance". See detailed notes concerning this issue.
Note 6 : Accountability Score not provided by WDE.
Note 7: If scores or percentages are blank, then either students were not tested with PAWS/ACT or there were less than five students tested.
Note 8: To protect individual student confidentiality, results are not reported for 5 or fewer students and performance percentages are capped and indicated with>= or <=.
Notes for school:

Mission Statement
<i>We are an alternative educational community that inspires individuals to gain the skills to thrive in high school and in life.</i>

## Fremont County School District # 2

Accountability Rating

?

See Note 5

### District Information

<b>Basic info Fremont County School District # 2 702000</b>			
Number of Schools	3		
Total enrollment	155		
Total State and Local Funding (2011-12)	\$5,057,784		
Per Student Funding	\$32,631		
Per Student Net Unrestricted Assets	\$3,063		
Certified Instructors	Note 1		
Overall Student/Teacher ratio	Note 1		
% of students with one or more college courses	Note 2		
2012-13 AYP Status: Not In District Improvement			
<b>Student Groups</b>			
	<u>2011</u>	<u>2012</u>	<u>2013</u>
Students with Disabilities		Note 3	
Economically Disadvantaged		Note 3	
English Learners		Note 3	
<b>Superintendent</b>			
Gerry Nolan			
455-2323 x 5541			
gnolan@fremont2.org			
<b>Mailing Address</b>			
P.O. Box 188			
Dubois, Wyoming 82513			

### Achievement

	3-8 (PAWS) Note 6			ACT 11th grade scores Note 6		
	Proficient and Advanced	State Proficient and Advanced (including District)	State Proficient and Advanced (excluding District)	District 11th Grade ACT	State 11th Grade ACT (including District)	State 11th Grade ACT (excluding District)
Reading	89.2%	74.6%	74.6%	21.3	20.1	20.1
Math	84.6%	79.0%	78.9%	19.1	19.7	19.6
Science	68.2%	50.8%	50.8%	20.7	19.8	19.8
Writing	Note 4	Note 4	Note 4	Note 4	Note 4	Note 4
English				19.6	18.8	18.8
Composite				20.3	19.7	19.7
<b>Growth</b>						
Reading	Note 5					
Math	Note 5					
Science	Note 5					
Writing	Note 5					

### Notes

Note 1: Information not provided by Wyoming Department of Education (WDE).

Note 2: Information not available from WDE

Note 3: Information not provided by WDE.

Note 4: Writing scores for SAWS and ACT not released by WDE.


Note 5: Growth and Accountability data not provided by WDE.

Note 6: To protect individual student confidentiality, results are not reported for 5 or fewer students and performance percentages are capped and indicated with >= or <=.

**2013 School Status Snapshot**

**Dubois Elementary**

**Fremont # 2**

<b>Accountability Rating</b>    See Note 7
---

School Information			
<b>Basic info</b>	<b>Dubois Elementary</b>		
School ID	702001		
School Type	K-5		
Enrollment	60		
2012 Graduation Rate			
Year Built	1996		
Certified Instructors	Note 1		
Overall Student/Teacher ratio	Note 1		
% of students with one or more college courses	Note 2		
2012-13 AYP Status: Not In School Improvement			
<b>Student Groups</b>	<u>2011</u>	<u>2012</u>	<u>2013</u>
Students with Disabilities		Note 3	
Economically Disadvantaged		Note 3	
English Learners		Note 3	
<b>Principal</b>			
Brandon Farris bfarris@fremont2.org			
455-5510			
<b>Mailing Address</b>			
P.O. Box 188 Dubois Wyoming, 82513			
Website <a href="#">Dubois Elementary</a>			

Achievement	3-8 (PAWS) Note 8		11th Grade ACT Note 8	
	Below Proficient ≤ 5%	Proficient and Advanced ≥ 95%		
Reading				
Math	8%	92%		
Science	0%	100%		
Writing	Note 4	Note 4	Note 4	
English				
Composite				
<b>Growth</b>				
Reading	Note 1			
Math	Note 1			
Science	Note 1			
Writing	Note 1			

Notes
Note 1 : Data not provided by Wyoming Department of Education (WDE).
Note 2 : Data not available from WDE.
Note 3 : Data not available from WDE.
Note 4 : Writing Scores for SAWS and ACT writing not available.
Note 5: MEMORANDUM NO. 2013-107 from the WDE indicated that cut scores were adjusted because of a "fluctuation in proficiency rates that cannot credibly be attributed to real changes in student performance". See detailed notes concerning this issue.
Note 6 : Accountability Score not provided by WDE.
Note 7: If scores or percentages are blank, then either students were not tested with PAWS/ACT or there were less than five students tested.
Note 8: To protect individual student confidentiality, results are not reported for 5 or fewer students and performance percentages are capped and indicated with ≥ or ≤.
Notes for school:

Mission Statement
<i>We believe our mission as a team of students, parents, educators &amp; community members, is to develop individuals to their full potential as contributing members of society. We strive to accomplish this task within a safe atmosphere of mutual respect and within the context of a motivating, relevant and articulated curriculum. Instructional delivery will be diversified to meet individual needs while promoting excellence, integrity and the dignity of all.</i>

2013 School Status Snapshot

Dubois Middle School

Fremont # 2

<b>Accountability Rating</b>  <span style="font-size: 2em; color: red;">?</span>  See Note 7
--

School Information			
<b>Basic info</b>	<b>Dubois Middle School</b>		
School ID	702050		
School Type	6-8		
Enrollment	42		
2012 Graduation Rate			
Year Built	1996		
Certified Instructors	Note 1		
Overall Student/Teacher ratio	Note 1		
% of students with one or more college courses	Note 2		
2012-13 AYP Status: Not In School Improvement			
<b>Student Groups</b>	<u>2011</u>	<u>2012</u>	<u>2013</u>
Students with Disabilities		Note 3	
Economically Disadvantaged		Note 3	
English Learners		Note 3	
<b>Principal</b>			
Brandon Farris bfarris@fremont2.org			
455-5510			
<b>Mailing Address</b>			
P.O. Box 188 Dubois Wyoming, 82513			
Website <a href="#">Dubois Middle School</a>			

	3-8 (PAWS) Note 8		11th Grade ACT Note 8	
	Below Proficient	Proficient and Advanced		
Reading	15%	85%		
Math	21%	79%		
Science	47%	53%		
Writing	Note 4	Note 4	Note 4	
English				
Composite				
<b>Growth</b>				
Reading	Note 1			
Math	Note 1			
Science	Note 1			
Writing	Note 1			

Notes
Note 1 : Data not provided by Wyoming Department of Education (WDE).
Note 2 : Data not available from WDE.
Note 3 : Data not available from WDE.
Note 4 : Writing Scores for SAWS and ACT writing not available.
Note 5: MEMORANDUM NO. 2013-107 from the WDE indicated that cut scores were adjusted because of a "fluctuation in proficiency rates that cannot credibly be attributed to real changes in student performance". See detailed notes concerning this issue.
Note 6 : Accountability Score not provided by WDE.
Note 7: If scores or percentages are blank, then either students were not tested with PAWS/ACT or there were less than five students tested.
Note 8: To protect individual student confidentiality, results are not reported for 5 or fewer students and performance percentages are capped and indicated with>= or <=.
Notes for school:

Mission Statement
<i>We believe our mission as a team of students, parents, educators &amp; community members, is to develop individuals to their full potential as contributing members of society. We strive to accomplish this task within a safe atmosphere of mutual respect and within the context of a motivating, relevant and articulated curriculum. Instructional delivery will be diversified to meet individual needs while promoting excellence, integrity and the dignity of all.</i>

**2013 School Status Snapshot**

**Dubois High School**

**Fremont # 2**

<b>Accountability Rating</b>  <span style="font-size: 2em; color: red;">?</span>  See Note 7
--

School Information			
<b>Basic info</b>	<b>Dubois High School</b>		
School ID		702055	
School Type		9-12	
Enrollment		53	
2012 Graduation Rate		76.9%	
Year Built		1955	
Certified Instructors		Note 1	
Overall Student/Teacher ratio		Note 1	
% of students with one or more college courses		Note 2	
2012-13 AYP Status: Not In School Improvement			
<b>Student Groups</b>	<u>2011</u>	<u>2012</u>	<u>2013</u>
Students with Disabilities		Note 3	
Economically Disadvantaged		Note 3	
English Learners		Note 3	
<b>Principal</b>			
Gerry Nolan gnolan@fremont2.org			
455-2323 x 5541			
<b>Mailing Address</b>			
P.O. Box 188 Dubois Wyoming, 82513			
Website <a href="#">Dubois High School</a>			

Achievement		3-8 (PAWS) Note 8		11th Grade ACT Note 8
		Below Proficient	Proficient and Advanced	
Reading				<b>21.3</b>
Math				<b>19.1</b>
Science				<b>20.7</b>
Writing	Note 4		Note 4	Note 4
English				<b>19.6</b>
Composite				<b>20.3</b>
<b>Growth</b>				
Reading	Note 1			
Math	Note 1			
Science	Note 1			
Writing	Note 1			

Notes
Note 1 : Data not provided by Wyoming Department of Education (WDE).
Note 2 : Data not available from WDE.
Note 3 : Data not available from WDE.
Note 4 : Writing Scores for SAWS and ACT writing not available.
Note 5: MEMORANDUM NO. 2013-107 from the WDE indicated that cut scores were adjusted because of a "fluctuation in proficiency rates that cannot credibly be attributed to real changes in student performance". See detailed notes concerning this issue.
Note 6 : Accountability Score not provided by WDE.
Note 7: If scores or percentages are blank, then either students were not tested with PAWS/ACT or there were less than five students tested.
Note 8: To protect individual student confidentiality, results are not reported for 5 or fewer students and performance percentages are capped and indicated with>= or <=.
Notes for school:

Mission Statement
<i>Fremont County School District #2 has a mission to provide innovative educational leadership and progressive educational programs that develop the unique potential of each individual.</i>



# Fremont County School District # 6

Accountability Rating

?

See Note 5

## District Information

<b>Basic info</b>	<b>Fremont County School District # 6</b>			<b>706000</b>
Number of Schools				4
Total enrollment				388
Total State and Local Funding (2011-12)				\$8,373,579
Per Student Funding				\$21,581
Per Student Net Unrestricted Assets				\$9,300
Certified Instructors				Note 1
Overall Student/Teacher ratio				Note 1
% of students with one or more college courses				Note 2
2012-13 AYP Status: Not In District Improvement				
<b>Student Groups</b>	<u>2011</u>	<u>2012</u>	<u>2013</u>	
Students with Disabilities		Note 3		
Economically Disadvantaged		Note 3		
English Learners		Note 3		
<b>Superintendent</b>				
Diana Clapp				
856-7970 x 301				
dianac@fre6.k12.wy.us				
<b>Mailing Address</b>				
P.O. Box 10				
Pavillion, Wyoming 82523				

## Achievement

	3-8 (PAWS) Note 6			ACT 11th grade scores Note 6		
	Proficient and Advanced	State Proficient and Advanced (including District)	State Proficient and Advanced (excluding District)	District 11th Grade ACT	State 11th Grade ACT (including District)	State 11th Grade ACT (excluding District)
Reading	71.8%	74.6%	74.6%	20.1	20.1	20.1
Math	75.3%	79.0%	79.0%	19.1	19.7	19.6
Science	45.8%	50.8%	50.9%	18.8	19.8	19.8
Writing	Note 4	Note 4	Note 4	Note 4	Note 4	Note 4
English				19.5	18.8	18.8
Composite				19.5	19.7	19.7
<b>Growth</b>						
Reading	Note 5					
Math	Note 5					
Science	Note 5					
Writing	Note 5					

## Notes

Note 1: Information not provided by Wyoming Department of Education (WDE).

Note 2: Information not available from WDE

Note 3: Information not provided by WDE.

Note 4: Writing scores for SAWS and ACT not released by WDE.

Note 5: Growth and Accountability data not provided by WDE.

Note 6: To protect individual student confidentiality, results are not reported for 5 or fewer students and performance percentages are capped and indicated with >= or <=.

2013 School Status Snapshot

Crowheart Elementary

Fremont # 6

<b>Accountability Rating</b>  <span style="font-size: 2em; color: red;">?</span>  See Note 7
--

School Information			
<b>Basic info</b>	<b>Crowheart Elementary</b>		
School ID		706001	
School Type		K-3	
Enrollment		5	
2012 Graduation Rate			
Year Built		1956	
Certified Instructors		Note 1	
Overall Student/Teacher ratio		Note 1	
% of students with one or more college courses		Note 2	
2012-13 AYP Status: Not In School Improvement			
<b>Student Groups</b>	<u>2011</u>	<u>2012</u>	<u>2013</u>
Students with Disabilities		Note 3	
Economically Disadvantaged		Note 3	
English Learners		Note 3	
<b>Principal</b>			
Barney Lacock barneyl@fre6.k12.wy.us			
856-7970 x 203			
<b>Mailing Address</b>			
P.O. Box 2 Crowheart Wyoming, 82512			
Website <a href="#">Crowheart Elementary</a>			

Achievement			
	3-8 (PAWS) Note 8		11th Grade ACT Note 8
	Below Proficient	Proficient and Advanced	
Reading			
Math			
Science			
Writing	Note 4	Note 4	Note 4
English			
Composite			
Growth			
Reading	Note 1		
Math	Note 1		
Science	Note 1		
Writing	Note 1		

Notes
Note 1 : Data not provided by Wyoming Department of Education (WDE).
Note 2 : Data not available from WDE.
Note 3 : Data not available from WDE.
Note 4 : Writing Scores for SAWS and ACT writing not available.
Note 5: MEMORANDUM NO. 2013-107 from the WDE indicated that cut scores were adjusted because of a "fluctuation in proficiency rates that cannot credibly be attributed to real changes in student performance". See detailed notes concerning this issue.
Note 6 : Accountability Score not provided by WDE.
Note 7: If scores or percentages are blank, then either students were not tested with PAWS/ACT or there were less than five students tested.
Note 8: To protect individual student confidentiality, results are not reported for 5 or fewer students and performance percentages are capped and indicated with>= or <=.
Notes for school:

Mission Statement
<i>Students maximizing individual potential and mastering Wyoming Content Standards.</i>

2013 School Status Snapshot

Wind River Elementary

Fremont # 6

<b>Accountability Rating</b>  <span style="font-size: 2em; color: red;">?</span>  See Note 7
--

School Information			
<b>Basic info</b>	<b>Wind River Elementary</b>		
School ID		706002	
School Type		K-5	
Enrollment		160	
2012 Graduation Rate			
Year Built		2008	
Certified Instructors		Note 1	
Overall Student/Teacher ratio		Note 1	
% of students with one or more college courses		Note 2	
2012-13 AYP Status: Not In School Improvement			
<b>Student Groups</b>	<u>2011</u>	<u>2012</u>	<u>2013</u>
Students with Disabilities		Note 3	
Economically Disadvantaged		Note 3	
English Learners		Note 3	
<b>Principal</b>			
Barney Lacock barneyl@fre6.k12.wy.us			
856-7970 x 203			
<b>Mailing Address</b>			
P.O. Box 10 Pavillion Wyoming, 82523			
Website <a href="#">Wind River Elementary</a>			

Achievement	3-8 (PAWS) Note 8		11th Grade ACT Note 8
	Below Proficient	Proficient and Advanced	
Reading	24%	<b>76%</b>	
Math	15%	<b>85%</b>	
Science	29%	<b>71%</b>	
Writing	Note 4	Note 4	Note 4
English			
Composite			
<b>Growth</b>			
Reading	Note 1		
Math	Note 1		
Science	Note 1		
Writing	Note 1		

Notes
Note 1 : Data not provided by Wyoming Department of Education (WDE).
Note 2 : Data not available from WDE.
Note 3 : Data not available from WDE.
Note 4 : Writing Scores for SAWS and ACT writing not available.
Note 5: MEMORANDUM NO. 2013-107 from the WDE indicated that cut scores were adjusted because of a "fluctuation in proficiency rates that cannot credibly be attributed to real changes in student performance". See detailed notes concerning this issue.
Note 6 : Accountability Score not provided by WDE.
Note 7: If scores or percentages are blank, then either students were not tested with PAWS/ACT or there were less than five students tested.
Note 8: To protect individual student confidentiality, results are not reported for 5 or fewer students and performance percentages are capped and indicated with>= or <=.
Notes for school:

Mission Statement
<i>Students maximizing individual potential and mastering Wyoming Content Standards.</i>

2013 School Status Snapshot

Wind River Middle School

Fremont # 6

<b>Accountability Rating</b>  <span style="font-size: 2em; color: red;">?</span>  See Note 7
--

School Information			
<b>Basic info</b>	<b>Wind River Middle School</b>		
School ID		706050	
School Type		6-8	
Enrollment		92	
2012 Graduation Rate			
Year Built		1994	
Certified Instructors		Note 1	
Overall Student/Teacher ratio		Note 1	
% of students with one or more college courses		Note 2	
2012-13 AYP Status:			
<b>Student Groups</b>	<u>2011</u>	<u>2012</u>	<u>2013</u>
Students with Disabilities		Note 3	
Economically Disadvantaged		Note 3	
English Learners		Note 3	
<b>Principal</b>			
Jeffrey Verosky jeffv@fre6.k12.wy.us			
856-7970 x 105			
<b>Mailing Address</b>			
P.O. Box 10 Pavillion Wyoming, 82523			
Website <a href="#">Wind River Middle School</a>			

	3-8 (PAWS) Note 8		11th Grade ACT Note 8	
	Below Proficient	Proficient and Advanced		
Reading	30%	70%		
Math	34%	66%		
Science	74%	26%		
Writing	Note 4	Note 4	Note 4	
English				
Composite				
<b>Growth</b>				
Reading	Note 1			
Math	Note 1			
Science	Note 1			
Writing	Note 1			

Notes
Note 1 : Data not provided by Wyoming Department of Education (WDE).
Note 2 : Data not available from WDE.
Note 3 : Data not available from WDE.
Note 4 : Writing Scores for SAWS and ACT writing not available.
Note 5: MEMORANDUM NO. 2013-107 from the WDE indicated that cut scores were adjusted because of a "fluctuation in proficiency rates that cannot credibly be attributed to real changes in student performance". See detailed notes concerning this issue.
Note 6 : Accountability Score not provided by WDE.
Note 7: If scores or percentages are blank, then either students were not tested with PAWS/ACT or there were less than five students tested.
Note 8: To protect individual student confidentiality, results are not reported for 5 or fewer students and performance percentages are capped and indicated with>= or <=.
Notes for school:

Mission Statement
<i>Wind River Middle / High School is committed to teaching students to become responsible self-directed learners with 21st Century Skills.</i>

2013 School Status Snapshot

Wind River High School

Fremont # 6

<b>Accountability Rating</b>  <span style="font-size: 2em; color: red;">?</span>  See Note 7
--

School Information			
<b>Basic info</b>	<b>Wind River High School</b>		
School ID		706056	
School Type		9-12	
Enrollment		131	
2012 Graduation Rate			
Year Built		1994	
Certified Instructors		Note 1	
Overall Student/Teacher ratio		Note 1	
% of students with one or more college courses		Note 2	
2012-13 AYP Status:			
<b>Student Groups</b>	<u>2011</u>	<u>2012</u>	<u>2013</u>
Students with Disabilities		Note 3	
Economically Disadvantaged		Note 3	
English Learners		Note 3	
<b>Principal</b>			
Ceatriss Wall ceatrisw@fre6.k12.wy.us			
856-7970			
<b>Mailing Address</b>			
PO Box 10 Pavillion Wyoming, 82523			
Website <a href="#">Wind River High School</a>			

Achievement		3-8 (PAWS) Note 8		11th Grade ACT Note 8
		Below Proficient	Proficient and Advanced	
Reading				<b>20.1</b>
Math				<b>19.1</b>
Science				<b>18.8</b>
Writing	Note 4		Note 4	Note 4
English				<b>19.5</b>
Composite				<b>19.5</b>
<b>Growth</b>				
Reading	Note 1			
Math	Note 1			
Science	Note 1			
Writing	Note 1			

Notes
Note 1 : Data not provided by Wyoming Department of Education (WDE).
Note 2 : Data not available from WDE.
Note 3 : Data not available from WDE.
Note 4 : Writing Scores for SAWS and ACT writing not available.
Note 5: MEMORANDUM NO. 2013-107 from the WDE indicated that cut scores were adjusted because of a "fluctuation in proficiency rates that cannot credibly be attributed to real changes in student performance". See detailed notes concerning this issue.
Note 6 : Accountability Score not provided by WDE.
Note 7: If scores or percentages are blank, then either students were not tested with PAWS/ACT or there were less than five students tested.
Note 8: To protect individual student confidentiality, results are not reported for 5 or fewer students and performance percentages are capped and indicated with>= or <=.
Notes for school:

Mission Statement
<i>Wind River Middle / High School is committed to teaching students to become responsible self-directed learners with 21st Century Skills.</i>

# Fremont County School District #14

Accountability Rating

?

See Note 5

District Information			
<b>Basic info</b>	<b>Fremont County School District #14</b>		<b>714000</b>
Number of Schools			3
Total enrollment			622
Total State and Local Funding (2011-12)			\$16,854,836
Per Student Funding			\$27,098
Per Student Net Unrestricted Assets			\$32,630
Certified Instructors			Note 1
Overall Student/Teacher ratio			Note 1
% of students with one or more college courses			Note 2
2012-13 AYP Status: Not In District Improvement			
<b>Student Groups</b>	<u>2011</u>	<u>2012</u>	<u>2013</u>
Students with Disabilities		Note 3	
Economically Disadvantaged		Note 3	
English Learners		Note 3	
<b>Superintendent</b>			
Terry Smith			
332-3904			
terrys@fremont14.k12.wy.us			
<b>Mailing Address</b>			
638 Blue Sky Highway			
Ethete, Wyoming 82520			

Achievement	3-8 (PAWS) Note 6			ACT 11th grade scores Note 6		
	Proficient and Advanced	State Proficient and Advanced (including District)	State Proficient and Advanced (excluding District)	District 11th Grade ACT	State 11th Grade ACT (including District)	State 11th Grade ACT (excluding District)
Reading	38.3%	74.6%	74.9%	14.4	20.1	20.1
Math	44.4%	79.0%	79.2%	15.4	19.7	19.7
Science	15.3%	50.8%	51.1%	15.1	19.8	19.8
Writing	Note 4	Note 4	Note 4	Note 4	Note 4	Note 4
English				12.1	18.8	18.9
Composite				14.4	19.7	19.7
<b>Growth</b>						
Reading	Note 5					
Math	Note 5					
Science	Note 5					
Writing	Note 5					

**Notes**

Note 1: Information not provided by Wyoming Department of Education (WDE).

Note 2: Information not available from WDE

Note 3: Information not provided by WDE.

Note 4: Writing scores for SAWS and ACT not released by WDE.

Note 5: Growth and Accountability data not provided by WDE.

Note 6: To protect individual student confidentiality, results are not reported for 5 or fewer students and performance percentages are capped and indicated with >= or <=.

**2013 School Status Snapshot**

**Wyoming Indian Elementary**

**Fremont #14**

<b>Accountability Rating</b>  <span style="font-size: 2em; color: red;">?</span>  See Note 7
--

School Information			
<b>Basic info</b>	<b>Wyoming Indian Elementary</b>		
School ID	714001		
School Type	K-5		
Enrollment	321		
2012 Graduation Rate			
Year Built	1956		
Certified Instructors	Note 1		
Overall Student/Teacher ratio	Note 1		
% of students with one or more college courses	Note 2		
2012-13 AYP Status: School Improvement, Year 3			
<b>Student Groups</b>	<u>2011</u>	<u>2012</u>	<u>2013</u>
Students with Disabilities		Note 3	
Economically Disadvantaged		Note 3	
English Learners		Note 3	
<b>Principal</b>			
Owen St. Clair owens@fremont14.k12.wy.us			
332-2053			
<b>Mailing Address</b>			
638 Blue Sky Highway Ethete Wyoming, 82520			
Website <a href="#">Wyoming Indian Elementary</a>			

Achievement	3-8 (PAWS) Note 8		11th Grade ACT Note 8	
	Below Proficient	Proficient and Advanced		
Reading	71%	29%		
Math	48%	52%		
Science	81%	19%		
Writing	Note 4	Note 4	Note 4	
English				
Composite				
<b>Growth</b>				
Reading	Note 1			
Math	Note 1			
Science	Note 1			
Writing	Note 1			

Notes
Note 1 : Data not provided by Wyoming Department of Education (WDE).
Note 2 : Data not available from WDE.
Note 3 : Data not available from WDE.
Note 4 : Writing Scores for SAWS and ACT writing not available.
Note 5: MEMORANDUM NO. 2013-107 from the WDE indicated that cut scores were adjusted because of a "fluctuation in proficiency rates that cannot credibly be attributed to real changes in student performance". See detailed notes concerning this issue.
Note 6 : Accountability Score not provided by WDE.
Note 7: If scores or percentages are blank, then either students were not tested with PAWS/ACT or there were less than five students tested.
Note 8: To protect individual student confidentiality, results are not reported for 5 or fewer students and performance percentages are capped and indicated with>= or <=.
Notes for school:

Mission Statement
<i>Wyoming Indian Elementary School is committed to providing each student with the foundation to remain culturally connected while achieving academic success as a valued member of society. Provide the best possible education for students. Integrate cultural oral language and activities into the academic day. Keep parents/guardians informed in regards to their child's education and school behavior. Provide a positive learning environment. Ensure that students can come into a safe school environment.</i>

2013 School Status Snapshot

Wyoming Indian Middle School

Fremont #14

<b>Accountability Rating</b>  <span style="font-size: 2em; color: red;">?</span>  See Note 7
--

School Information			
<b>Basic info</b>	<b>Wyoming Indian Middle School</b>		
School ID	714050		
School Type	6-8		
Enrollment	140		
2012 Graduation Rate			
Year Built	1980		
Certified Instructors	Note 1		
Overall Student/Teacher ratio	Note 1		
% of students with one or more college courses	Note 2		
2012-13 AYP Status: School Improvement, Year 5 (Holding)			
<b>Student Groups</b>	<u>2011</u>	<u>2012</u>	<u>2013</u>
Students with Disabilities		Note 3	
Economically Disadvantaged		Note 3	
English Learners		Note 3	
<b>Principal</b>			
Pamela Frederick pamf@fremont14.k12.wy.us			
332-2992			
<b>Mailing Address</b>			
638 Blue Sky Highway Ethete Wyoming, 82520			
Website <a href="#">Wyoming Indian Middle School</a>			

	3-8 (PAWS) Note 8		11th Grade ACT Note 8
	Below Proficient	Proficient and Advanced	
Reading	51%	49%	
Math	64%	36%	
Science	89%	11%	
Writing	Note 4	Note 4	Note 4
English			
Composite			
<b>Growth</b>			
Reading	Note 1		
Math	Note 1		
Science	Note 1		
Writing	Note 1		

Notes
Note 1 : Data not provided by Wyoming Department of Education (WDE).
Note 2 : Data not available from WDE.
Note 3 : Data not available from WDE.
Note 4 : Writing Scores for SAWS and ACT writing not available.
Note 5: MEMORANDUM NO. 2013-107 from the WDE indicated that cut scores were adjusted because of a "fluctuation in proficiency rates that cannot credibly be attributed to real changes in student performance". See detailed notes concerning this issue.
Note 6 : Accountability Score not provided by WDE.
Note 7: If scores or percentages are blank, then either students were not tested with PAWS/ACT or there were less than five students tested.
Note 8: To protect individual student confidentiality, results are not reported for 5 or fewer students and performance percentages are capped and indicated with>= or <=.
Notes for school:

**Mission Statement**

*The Primary mission of Wyoming Indian Middle School is to teach students to be responsible students who can: Find and use information, Think, reason, and solve problems, Adapt to an ever-changing world and environment, Work independently and within groups, Have self-confidence and be confident in decision-making, Adapt to society, but retain Native American Cultural traditions. Ensuring that when students reach adulthood they are confident, educated, skillful, and contributors to their culture and society.*



**2013 School Status Snapshot**

**Wyoming Indian High School**

**Fremont #14**

<b>Accountability Rating</b>  <span style="font-size: 2em; color: red;">?</span>  See Note 7
--

School Information			
<b>Basic info</b>	<b>Wyoming Indian High School</b>		
School ID		714055	
School Type		9-12	
Enrollment		161	
2012 Graduation Rate		40.0%	
Year Built		1989	
Certified Instructors		Note 1	
Overall Student/Teacher ratio		Note 1	
% of students with one or more college courses		Note 2	
2012-13 AYP Status: School Improvement, Year 2			
<b>Student Groups</b>	<u>2011</u>	<u>2012</u>	<u>2013</u>
Students with Disabilities		Note 3	
Economically Disadvantaged		Note 3	
English Learners		Note 3	
<b>Principal</b>			
Phil Garhart philg@fremont14.k12.wy.us			
332-9765			
<b>Mailing Address</b>			
638 Blue Sky Highway Ethete Wyoming, 82520			
Website <a href="#">Wyoming Indian High School</a>			

Achievement		3-8 (PAWS) Note 8		11th Grade ACT Note 8
		Below Proficient	Proficient and Advanced	
Reading				<b>14.4</b>
Math				<b>15.4</b>
Science				<b>15.1</b>
Writing	Note 4		Note 4	Note 4
English				<b>12.1</b>
Composite				<b>14.4</b>
<b>Growth</b>				
Reading	Note 1			
Math	Note 1			
Science	Note 1			
Writing	Note 1			

Notes
Note 1 : Data not provided by Wyoming Department of Education (WDE).
Note 2 : Data not available from WDE.
Note 3 : Data not available from WDE.
Note 4 : Writing Scores for SAWS and ACT writing not available.
Note 5: MEMORANDUM NO. 2013-107 from the WDE indicated that cut scores were adjusted because of a "fluctuation in proficiency rates that cannot credibly be attributed to real changes in student performance". See detailed notes concerning this issue.
Note 6 : Accountability Score not provided by WDE.
Note 7: If scores or percentages are blank, then either students were not tested with PAWS/ACT or there were less than five students tested.
Note 8: To protect individual student confidentiality, results are not reported for 5 or fewer students and performance percentages are capped and indicated with>= or <=.
Notes for school:

Mission Statement
<i>Wyoming Indian High School is a learning cooperative-including students, parents, staff, school board members and the community-working in an environment of honesty, respect, acceptance, equal opportunity and open communication.</i>

# Fremont County School District #21

Accountability Rating

?

See Note 5

## District Information

<b>Basic info</b>	<b>Fremont County School District #21</b>			<b>721000</b>
Number of Schools				3
Total enrollment				433
Total State and Local Funding (2011-12)				\$14,695,240
Per Student Funding				\$29,449
Per Student Net Unrestricted Assets				\$24,437
Certified Instructors				Note 1
Overall Student/Teacher ratio				Note 1
% of students with one or more college courses				Note 2
2012-13 AYP Status: Not In District Improvement				
<b>Student Groups</b>	<u>2011</u>	<u>2012</u>	<u>2013</u>	
Students with Disabilities		Note 3		
Economically Disadvantaged		Note 3		
English Learners		Note 3		
<b>Superintendent</b>				
Terry Ebert				
332-5983				
tebert@fortwashakieschool.com				
<b>Mailing Address</b>				
90 Ethete Road				
Ft. Washakie, Wyoming 82514				

## Achievement

	3-8 (PAWS) Note 6			ACT 11th grade scores Note 6		
	Proficient and Advanced	State Proficient and Advanced (including District)	State Proficient and Advanced (excluding District)	District 11th Grade ACT students t€	State 11th Grade ACT (including District)	State 11th Grade ACT (excluding District)
Reading	48.8%	74.6%	74.8%	students t€	20.1	
Math	60.7%	79.0%	79.1%	students t€	19.7	
Science	25.0%	50.8%	51.0%	students t€	19.8	
Writing	Note 4	Note 4	Note 4	Note 4	Note 4	Note 4
English				students t€	18.8	
Composite				students t€	19.7	

## Growth

Reading	Note 5
Math	Note 5
Science	Note 5
Writing	Note 5

## Notes

Note 1: Information not provided by Wyoming Department of Education (WDE).

Note 2: Information not available from WDE

Note 3: Information not provided by WDE.

Note 4: Writing scores for SAWS and ACT not released by WDE.

Note 5: Growth and Accountability data not provided by WDE.

Note 6: To protect individual student confidentiality, results are not reported for 5 or fewer students and performance percentages are capped and indicated with >= or <=.

**2013 School Status Snapshot**

**Ft. Washakie Elementary**

**Fremont #21**

<b>Accountability Rating</b>  <span style="font-size: 2em; color: red;">?</span>  See Note 7
--

School Information			
<b>Basic info</b>	<b>Ft. Washakie Elementary</b>		
School ID			721001
School Type			K-6
Enrollment			352
2012 Graduation Rate			
Year Built			1955
Certified Instructors			Note 1
Overall Student/Teacher ratio			Note 1
% of students with one or more college courses			Note 2
2012-13 AYP Status: School Improvement, Year 1			
<b>Student Groups</b>	<u>2011</u>	<u>2012</u>	<u>2013</u>
Students with Disabilities		Note 3	
Economically Disadvantaged		Note 3	
English Learners		Note 3	
<b>Principal</b>			
Elberta Monroe emonroe@fortwashakieschool.com			
332-2380 x 5024			
<b>Mailing Address</b>			
90 Ethete Road Ft. Washakie Wyoming, 82514			
Website <a href="#">Ft. Washakie Elementary</a>			

	3-8 (PAWS) Note 8		11th Grade ACT Note 8	
	Below Proficient	Proficient and Advanced		
Reading	48%	<b>52%</b>		
Math	28%	<b>72%</b>		
Science	60%	<b>40%</b>		
Writing	Note 4	Note 4	Note 4	
English				
Composite				
<b>Growth</b>				
Reading	Note 1			
Math	Note 1			
Science	Note 1			
Writing	Note 1			

Notes
Note 1 : Data not provided by Wyoming Department of Education (WDE).
Note 2 : Data not available from WDE.
Note 3 : Data not available from WDE.
Note 4 : Writing Scores for SAWS and ACT writing not available.
Note 5: MEMORANDUM NO. 2013-107 from the WDE indicated that cut scores were adjusted because of a "fluctuation in proficiency rates that cannot credibly be attributed to real changes in student performance". See detailed notes concerning this issue.
Note 6 : Accountability Score not provided by WDE.
Note 7: If scores or percentages are blank, then either students were not tested with PAWS/ACT or there were less than five students tested.
Note 8: To protect individual student confidentiality, results are not reported for 5 or fewer students and performance percentages are capped and indicated with>= or <=.
Notes for school:

Mission Statement
<i>None located</i>

2013 School Status Snapshot

Ft. Washakie Middle School

Fremont #21

<b>Accountability Rating</b>  <span style="font-size: 2em; color: red;">?</span>  See Note 7
--

School Information			
<b>Basic info</b>	<b>Ft. Washakie Middle School</b>		
School ID	721050		
School Type	7-8		
Enrollment	81		
2012 Graduation Rate			
Year Built	1955		
Certified Instructors	Note 1		
Overall Student/Teacher ratio	Note 1		
% of students with one or more college courses	Note 2		
2012-13 AYP Status: School Improvement, Year 2			
<b>Student Groups</b>	<u>2011</u>	<u>2012</u>	<u>2013</u>
Students with Disabilities		Note 3	
Economically Disadvantaged		Note 3	
English Learners		Note 3	
<b>Principal</b>			
Elberta Monroe emonroe@fortwashakieschool.com			
332-2380 x 5024			
<b>Mailing Address</b>			
90 Ethete Road Ft. Washakie Wyoming, 82514			
Website <a href="#">Ft. Washakie Middle School</a>			

	3-8 (PAWS) Note 8		11th Grade ACT Note 8
	Below Proficient	Proficient and Advanced	
Reading	59%	41%	
Math	66%	34%	
Science	>= 95%	<= 5%	
Writing	Note 4	Note 4	Note 4
English			
Composite			
<b>Growth</b>			
Reading	Note 1		
Math	Note 1		
Science	Note 1		
Writing	Note 1		

Notes
Note 1 : Data not provided by Wyoming Department of Education (WDE).
Note 2 : Data not available from WDE.
Note 3 : Data not available from WDE.
Note 4 : Writing Scores for SAWS and ACT writing not available.
Note 5: MEMORANDUM NO. 2013-107 from the WDE indicated that cut scores were adjusted because of a "fluctuation in proficiency rates that cannot credibly be attributed to real changes in student performance". See detailed notes concerning this issue.
Note 6 : Accountability Score not provided by WDE.
Note 7: If scores or percentages are blank, then either students were not tested with PAWS/ACT or there were less than five students tested.
Note 8: To protect individual student confidentiality, results are not reported for 5 or fewer students and performance percentages are capped and indicated with>= or <=.
Notes for school:

Mission Statement
None located

2013 School Status Snapshot

Ft. Washakie High School

Fremont #21

<b>Accountability Rating</b>  <span style="font-size: 2em; color: red;">?</span>  See Note 7
--

School Information			
<b>Basic info</b>	<b>Ft. Washakie High School</b>		
School ID		721056	
School Type		9-12	
Enrollment			
2012 Graduation Rate			
Year Built		2007	
Certified Instructors		Note 1	
Overall Student/Teacher ratio		Note 1	
% of students with one or more college courses		Note 2	
2012-13 AYP Status:			
<b>Student Groups</b>	<u>2011</u>	<u>2012</u>	<u>2013</u>
Students with Disabilities		Note 3	
Economically Disadvantaged		Note 3	
English Learners		Note 3	
<b>Principal</b>			
Shad Hamilton shamilton@fortwashakieschool.com			
332-0142			
<b>Mailing Address</b>			
90 Ethete Rd. Ft. Washakie Wyoming, 82514			
Website <a href="#">Ft. Washakie High School</a>			

Achievement				
	3-8 (PAWS) Note 8		11th Grade ACT Note 8	
	Below Proficient	Proficient and Advanced		
Reading				
Math				
Science				
Writing	Note 4	Note 4	Note 4	
English				
Composite				
Growth				
Reading	Note 1			
Math	Note 1			
Science	Note 1			
Writing	Note 1			

Notes
Note 1 : Data not provided by Wyoming Department of Education (WDE).
Note 2 : Data not available from WDE.
Note 3 : Data not available from WDE.
Note 4 : Writing Scores for SAWS and ACT writing not available.
Note 5: MEMORANDUM NO. 2013-107 from the WDE indicated that cut scores were adjusted because of a "fluctuation in proficiency rates that cannot credibly be attributed to real changes in student performance". See detailed notes concerning this issue.
Note 6 : Accountability Score not provided by WDE.
Note 7: If scores or percentages are blank, then either students were not tested with PAWS/ACT or there were less than five students tested.
Note 8: To protect individual student confidentiality, results are not reported for 5 or fewer students and performance percentages are capped and indicated with>= or <=.
Notes for school:

Mission Statement
None located

## Fremont County School District #24

Accountability Rating

?

See Note 5

### District Information

<b>Basic info</b>			
Fremont County School District #24		724000	
Number of Schools		3	
Total enrollment		346	
Total State and Local Funding (2011-12)		\$5,785,968	
Per Student Funding		\$16,722	
Per Student Net Unrestricted Assets		\$5,590	
Certified Instructors		Note 1	
Overall Student/Teacher ratio		Note 1	
% of students with one or more college courses		Note 2	
2012-13 AYP Status: Not In District Improvement			
<b>Student Groups</b>			
	<u>2011</u>	<u>2012</u>	<u>2013</u>
Students with Disabilities		Note 3	
Economically Disadvantaged		Note 3	
English Learners		Note 3	
<b>Superintendent</b>			
Tammy Cox			
876-2583			
tcox@fremont24.com			
<b>Mailing Address</b>			
112 West 3rd Street			
Shoshoni, Wyoming 82649			

### Achievement

	3-8 (PAWS) Note 6			ACT 11th grade scores Note 6		
	Proficient and Advanced	State Proficient and Advanced (including District)	State Proficient and Advanced (excluding District)	District 11th Grade ACT	State 11th Grade ACT (including District)	State 11th Grade ACT (excluding District)
Reading	79.6%	74.6%	74.6%	21.4	20.1	20.1
Math	86.2%	79.0%	78.9%	21.1	19.7	19.6
Science	43.4%	50.8%	50.9%	21.3	19.8	19.8
Writing	Note 4	Note 4	Note 4	Note 4	Note 4	Note 4
English				20.0	18.8	18.8
Composite				21.1	19.7	19.7

### Growth

Reading	Note 5
Math	Note 5
Science	Note 5
Writing	Note 5

### Notes

Note 1: Information not provided by Wyoming Department of Education (WDE).

Note 2: Information not available from WDE

Note 3: Information not provided by WDE.

Note 4: Writing scores for SAWS and ACT not released by WDE.

Note 5: Growth and Accountability data not provided by WDE.

Note 6: To protect individual student confidentiality, results are not reported for 5 or fewer students and performance percentages are capped and indicated with >= or <=.

**2013 School Status Snapshot**

**Shoshoni Elementary**

**Fremont #24**

<b>Accountability Rating</b>  <span style="font-size: 2em; color: red;">?</span>  See Note 7
--

School Information			
<b>Basic info</b>	<b>Shoshoni Elementary</b>		
School ID		724001	
School Type		K-6	
Enrollment		177	
2012 Graduation Rate			
Year Built		1937	
Certified Instructors		Note 1	
Overall Student/Teacher ratio		Note 1	
% of students with one or more college courses		Note 2	
2012-13 AYP Status: Not In School Improvement, Warning Year			
<b>Student Groups</b>	<u>2011</u>	<u>2012</u>	<u>2013</u>
Students with Disabilities		Note 3	
Economically Disadvantaged		Note 3	
English Learners		Note 3	
<b>Principal</b>			
Shauna Verlanic sverlanic@fremont24.com			
876-2563 x 5320			
<b>Mailing Address</b>			
112 West 3rd Street Shoshoni Wyoming, 82649			
Website <a href="#">Shoshoni Elementary</a>			

	3-8 (PAWS) Note 8		11th Grade ACT Note 8
	Below Proficient	Proficient and Advanced	
Reading	20%	<b>80%</b>	
Math	8%	<b>92%</b>	
Science	37%	<b>63%</b>	
Writing	Note 4	Note 4	Note 4
English			
Composite			
<b>Growth</b>			
Reading	Note 1		
Math	Note 1		
Science	Note 1		
Writing	Note 1		

Notes
Note 1 : Data not provided by Wyoming Department of Education (WDE).
Note 2 : Data not available from WDE.
Note 3 : Data not available from WDE.
Note 4 : Writing Scores for SAWS and ACT writing not available.
Note 5: MEMORANDUM NO. 2013-107 from the WDE indicated that cut scores were adjusted because of a "fluctuation in proficiency rates that cannot credibly be attributed to real changes in student performance". See detailed notes concerning this issue.
Note 6 : Accountability Score not provided by WDE.
Note 7: If scores or percentages are blank, then either students were not tested with PAWS/ACT or there were less than five students tested.
Note 8: To protect individual student confidentiality, results are not reported for 5 or fewer students and performance percentages are capped and indicated with>= or <=.
Notes for school:

Mission Statement
<i>We empower all learners to succeed in an ever changing world.</i>

2013 School Status Snapshot

Shoshoni Junior High School

Fremont #24

<b>Accountability Rating</b>  <span style="font-size: 2em; color: red;">?</span>  See Note 7
--

School Information			
<b>Basic info</b>	<b>Shoshoni Junior High School</b>		
School ID	724050		
School Type	7-8		
Enrollment	65		
2012 Graduation Rate			
Year Built	1937		
Certified Instructors	Note 1		
Overall Student/Teacher ratio	Note 1		
% of students with one or more college courses	Note 2		
2012-13 AYP Status: Not In School Improvement			
<b>Student Groups</b>	<u>2011</u>	<u>2012</u>	<u>2013</u>
Students with Disabilities		Note 3	
Economically Disadvantaged		Note 3	
English Learners		Note 3	
<b>Principal</b>			
Bruce Thoren bthoren@fremont24.com			
876-2576 x 5317			
<b>Mailing Address</b>			
112 West 3rd Street Shoshoni Wyoming, 82649			
Website <a href="#">Shoshoni Junior High School</a>			

	3-8 (PAWS) Note 8		11th Grade ACT Note 8
	Below Proficient	Proficient and Advanced	
Reading	20%	80%	
Math	24%	76%	
Science	68%	32%	
Writing	Note 4	Note 4	Note 4
English			
Composite			
<b>Growth</b>			
Reading	Note 1		
Math	Note 1		
Science	Note 1		
Writing	Note 1		

Notes
Note 1 : Data not provided by Wyoming Department of Education (WDE).
Note 2 : Data not available from WDE.
Note 3 : Data not available from WDE.
Note 4 : Writing Scores for SAWS and ACT writing not available.
Note 5: MEMORANDUM NO. 2013-107 from the WDE indicated that cut scores were adjusted because of a "fluctuation in proficiency rates that cannot credibly be attributed to real changes in student performance". See detailed notes concerning this issue.
Note 6 : Accountability Score not provided by WDE.
Note 7: If scores or percentages are blank, then either students were not tested with PAWS/ACT or there were less than five students tested.
Note 8: To protect individual student confidentiality, results are not reported for 5 or fewer students and performance percentages are capped and indicated with>= or <=.
Notes for school:

Mission Statement
<i>We empower all learners to succeed in an ever changing world.</i>



2013 School Status Snapshot

Shoshoni High School

Fremont #24

<b>Accountability Rating</b>  <span style="font-size: 2em; color: red;">?</span>  See Note 7
--

School Information			
<b>Basic info</b>	<b>Shoshoni High School</b>		
School ID		724055	
School Type		9-12	
Enrollment		104	
2012 Graduation Rate		83.9%	
Year Built		1937	
Certified Instructors		Note 1	
Overall Student/Teacher ratio		Note 1	
% of students with one or more college courses		Note 2	
2012-13 AYP Status: Not In School Improvement			
<b>Student Groups</b>	<u>2011</u>	<u>2012</u>	<u>2013</u>
Students with Disabilities		Note 3	
Economically Disadvantaged		Note 3	
English Learners		Note 3	
<b>Principal</b>			
Bruce Thoren bthoren@fremont24.com			
876-2576 x 5317			
<b>Mailing Address</b>			
112 West 3rd Street Shoshoni Wyoming, 82649			
Website <a href="#">Shoshoni High School</a>			

Achievement				
	3-8 (PAWS) Note 8		11th Grade ACT Note 8	
	Below Proficient	Proficient and Advanced		
Reading			<b>21.4</b>	
Math			<b>21.1</b>	
Science			<b>21.3</b>	
Writing	Note 4	Note 4	Note 4	
English			<b>20.0</b>	
Composite			<b>21.1</b>	
<b>Growth</b>				
Reading	Note 1			
Math	Note 1			
Science	Note 1			
Writing	Note 1			

Notes
Note 1 : Data not provided by Wyoming Department of Education (WDE).
Note 2 : Data not available from WDE.
Note 3 : Data not available from WDE.
Note 4 : Writing Scores for SAWS and ACT writing not available.
Note 5: MEMORANDUM NO. 2013-107 from the WDE indicated that cut scores were adjusted because of a "fluctuation in proficiency rates that cannot credibly be attributed to real changes in student performance". See detailed notes concerning this issue.
Note 6 : Accountability Score not provided by WDE.
Note 7: If scores or percentages are blank, then either students were not tested with PAWS/ACT or there were less than five students tested.
Note 8: To protect individual student confidentiality, results are not reported for 5 or fewer students and performance percentages are capped and indicated with>= or <=.
Notes for school:

Mission Statement
<i>We empower all learners to succeed in an ever changing world.</i>

## Fremont County School District #25

Accountability Rating

?

See Note 5

District Information			
<b>Basic info</b> Fremont County School District #25 725000			
Number of Schools			6
Total enrollment			2582
Total State and Local Funding (2011-12)			\$35,425,982
Per Student Funding			\$13,720
Per Student Net Unrestricted Assets			\$3,392
Certified Instructors			Note 1
Overall Student/Teacher ratio			Note 1
% of students with one or more college courses			Note 2
2012-13 AYP Status: Not In District Improvement			
<b>Student Groups</b>			
	<u>2011</u>	<u>2012</u>	<u>2013</u>
Students with Disabilities		Note 3	
Economically Disadvantaged		Note 3	
English Learners		Note 3	
<b>Superintendent</b>			
Terry Snyder			
856-9407			
tsnyder@fremont25.k12.wy.us			
<b>Mailing Address</b>			
121 North 5th Street West			
Riverton, Wyoming 82501			

Achievement		3-8 (PAWS) Note 6			ACT 11th grade scores Note 6		
		Proficient and Advanced	State Proficient and Advanced (including District)	State Proficient and Advanced (excluding District)	District 11th Grade ACT	State 11th Grade ACT (including District)	State 11th Grade ACT (excluding District)
Reading		65.8%	74.6%	74.8%	19.2	20.1	20.1
Math		75.2%	79.0%	79.1%	18.6	19.7	19.7
Science		47.8%	50.8%	50.9%	18.8	19.8	19.8
Writing	Note 4	Note 4	Note 4	Note 4	Note 4	Note 4	Note 4
English					17.6	18.8	18.9
Composite					18.7	19.7	19.7
<b>Growth</b>							
Reading	Note 5						
Math	Note 5						
Science	Note 5						
Writing	Note 5						

Notes
<p>Note 1: Information not provided by Wyoming Department of Education (WDE).</p> <p>Note 2: Information not available from WDE</p> <p>Note 3: Information not provided by WDE.</p> <p>Note 4: Writing scores for SAWS and ACT not released by WDE.</p> <p>Note 5: Growth and Accountability data not provided by WDE.</p> <p>Note 6: To protect individual student confidentiality, results are not reported for 5 or fewer students and performance percentages are capped and indicated with &gt;= or &lt;=.</p>

2013 School Status Snapshot

Ashgrove Elementary

Fremont #25

<b>Accountability Rating</b>  <span style="font-size: 2em; color: red;">?</span>  See Note 7
--

School Information			
<b>Basic info</b>	<b>Ashgrove Elementary</b>		
School ID		725001	
School Type		K-2	
Enrollment		225	
2012 Graduation Rate			
Year Built		1953	
Certified Instructors		Note 1	
Overall Student/Teacher ratio		Note 1	
% of students with one or more college courses		Note 2	
2012-13 AYP Status: Not In School Improvement, Warning Year			
<b>Student Groups</b>	<u>2011</u>	<u>2012</u>	<u>2013</u>
Students with Disabilities		Note 3	
Economically Disadvantaged		Note 3	
English Learners		Note 3	
<b>Principal</b>			
Alleta Baltes abaltes@fremont25.k12.wy.us			
856-2626			
<b>Mailing Address</b>			
121 North 5th Street West Riverton Wyoming, 82501			
Website <a href="#">Ashgrove Elementary</a>			

Achievement	3-8 (PAWS) Note 8		11th Grade ACT Note 8	
	Below Proficient	Proficient and Advanced		
Reading				
Math				
Science				
Writing	Note 4	Note 4	Note 4	
English				
Composite				
<b>Growth</b>				
Reading	Note 1			
Math	Note 1			
Science	Note 1			
Writing	Note 1			

Notes
Note 1 : Data not provided by Wyoming Department of Education (WDE).
Note 2 : Data not available from WDE.
Note 3 : Data not available from WDE.
Note 4 : Writing Scores for SAWS and ACT writing not available.
Note 5: MEMORANDUM NO. 2013-107 from the WDE indicated that cut scores were adjusted because of a "fluctuation in proficiency rates that cannot credibly be attributed to real changes in student performance". See detailed notes concerning this issue.
Note 6 : Accountability Score not provided by WDE.
Note 7: If scores or percentages are blank, then either students were not tested with PAWS/ACT or there were less than five students tested.
Note 8: To protect individual student confidentiality, results are not reported for 5 or fewer students and performance percentages are capped and indicated with>= or <=.
Notes for school: Last tested Spring 2012

Mission Statement
<i>The mission of Ashgrove Elementary is to prepare children from many backgrounds and varied abilities to be lifelong learners.</i>

2013 School Status Snapshot

Jackson Elementary

Fremont #25

<b>Accountability Rating</b>  <span style="font-size: 2em; color: red;">?</span>  See Note 7
--

School Information			
<b>Basic info</b>	<b>Jackson Elementary</b>		
School ID		725003	
School Type		K-2	
Enrollment		167	
2012 Graduation Rate			
Year Built		1960	
Certified Instructors		Note 1	
Overall Student/Teacher ratio		Note 1	
% of students with one or more college courses		Note 2	
2012-13 AYP Status: Not In School Improvement			
<b>Student Groups</b>	<u>2011</u>	<u>2012</u>	<u>2013</u>
Students with Disabilities		Note 3	
Economically Disadvantaged		Note 3	
English Learners		Note 3	
<b>Principal</b>			
Curt Collins ccollins@fremont25.k12.wy.us			
856-9443			
<b>Mailing Address</b>			
121 North 5th Street West Riverton Wyoming, 82501			
Website <a href="#">Jackson Elementary</a>			

Achievement			
	3-8 (PAWS) Note 8		11th Grade ACT Note 8
	Below Proficient	Proficient and Advanced	
Reading			
Math			
Science			
Writing	Note 4	Note 4	Note 4
English			
Composite			
Growth			
Reading	Note 1		
Math	Note 1		
Science	Note 1		
Writing	Note 1		


Notes
Note 1 : Data not provided by Wyoming Department of Education (WDE).
Note 2 : Data not available from WDE.
Note 3 : Data not available from WDE.
Note 4 : Writing Scores for SAWS and ACT writing not available.
Note 5: MEMORANDUM NO. 2013-107 from the WDE indicated that cut scores were adjusted because of a "fluctuation in proficiency rates that cannot credibly be attributed to real changes in student performance". See detailed notes concerning this issue.
Note 6 : Accountability Score not provided by WDE.
Note 7: If scores or percentages are blank, then either students were not tested with PAWS/ACT or there were less than five students tested.
Note 8: To protect individual student confidentiality, results are not reported for 5 or fewer students and performance percentages are capped and indicated with>= or <=.
Notes for school: Last tested Spring 2012

Mission Statement
None located

**2013 School Status Snapshot**

**Aspen Park Elementary**

**Fremont #25**

<b>Accountability Rating</b>    See Note 7
---

School Information			
<b>Basic info</b>	<b>Aspen Park Elementary</b>		
School ID	725005		
School Type	K-2		
Enrollment	282		
2012 Graduation Rate			
Year Built	2009		
Certified Instructors	Note 1		
Overall Student/Teacher ratio	Note 1		
% of students with one or more college courses	Note 2		
2012-13 AYP Status: School Improvement, Year 1 (Holding)			
<b>Student Groups</b>	<u>2011</u>	<u>2012</u>	<u>2013</u>
Students with Disabilities		Note 3	
Economically Disadvantaged		Note 3	
English Learners		Note 3	
<b>Principal</b>			
Andrea Verosky averosky@fremont25.k12.wy.us			
856-2625			
<b>Mailing Address</b>			
121 North 5th Street West Riverton Wyoming, 82501			
Website <a href="#">Aspen Park Elementary</a>			

	3-8 (PAWS) Note 8		11th Grade ACT Note 8	
	Below Proficient	Proficient and Advanced		
Reading				
Math				
Science				
Writing	Note 4	Note 4	Note 4	
English				
Composite				
<b>Growth</b>				
Reading	Note 1			
Math	Note 1			
Science	Note 1			
Writing	Note 1			

Notes
Note 1 : Data not provided by Wyoming Department of Education (WDE).
Note 2 : Data not available from WDE.
Note 3 : Data not available from WDE.
Note 4 : Writing Scores for SAWS and ACT writing not available.
Note 5: MEMORANDUM NO. 2013-107 from the WDE indicated that cut scores were adjusted because of a "fluctuation in proficiency rates that cannot credibly be attributed to real changes in student performance". See detailed notes concerning this issue.
Note 6 : Accountability Score not provided by WDE.
Note 7: If scores or percentages are blank, then either students were not tested with PAWS/ACT or there were less than five students tested.
Note 8: To protect individual student confidentiality, results are not reported for 5 or fewer students and performance percentages are capped and indicated with>= or <=.
Notes for school: Last tested Spring 2012

Mission Statement
<i>Aspen Park is a safe, positive community which promotes lifelong learning for all.</i>

**2013 School Status Snapshot**

**Rendezvous Elementary**

**Fremont #25**

<b>Accountability Rating</b>  <span style="font-size: 2em; color: red;">?</span>  See Note 7
--

School Information			
<b>Basic info</b>	<b>Rendezvous Elementary</b>		
School ID	725007		
School Type	3-5		
Enrollment	581		
2012 Graduation Rate			
Year Built	1959		
Certified Instructors	Note 1		
Overall Student/Teacher ratio	Note 1		
% of students with one or more college courses	Note 2		
2012-13 AYP Status: Not In School Improvement, Warning Year			
<b>Student Groups</b>	<u>2011</u>	<u>2012</u>	<u>2013</u>
Students with Disabilities		Note 3	
Economically Disadvantaged		Note 3	
English Learners		Note 3	
<b>Principal</b>			
Sheryl Esposito sesposito@fremont25.k12.wy.us			
857-7070			
<b>Mailing Address</b>			
121 North 5th Street West Riverton Wyoming, 82501			
Website <a href="#">Rendezvous Elementary</a>			

	3-8 (PAWS) Note 8		11th Grade ACT Note 8	
	Below Proficient	Proficient and Advanced		
Reading	40%	<b>60%</b>		
Math	28%	<b>72%</b>		
Science	51%	<b>49%</b>		
Writing	Note 4	Note 4	Note 4	
English				
Composite				
<b>Growth</b>				
Reading	Note 1			
Math	Note 1			
Science	Note 1			
Writing	Note 1			

Notes
Note 1 : Data not provided by Wyoming Department of Education (WDE).
Note 2 : Data not available from WDE.
Note 3 : Data not available from WDE.
Note 4 : Writing Scores for SAWS and ACT writing not available.
Note 5: MEMORANDUM NO. 2013-107 from the WDE indicated that cut scores were adjusted because of a "fluctuation in proficiency rates that cannot credibly be attributed to real changes in student performance". See detailed notes concerning this issue.
Note 6 : Accountability Score not provided by WDE.
Note 7: If scores or percentages are blank, then either students were not tested with PAWS/ACT or there were less than five students tested.
Note 8: To protect individual student confidentiality, results are not reported for 5 or fewer students and performance percentages are capped and indicated with >= or <=.
Notes for school: Configuration Change for Spring 2013 to 3-5. Jackson, Ashgrove and Aspen changed to K-2

Mission Statement
<i>Rendezvous Elementary School encourages, inspires, and expects students to achieve to their greatest potential in a learning environment that is stable, safe, positive, and challenging, together with families and our community.</i>

2013 School Status Snapshot

Riverton Middle School

Fremont #25

<b>Accountability Rating</b>  <span style="font-size: 2em; color: red;">?</span>  See Note 7
--

School Information			
<b>Basic info</b>	<b>Riverton Middle School</b>		
School ID		725050	
School Type		6-8	
Enrollment		573	
2012 Graduation Rate			
Year Built		2002	
Certified Instructors		Note 1	
Overall Student/Teacher ratio		Note 1	
% of students with one or more college courses		Note 2	
2012-13 AYP Status: School Improvement, Year 3 (Holding)			
<b>Student Groups</b>	<u>2011</u>	<u>2012</u>	<u>2013</u>
Students with Disabilities		Note 3	
Economically Disadvantaged		Note 3	
English Learners		Note 3	
<b>Principal</b>			
Cheryl Mowry cmowry@fremont25.k12.wy.us			
856-9443			
<b>Mailing Address</b>			
121 North 5th Street West Riverton Wyoming, 82501			
Website <a href="#">Riverton Middle School</a>			

	3-8 (PAWS) Note 8		11th Grade ACT Note 8	
	Below Proficient	Proficient and Advanced		
Reading	28%	72%		
Math	22%	78%		
Science	54%	46%		
Writing	Note 4	Note 4	Note 4	
English				
Composite				
<b>Growth</b>				
Reading	Note 1			
Math	Note 1			
Science	Note 1			
Writing	Note 1			

Notes
Note 1 : Data not provided by Wyoming Department of Education (WDE).
Note 2 : Data not available from WDE.
Note 3 : Data not available from WDE.
Note 4 : Writing Scores for SAWS and ACT writing not available.
Note 5: MEMORANDUM NO. 2013-107 from the WDE indicated that cut scores were adjusted because of a "fluctuation in proficiency rates that cannot credibly be attributed to real changes in student performance". See detailed notes concerning this issue.
Note 6 : Accountability Score not provided by WDE.
Note 7: If scores or percentages are blank, then either students were not tested with PAWS/ACT or there were less than five students tested.
Note 8: To protect individual student confidentiality, results are not reported for 5 or fewer students and performance percentages are capped and indicated with>= or <=.
Notes for school:

Mission Statement
<i>The mission of Riverton Middle School is to pursue growth of students through academic, social, and emotional growth, exploration, citizenship and enrichment.</i>

2013 School Status Snapshot

Riverton High School

Fremont #25

<b>Accountability Rating</b>  <span style="font-size: 2em; color: red;">?</span>  See Note 7
--

School Information			
<b>Basic info</b>	<b>Riverton High School</b>		
School ID		725056	
School Type		9-12	
Enrollment		754	
2012 Graduation Rate		73.5%	
Year Built		1981	
Certified Instructors		Note 1	
Overall Student/Teacher ratio		Note 1	
% of students with one or more college courses		Note 2	
2012-13 AYP Status: Not In School Improvement			
<b>Student Groups</b>	<u>2011</u>	<u>2012</u>	<u>2013</u>
Students with Disabilities		Note 3	
Economically Disadvantaged		Note 3	
English Learners		Note 3	
<b>Principal</b>			
John Griffith jgriffith@fremont25.k12.wy.us			
856-9491 x 4270			
<b>Mailing Address</b>			
121 North 5th Street West Riverton Wyoming, 82501			
Website <a href="#">Riverton High School</a>			

Achievement				
	3-8 (PAWS) Note 8		11th Grade ACT Note 8	
	Below Proficient	Proficient and Advanced		
Reading			<b>19.2</b>	
Math			<b>18.6</b>	
Science			<b>18.8</b>	
Writing	Note 4	Note 4	Note 4	
English			<b>17.6</b>	
Composite			<b>18.7</b>	
<b>Growth</b>				
Reading	Note 1			
Math	Note 1			
Science	Note 1			
Writing	Note 1			

Notes
Note 1 : Data not provided by Wyoming Department of Education (WDE).
Note 2 : Data not available from WDE.
Note 3 : Data not available from WDE.
Note 4 : Writing Scores for SAWS and ACT writing not available.
Note 5: MEMORANDUM NO. 2013-107 from the WDE indicated that cut scores were adjusted because of a "fluctuation in proficiency rates that cannot credibly be attributed to real changes in student performance". See detailed notes concerning this issue.
Note 6 : Accountability Score not provided by WDE.
Note 7: If scores or percentages are blank, then either students were not tested with PAWS/ACT or there were less than five students tested.
Note 8: To protect individual student confidentiality, results are not reported for 5 or fewer students and performance percentages are capped and indicated with>= or <=.
Notes for school:

Mission Statement
<i>Preparing students to be independent productive members of society.</i>



# Fremont County School District #38

Accountability Rating

?

See Note 5

## District Information

<b>Basic info</b>	<b>Fremont County School District #38</b>			<b>738000</b>
Number of Schools				2
Total enrollment				392
Total State and Local Funding (2011-12)				\$11,696,588
Per Student Funding				\$29,838
Per Student Net Unrestricted Assets				\$27,731
Certified Instructors				Note 1
Overall Student/Teacher ratio				Note 1
% of students with one or more college courses				Note 2
2012-13 AYP Status: Not In District Improvement				
<b>Student Groups</b>	<u>2011</u>	<u>2012</u>	<u>2013</u>	
Students with Disabilities		Note 3		
Economically Disadvantaged		Note 3		
English Learners		Note 3		
<b>Superintendent</b>				
Chantell Denson				
856-9333				
cdenson@fremont38.k12.wy.us				
<b>Mailing Address</b>				
445 Little Wind River Bottom Road				
Arapahoe, Wyoming 82510				

## Achievement

	3-8 (PAWS) Note 6			ACT 11th grade scores Note 6		
	Proficient and Advanced	State Proficient and Advanced (including District)	State Proficient and Advanced (excluding District)	District 11th Grade ACT students t€	State 11th Grade ACT (including District)	State 11th Grade ACT (excluding District)
Reading	40.5%	74.6%	74.8%	students t€	20.1	
Math	41.5%	79.0%	79.1%	students t€	19.7	
Science	17.3%	50.8%	51.0%	students t€	19.8	
Writing	Note 4	Note 4	Note 4	Note 4	Note 4	Note 4
English				students t€	18.8	
Composite				students t€	19.7	
<b>Growth</b>						
Reading	Note 5					
Math	Note 5					
Science	Note 5					
Writing	Note 5					

## Notes

Note 1: Information not provided by Wyoming Department of Education (WDE).

Note 2: Information not available from WDE

Note 3: Information not provided by WDE.

Note 4: Writing scores for SAWS and ACT not released by WDE.

Note 5: Growth and Accountability data not provided by WDE.

Note 6: To protect individual student confidentiality, results are not reported for 5 or fewer students and performance percentages are capped and indicated with >= or <=.

2013 School Status Snapshot

Arapahoe Elementary

Fremont #38

<b>Accountability Rating</b>  <span style="font-size: 2em; color: red;">?</span>  See Note 7
--

School Information			
<b>Basic info</b>	<b>Arapahoe Elementary</b>		
School ID	738001		
School Type	K-8		
Enrollment	359		
2012 Graduation Rate			
Year Built	2010		
Certified Instructors	Note 1		
Overall Student/Teacher ratio	Note 1		
% of students with one or more college courses	Note 2		
2012-13 AYP Status: School Improvement, Year 5 (Holding)			
<b>Student Groups</b>	<u>2011</u>	<u>2012</u>	<u>2013</u>
Students with Disabilities		Note 3	
Economically Disadvantaged		Note 3	
English Learners		Note 3	
<b>Principal</b>			
Victoria Sherman vsherman@fremont38.k12.wy.us			
856-9333			
<b>Mailing Address</b>			
445 Little Wind River Bottom Road Arapahoe Wyoming, 82510			
Website <a href="#">Arapahoe Elementary</a>			

	3-8 (PAWS) Note 8		11th Grade ACT Note 8
	Below Proficient	Proficient and Advanced	
Reading	59%	41%	
Math	58%	42%	
Science	83%	17%	
Writing	Note 4	Note 4	Note 4
English			
Composite			
<b>Growth</b>			
Reading	Note 1		
Math	Note 1		
Science	Note 1		
Writing	Note 1		

Notes
Note 1 : Data not provided by Wyoming Department of Education (WDE).
Note 2 : Data not available from WDE.
Note 3 : Data not available from WDE.
Note 4 : Writing Scores for SAWS and ACT writing not available.
Note 5: MEMORANDUM NO. 2013-107 from the WDE indicated that cut scores were adjusted because of a "fluctuation in proficiency rates that cannot credibly be attributed to real changes in student performance". See detailed notes concerning this issue.
Note 6 : Accountability Score not provided by WDE.
Note 7: If scores or percentages are blank, then either students were not tested with PAWS/ACT or there were less than five students tested.
Note 8: To protect individual student confidentiality, results are not reported for 5 or fewer students and performance percentages are capped and indicated with>= or <=.
Notes for school: Fall 2013, configuration change to K-5. Initiating 6-8 Middle School

Mission Statement
None located

# Goshen County School District #1

<b>Accountability Rating</b>  <span style="font-size: 2em; color: red;">?</span>  See Note 5
--

## District Information

<b>Basic info</b>	<b>Goshen County School District #1</b>	<b>801000</b>	
Number of Schools		11	
Total enrollment		1719	
Total State and Local Funding (2011-12)		\$29,704,187	
Per Student Funding		\$17,280	
Per Student Net Unrestricted Assets		\$2,724	
Certified Instructors		Note 1	
Overall Student/Teacher ratio		Note 1	
% of students with one or more college courses		Note 2	
2012-13 AYP Status: District Improvement, Year 1			
<b>Student Groups</b>	<u>2011</u>	<u>2012</u>	<u>2013</u>
Students with Disabilities		Note 3	
Economically Disadvantaged		Note 3	
English Learners		Note 3	
<b>Superintendent</b>			
Jean Chrostoski 532-2171 jchrostoski@goshen1.org			
<b>Mailing Address</b>			
626 West 25th Avenue Torrington, Wyoming 82240			

## Achievement

	3-8 (PAWS) Note 6			ACT 11th grade scores Note 6		
	Proficient and Advanced	State Proficient and Advanced (including District)	State Proficient and Advanced (excluding District)	District 11th Grade ACT	State 11th Grade ACT (including District)	State 11th Grade ACT (excluding District)
Reading	76.6%	74.6%	74.6%	20.3	20.1	20.1
Math	81.5%	79.0%	78.9%	19.2	19.7	19.7
Science	50.6%	50.8%	50.9%	20.2	19.8	19.8
Writing	Note 4	Note 4	Note 4	Note 4	Note 4	Note 4
English				18.8	18.8	18.8
Composite				19.7	19.7	19.7
<b>Growth</b>						
Reading	Note 5					
Math	Note 5					
Science	Note 5					
Writing	Note 5					

## Notes

Note 1: Information not provided by Wyoming Department of Education (WDE).

Note 2: Information not available from WDE

Note 3: Information not provided by WDE.

Note 4: Writing scores for SAWS and ACT not released by WDE.

Note 5: Growth and Accountability data not provided by WDE.

Note 6: To protect individual student confidentiality, results are not reported for 5 or fewer students and performance percentages are capped and indicated with >= or <=.

<b>Accountability Rating</b>  <span style="font-size: 2em; color: red;">?</span>  See Note 7
--

School Information			
<b>Basic info</b>	<b>Arapahoe Charter High School</b>		
School ID		738055	
School Type		9-12	
Enrollment		33	
2012 Graduation Rate		26.3%	
Year Built		2005	
Certified Instructors		Note 1	
Overall Student/Teacher ratio		Note 1	
% of students with one or more college courses		Note 2	
2012-13 AYP Status: School Improvement, Year 4			
<b>Student Groups</b>	<u>2011</u>	<u>2012</u>	<u>2013</u>
Students with Disabilities		Note 3	
Economically Disadvantaged		Note 3	
English Learners		Note 3	
<b>Principal</b>			
Jan Jorgensen jjorgensen@fremont38.k12.wy.us			
856-9333 x 221			
<b>Mailing Address</b>			
189 Left Hand Ditch Road Riverton Wyoming, 82501			
Website <a href="#">Arapahoe Charter High School</a>			

Achievement			
	3-8 (PAWS) Note 8		11th Grade ACT Note 8
	Below Proficient	Proficient and Advanced	
Reading			Students tested
Math			Students tested
Science			Students tested
Writing	Note 4	Note 4	Note 4
English			Students tested
Composite			Students tested
Growth			
Reading	Note 1		
Math	Note 1		
Science	Note 1		
Writing	Note 1		

Notes
Note 1 : Data not provided by Wyoming Department of Education (WDE).
Note 2 : Data not available from WDE.
Note 3 : Data not available from WDE.
Note 4 : Writing Scores for SAWS and ACT writing not available.
Note 5: MEMORANDUM NO. 2013-107 from the WDE indicated that cut scores were adjusted because of a "fluctuation in proficiency rates that cannot credibly be attributed to real changes in student performance". See detailed notes concerning this issue.
Note 6 : Accountability Score not provided by WDE.
Note 7: If scores or percentages are blank, then either students were not tested with PAWS/ACT or there were less than five students tested.
Note 8: To protect individual student confidentiality, results are not reported for 5 or fewer students and performance percentages are capped and indicated with>= or <=.
Notes for school:

Mission Statement
None located

2013 School Status Snapshot

Southeast Elementary

Goshen #1

<b>Accountability Rating</b>  <span style="font-size: 2em; color: red;">?</span>  See Note 7
--

School Information			
<b>Basic info</b>	<b>Southeast Elementary</b>		
School ID	801002		
School Type	K-6		
Enrollment	118		
2012 Graduation Rate			
Year Built	1980		
Certified Instructors	Note 1		
Overall Student/Teacher ratio	Note 1		
% of students with one or more college courses	Note 2		
2012-13 AYP Status: Not In School Improvement			
<b>Student Groups</b>	<u>2011</u>	<u>2012</u>	<u>2013</u>
Students with Disabilities		Note 3	
Economically Disadvantaged		Note 3	
English Learners		Note 3	
<b>Principal</b>			
Cory Gilchrist cgilchrist@goshen1.org			
837-2254			
<b>Mailing Address</b>			
P.O. Box 160 Yoder Wyoming, 82244			
Website <a href="#">Southeast Elementary</a>			

	3-8 (PAWS) Note 8		11th Grade ACT Note 8	
	Below Proficient	Proficient and Advanced		
Reading	23%	<b>78%</b>		
Math	15%	<b>85%</b>		
Science	19%	<b>81%</b>		
Writing	Note 4	Note 4	Note 4	
English				
Composite				
<b>Growth</b>				
Reading	Note 1			
Math	Note 1			
Science	Note 1			
Writing	Note 1			

Notes
Note 1 : Data not provided by Wyoming Department of Education (WDE).
Note 2 : Data not available from WDE.
Note 3 : Data not available from WDE.
Note 4 : Writing Scores for SAWS and ACT writing not available.
Note 5: MEMORANDUM NO. 2013-107 from the WDE indicated that cut scores were adjusted because of a "fluctuation in proficiency rates that cannot credibly be attributed to real changes in student performance". See detailed notes concerning this issue.
Note 6 : Accountability Score not provided by WDE.
Note 7: If scores or percentages are blank, then either students were not tested with PAWS/ACT or there were less than five students tested.
Note 8: To protect individual student confidentiality, results are not reported for 5 or fewer students and performance percentages are capped and indicated with>= or <=.
Notes for school:

Mission Statement
None located

2013 School Status Snapshot

La Grange Elementary

Goshen #1

<b>Accountability Rating</b>  <span style="font-size: 2em; color: red;">?</span>  See Note 7
--

School Information			
<b>Basic info</b>	<b>La Grange Elementary</b>		
School ID		801004	
School Type		K-6	
Enrollment		25	
2012 Graduation Rate			
Year Built		1928	
Certified Instructors		Note 1	
Overall Student/Teacher ratio		Note 1	
% of students with one or more college courses		Note 2	
2012-13 AYP Status: Not In School Improvement			
<b>Student Groups</b>	<u>2011</u>	<u>2012</u>	<u>2013</u>
Students with Disabilities		Note 3	
Economically Disadvantaged		Note 3	
English Learners		Note 3	
<b>Principal</b>			
Cory Gilchrist cgilchrist@goshen1.org			
837-2254			
<b>Mailing Address</b>			
P.O. Box 188 La Grange Wyoming, 82221			
Website <a href="#">La Grange Elementary</a>			

Achievement			
	3-8 (PAWS) Note 8		11th Grade ACT Note 8
	Below Proficient ≤ 10%	Proficient and Advanced ≥ 90%	
Reading			
Math	13%	87%	
Science			
Writing	Note 4	Note 4	Note 4
English			
Composite			
Growth			
Reading	Note 1		
Math	Note 1		
Science	Note 1		
Writing	Note 1		

Notes
Note 1 : Data not provided by Wyoming Department of Education (WDE).
Note 2 : Data not available from WDE.
Note 3 : Data not available from WDE.
Note 4 : Writing Scores for SAWS and ACT writing not available.
Note 5: MEMORANDUM NO. 2013-107 from the WDE indicated that cut scores were adjusted because of a "fluctuation in proficiency rates that cannot credibly be attributed to real changes in student performance". See detailed notes concerning this issue.
Note 6 : Accountability Score not provided by WDE.
Note 7: If scores or percentages are blank, then either students were not tested with PAWS/ACT or there were less than five students tested.
Note 8: To protect individual student confidentiality, results are not reported for 5 or fewer students and performance percentages are capped and indicated with ≥ or ≤.
Notes for school:

Mission Statement
None located

**2013 School Status Snapshot**

**Lingle-Ft. Laramie Elementary**

**Goshen #1**

<b>Accountability Rating</b>  <span style="font-size: 2em; color: red;">?</span>  See Note 7
--

School Information			
<b>Basic info</b>	<b>Lingle-Ft. Laramie Elementary</b>		
School ID	801005		
School Type	K-5		
Enrollment	115		
2012 Graduation Rate			
Year Built	1934		
Certified Instructors	Note 1		
Overall Student/Teacher ratio	Note 1		
% of students with one or more college courses	Note 2		
2012-13 AYP Status: Not In School Improvement			
<b>Student Groups</b>	<u>2011</u>	<u>2012</u>	<u>2013</u>
Students with Disabilities		Note 3	
Economically Disadvantaged		Note 3	
English Learners		Note 3	
<b>Principal</b>			
Cory Gilchrist cgilchrist@goshen1.org			
837-2254			
<b>Mailing Address</b>			
P.O. Box 379 Lingle Wyoming, 82223			
Website <a href="#">Lingle-Ft. Laramie Elementary</a>			

Achievement	3-8 (PAWS) Note 8		11th Grade ACT Note 8
	Below Proficient	Proficient and Advanced	
Reading	23%	77%	
Math	15%	85%	
Science	36%	64%	
Writing	Note 4	Note 4	Note 4
English			
Composite			
<b>Growth</b>			
Reading	Note 1		
Math	Note 1		
Science	Note 1		
Writing	Note 1		

Notes
Note 1 : Data not provided by Wyoming Department of Education (WDE).
Note 2 : Data not available from WDE.
Note 3 : Data not available from WDE.
Note 4 : Writing Scores for SAWS and ACT writing not available.
Note 5: MEMORANDUM NO. 2013-107 from the WDE indicated that cut scores were adjusted because of a "fluctuation in proficiency rates that cannot credibly be attributed to real changes in student performance". See detailed notes concerning this issue.
Note 6 : Accountability Score not provided by WDE.
Note 7: If scores or percentages are blank, then either students were not tested with PAWS/ACT or there were less than five students tested.
Note 8: To protect individual student confidentiality, results are not reported for 5 or fewer students and performance percentages are capped and indicated with>= or <=.
Notes for school:

Mission Statement
None located

2013 School Status Snapshot

Trail Elementary

Goshen #1

<b>Accountability Rating</b>  <span style="font-size: 2em; color: red;">?</span>  See Note 7
--

School Information			
<b>Basic info</b>	<b>Trail Elementary</b>		
School ID	801006		
School Type	3-5		
Enrollment	254		
2012 Graduation Rate			
Year Built	1987		
Certified Instructors	Note 1		
Overall Student/Teacher ratio	Note 1		
% of students with one or more college courses	Note 2		
2012-13 AYP Status: School Improvement, Year 2			
<b>Student Groups</b>	<u>2011</u>	<u>2012</u>	<u>2013</u>
Students with Disabilities		Note 3	
Economically Disadvantaged		Note 3	
English Learners		Note 3	
<b>Principal</b>			
Diane Nye dnye@goshen1.org			
532-5429			
<b>Mailing Address</b>			
1601 East M Street Torrington Wyoming, 82240			
Website <a href="#">Trail Elementary</a>			

	3-8 (PAWS) Note 8		11th Grade ACT Note 8
	Below Proficient	Proficient and Advanced	
Reading	33%	67%	
Math	18%	82%	
Science	45%	55%	
Writing	Note 4	Note 4	Note 4
English			
Composite			
<b>Growth</b>			
Reading	Note 1		
Math	Note 1		
Science	Note 1		
Writing	Note 1		

Notes
Note 1 : Data not provided by Wyoming Department of Education (WDE).
Note 2 : Data not available from WDE.
Note 3 : Data not available from WDE.
Note 4 : Writing Scores for SAWS and ACT writing not available.
Note 5: MEMORANDUM NO. 2013-107 from the WDE indicated that cut scores were adjusted because of a "fluctuation in proficiency rates that cannot credibly be attributed to real changes in student performance". See detailed notes concerning this issue.
Note 6 : Accountability Score not provided by WDE.
Note 7: If scores or percentages are blank, then either students were not tested with PAWS/ACT or there were less than five students tested.
Note 8: To protect individual student confidentiality, results are not reported for 5 or fewer students and performance percentages are capped and indicated with>= or <=.
Notes for school:

Mission Statement
None located



2013 School Status Snapshot

Lincoln Elementary

Goshen #1

<b>Accountability Rating</b>  <span style="font-size: 2em; color: red;">?</span>  See Note 7
--

School Information			
<b>Basic info</b>	<b>Lincoln Elementary</b>		
School ID		801007	
School Type		K-2	
Enrollment		256	
2012 Graduation Rate			
Year Built		2006	
Certified Instructors		Note 1	
Overall Student/Teacher ratio		Note 1	
% of students with one or more college courses		Note 2	
2012-13 AYP Status: School Improvement, Year 2			
<b>Student Groups</b>	<u>2011</u>	<u>2012</u>	<u>2013</u>
Students with Disabilities		Note 3	
Economically Disadvantaged		Note 3	
English Learners		Note 3	
<b>Principal</b>			
Angie Halvorson ahalvorson@goshen1.org			
532-4003			
<b>Mailing Address</b>			
1402 East P Street Torrington Wyoming, 82240			
Website <a href="#">Lincoln Elementary</a>			

Achievement			
	3-8 (PAWS) Note 8		11th Grade ACT Note 8
	Below Proficient	Proficient and Advanced	
Reading			
Math			
Science			
Writing	Note 4	Note 4	Note 4
English			
Composite			
Growth			
Reading	Note 1		
Math	Note 1		
Science	Note 1		
Writing	Note 1		

Notes
Note 1 : Data not provided by Wyoming Department of Education (WDE).
Note 2 : Data not available from WDE.
Note 3 : Data not available from WDE.
Note 4 : Writing Scores for SAWS and ACT writing not available.
Note 5: MEMORANDUM NO. 2013-107 from the WDE indicated that cut scores were adjusted because of a "fluctuation in proficiency rates that cannot credibly be attributed to real changes in student performance". See detailed notes concerning this issue.
Note 6 : Accountability Score not provided by WDE.
Note 7: If scores or percentages are blank, then either students were not tested with PAWS/ACT or there were less than five students tested.
Note 8: To protect individual student confidentiality, results are not reported for 5 or fewer students and performance percentages are capped and indicated with>= or <=.
Notes for school:

Mission Statement
None located

<b>Accountability Rating</b>  <span style="font-size: 2em; color: red;">?</span>  See Note 7
--

School Information			
<b>Basic info</b>	<b>Lingle-Ft. Laramie Middle School</b>		
School ID	801050		
School Type	6-8		
Enrollment	53		
2012 Graduation Rate			
Year Built	1964		
Certified Instructors	Note 1		
Overall Student/Teacher ratio	Note 1		
% of students with one or more college courses	Note 2		
2012-13 AYP Status: Not In School Improvement			
<b>Student Groups</b>	<u>2011</u>	<u>2012</u>	<u>2013</u>
Students with Disabilities		Note 3	
Economically Disadvantaged		Note 3	
English Learners		Note 3	
<b>Principal</b>			
Jerry Vandersloot jvandersloot@goshen1.org			
837-2296			
<b>Mailing Address</b>			
P.O. Box 379 Lingle Wyoming, 82223			
Website <a href="#">Lingle-Ft. Laramie Middle Schor</a>			

	3-8 (PAWS) Note 8		11th Grade ACT Note 8	
	Below Proficient	Proficient and Advanced		
Reading	15%	85%		
Math	15%	85%		
Science	33%	67%		
Writing	Note 4	Note 4	Note 4	
English				
Composite				
<b>Growth</b>				
Reading	Note 1			
Math	Note 1			
Science	Note 1			
Writing	Note 1			

Notes
Note 1 : Data not provided by Wyoming Department of Education (WDE).
Note 2 : Data not available from WDE.
Note 3 : Data not available from WDE.
Note 4 : Writing Scores for SAWS and ACT writing not available.
Note 5: MEMORANDUM NO. 2013-107 from the WDE indicated that cut scores were adjusted because of a "fluctuation in proficiency rates that cannot credibly be attributed to real changes in student performance". See detailed notes concerning this issue.
Note 6 : Accountability Score not provided by WDE.
Note 7: If scores or percentages are blank, then either students were not tested with PAWS/ACT or there were less than five students tested.
Note 8: To protect individual student confidentiality, results are not reported for 5 or fewer students and performance percentages are capped and indicated with>= or <=.
Notes for school:

Mission Statement
<i>The mission of Lingle-Ft. Laramie Schools is to increase student learning by providing students and staff with meaningful, challenging, and educational experiences in a safe, supportive environment.</i>

2013 School Status Snapshot

Southeast Junior High School

Goshen #1

<b>Accountability Rating</b>  <span style="font-size: 2em; color: red;">?</span>  See Note 7
--

School Information			
<b>Basic info</b>	<b>Southeast Junior High School</b>		
School ID	801051		
School Type	7-8		
Enrollment	49		
2012 Graduation Rate			
Year Built	1980		
Certified Instructors	Note 1		
Overall Student/Teacher ratio	Note 1		
% of students with one or more college courses	Note 2		
2012-13 AYP Status: Not In School Improvement			
<b>Student Groups</b>	<u>2011</u>	<u>2012</u>	<u>2013</u>
Students with Disabilities		Note 3	
Economically Disadvantaged		Note 3	
English Learners		Note 3	
<b>Principal</b>			
Randy Epler repler@goshen1.org			
532-7176			
<b>Mailing Address</b>			
P.O. Box 160 Yoder Wyoming, 82244			
Website <a href="#">Southeast Junior High School</a>			

	3-8 (PAWS) Note 8		11th Grade ACT Note 8
	Below Proficient	Proficient and Advanced	
Reading	12%	<b>88%</b>	
Math	13%	<b>87%</b>	
Science	31%	<b>69%</b>	
Writing	Note 4	Note 4	Note 4
English			
Composite			
<b>Growth</b>			
Reading	Note 1		
Math	Note 1		
Science	Note 1		
Writing	Note 1		

Notes
Note 1 : Data not provided by Wyoming Department of Education (WDE).
Note 2 : Data not available from WDE.
Note 3 : Data not available from WDE.
Note 4 : Writing Scores for SAWS and ACT writing not available.
Note 5: MEMORANDUM NO. 2013-107 from the WDE indicated that cut scores were adjusted because of a "fluctuation in proficiency rates that cannot credibly be attributed to real changes in student performance". See detailed notes concerning this issue.
Note 6 : Accountability Score not provided by WDE.
Note 7: If scores or percentages are blank, then either students were not tested with PAWS/ACT or there were less than five students tested.
Note 8: To protect individual student confidentiality, results are not reported for 5 or fewer students and performance percentages are capped and indicated with>= or <=.
Notes for school:

Mission Statement
<i>Caring people that lead, empower, and inspire all students to achieve excellence.</i>

2013 School Status Snapshot

Torrington Middle School

Goshen #1

<b>Accountability Rating</b>  <span style="font-size: 2em; color: red;">?</span>  See Note 7
--

School Information			
<b>Basic info</b>	<b>Torrington Middle School</b>		
School ID	801052		
School Type	6-8		
Enrollment	289		
2012 Graduation Rate			
Year Built	2008		
Certified Instructors	Note 1		
Overall Student/Teacher ratio	Note 1		
% of students with one or more college courses	Note 2		
2012-13 AYP Status: School Improvement, Year 3 (Holding)			
<b>Student Groups</b>	<u>2011</u>	<u>2012</u>	<u>2013</u>
Students with Disabilities		Note 3	
Economically Disadvantaged		Note 3	
English Learners		Note 3	
<b>Principal</b>			
Marvin Haiman mhaiman@goshen1.org			
532-7014			
<b>Mailing Address</b>			
2742 West E Street Torrington Wyoming, 82240			
Website <a href="#">Torrington Middle School</a>			

	3-8 (PAWS) Note 8		11th Grade ACT Note 8
	Below Proficient	Proficient and Advanced	
Reading	20%	80%	
Math	23%	77%	
Science	76%	24%	
Writing	Note 4	Note 4	Note 4
English			
Composite			
Growth			
Reading	Note 1		
Math	Note 1		
Science	Note 1		
Writing	Note 1		

Notes
Note 1 : Data not provided by Wyoming Department of Education (WDE).
Note 2 : Data not available from WDE.
Note 3 : Data not available from WDE.
Note 4 : Writing Scores for SAWS and ACT writing not available.
Note 5: MEMORANDUM NO. 2013-107 from the WDE indicated that cut scores were adjusted because of a "fluctuation in proficiency rates that cannot credibly be attributed to real changes in student performance". See detailed notes concerning this issue.
Note 6 : Accountability Score not provided by WDE.
Note 7: If scores or percentages are blank, then either students were not tested with PAWS/ACT or there were less than five students tested.
Note 8: To protect individual student confidentiality, results are not reported for 5 or fewer students and performance percentages are capped and indicated with>= or <=.
Notes for school:

Mission Statement
Engage All Students.

2013 School Status Snapshot

Southeast High School

Goshen #1

<b>Accountability Rating</b>  <span style="font-size: 2em; color: red;">?</span>  See Note 7
--

School Information			
<b>Basic info</b>	<b>Southeast High School</b>		
School ID	801055		
School Type	9-12		
Enrollment	104		
2012 Graduation Rate	94.4%		
Year Built	1980		
Certified Instructors	Note 1		
Overall Student/Teacher ratio	Note 1		
% of students with one or more college courses	Note 2		
2012-13 AYP Status: Not In School Improvement			
<b>Student Groups</b>	<u>2011</u>	<u>2012</u>	<u>2013</u>
Students with Disabilities		Note 3	
Economically Disadvantaged		Note 3	
English Learners		Note 3	
<b>Principal</b>			
Randy Epler repler@goshen1.org			
532-7176			
<b>Mailing Address</b>			
P.O. Box 160 Yoder Wyoming, 82244			
Website <a href="#">Southeast High School</a>			

Achievement				
	3-8 (PAWS) Note 8		11th Grade ACT Note 8	
	Below Proficient	Proficient and Advanced		
Reading			<b>21.8</b>	
Math			<b>19.1</b>	
Science			<b>21.2</b>	
Writing	Note 4	Note 4	Note 4	
English			<b>20.1</b>	
Composite			<b>20.6</b>	
<b>Growth</b>				
Reading	Note 1			
Math	Note 1			
Science	Note 1			
Writing	Note 1			

Notes
Note 1 : Data not provided by Wyoming Department of Education (WDE).
Note 2 : Data not available from WDE.
Note 3 : Data not available from WDE.
Note 4 : Writing Scores for SAWS and ACT writing not available.
Note 5: MEMORANDUM NO. 2013-107 from the WDE indicated that cut scores were adjusted because of a "fluctuation in proficiency rates that cannot credibly be attributed to real changes in student performance". See detailed notes concerning this issue.
Note 6 : Accountability Score not provided by WDE.
Note 7: If scores or percentages are blank, then either students were not tested with PAWS/ACT or there were less than five students tested.
Note 8: To protect individual student confidentiality, results are not reported for 5 or fewer students and performance percentages are capped and indicated with>= or <=.
Notes for school:

Mission Statement
<i>Caring people that lead, empower, and inspire all students to achieve excellence.</i>

**2013 School Status Snapshot**

**Lingle-Ft. Laramie High School**

**Goshen #1**

<b>Accountability Rating</b>  <span style="font-size: 2em; color: red;">?</span>  See Note 7
--

School Information			
<b>Basic info</b>	<b>Lingle-Ft. Laramie High School</b>		
School ID	801058		
School Type	9-12		
Enrollment	93		
2012 Graduation Rate	90.9%		
Year Built	1964		
Certified Instructors	Note 1		
Overall Student/Teacher ratio	Note 1		
% of students with one or more college courses	Note 2		
2012-13 AYP Status: Not In School Improvement			
<b>Student Groups</b>	<u>2011</u>	<u>2012</u>	<u>2013</u>
Students with Disabilities		Note 3	
Economically Disadvantaged		Note 3	
English Learners		Note 3	
<b>Principal</b>			
Jerry Vandersloot jvandersloot@goshen1.org			
837-2296			
<b>Mailing Address</b>			
P.O. Box 379 Lingle Wyoming, 82223			
Website <a href="#">Lingle-Ft. Laramie High School</a>			

Achievement				
	3-8 (PAWS) Note 8		11th Grade ACT Note 8	
	Below Proficient	Proficient and Advanced		
Reading			<b>21.1</b>	
Math			<b>19.8</b>	
Science			<b>20.5</b>	
Writing	Note 4	Note 4	Note 4	
English			<b>19.3</b>	
Composite			<b>20.3</b>	
<b>Growth</b>				
Reading	Note 1			
Math	Note 1			
Science	Note 1			
Writing	Note 1			

Notes
Note 1 : Data not provided by Wyoming Department of Education (WDE).
Note 2 : Data not available from WDE.
Note 3 : Data not available from WDE.
Note 4 : Writing Scores for SAWS and ACT writing not available.
Note 5: MEMORANDUM NO. 2013-107 from the WDE indicated that cut scores were adjusted because of a "fluctuation in proficiency rates that cannot credibly be attributed to real changes in student performance". See detailed notes concerning this issue.
Note 6 : Accountability Score not provided by WDE.
Note 7: If scores or percentages are blank, then either students were not tested with PAWS/ACT or there were less than five students tested.
Note 8: To protect individual student confidentiality, results are not reported for 5 or fewer students and performance percentages are capped and indicated with>= or <=.
Notes for school:

Mission Statement
<i>The mission of Lingle-Ft. Laramie Schools is to increase student learning by providing students and staff with meaningful, challenging, and educational experiences in a safe, supportive environment.</i>

2013 School Status Snapshot

Torrington High School

Goshen #1

<b>Accountability Rating</b>  <span style="font-size: 2em; color: red;">?</span>  See Note 7
--

School Information			
<b>Basic info</b>	<b>Torrington High School</b>		
School ID	801059		
School Type	9-12		
Enrollment	363		
2012 Graduation Rate	74.8%		
Year Built	1981		
Certified Instructors	Note 1		
Overall Student/Teacher ratio	Note 1		
% of students with one or more college courses	Note 2		
2012-13 AYP Status: Not In School Improvement, Warning Year			
<b>Student Groups</b>	<u>2011</u>	<u>2012</u>	<u>2013</u>
Students with Disabilities		Note 3	
Economically Disadvantaged		Note 3	
English Learners		Note 3	
<b>Principal</b>			
Jim English jenglish@goshen1.org			
532-7101			
<b>Mailing Address</b>			
2400 West C Street Torrington Wyoming, 82240			
Website <a href="#">Torrington High School</a>			

Achievement		3-8 (PAWS) Note 8		11th Grade ACT Note 8
		Below Proficient	Proficient and Advanced	
Reading				<b>19.5</b>
Math				<b>19.1</b>
Science				<b>19.6</b>
Writing	Note 4		Note 4	Note 4
English				<b>18.0</b>
Composite				<b>19.1</b>
<b>Growth</b>				
Reading	Note 1			
Math	Note 1			
Science	Note 1			
Writing	Note 1			

Notes
Note 1 : Data not provided by Wyoming Department of Education (WDE).
Note 2 : Data not available from WDE.
Note 3 : Data not available from WDE.
Note 4 : Writing Scores for SAWS and ACT writing not available.
Note 5: MEMORANDUM NO. 2013-107 from the WDE indicated that cut scores were adjusted because of a "fluctuation in proficiency rates that cannot credibly be attributed to real changes in student performance". See detailed notes concerning this issue.
Note 6 : Accountability Score not provided by WDE.
Note 7: If scores or percentages are blank, then either students were not tested with PAWS/ACT or there were less than five students tested.
Note 8: To protect individual student confidentiality, results are not reported for 5 or fewer students and performance percentages are capped and indicated with>= or <=.
Notes for school:

Mission Statement
None located

# Hot Springs County School District #1

Accountability Rating

?

See Note 5

## District Information

<b>Basic info</b>	<b>Hot Springs County School District #1 901000</b>		
Number of Schools	3		
Total enrollment	649		
Total State and Local Funding (2011-12)	N/A		
Per Student Funding	N/A		
Per Student Net Unrestricted Assets	\$3,689		
Certified Instructors	Note 1		
Overall Student/Teacher ratio	Note 1		
% of students with one or more college courses	Note 2		
2012-13 AYP Status: Not In District Improvement			
<b>Student Groups</b>	<u>2011</u>	<u>2012</u>	<u>2013</u>
Students with Disabilities		Note 3	
Economically Disadvantaged		Note 3	
English Learners		Note 3	
<b>Superintendent</b>			
Dustin Hunt			
864-6515			
dhunt@hotsprings1.org			
<b>Mailing Address</b>			
415 Springview Street			
Thermopolis, Wyoming 82443			

## Achievement

	3-8 (PAWS) Note 6			ACT 11th grade scores Note 6		
	Proficient and Advanced	State Proficient and Advanced (including District)	State Proficient and Advanced (excluding District)	District 11th Grade ACT	State 11th Grade ACT (including District)	State 11th Grade ACT (excluding District)
Reading	77.8%	74.6%	74.6%	19.7	20.1	20.1
Math	73.9%	79.0%	79.0%	19.9	19.7	19.6
Science	42.7%	50.8%	50.9%	19.5	19.8	19.8
Writing	Note 4	Note 4	Note 4	Note 4	Note 4	Note 4
English				18.3	1/1 18.8	18.8
Composite				19.5	19.7	19.7
<b>Growth</b>						
Reading	Note 5					
Math	Note 5					
Science	Note 5					
Writing	Note 5					

## Notes

Note 1: Information not provided by Wyoming Department of Education (WDE).

Note 2: Information not available from WDE

Note 3: Information not provided by WDE.

Note 4: Writing scores for SAWS and ACT not released by WDE.

Note 5: Growth and Accountability data not provided by WDE.

Note 6: To protect individual student confidentiality, results are not reported for 5 or fewer students and performance percentages are capped and indicated with >= or <=.



2013 School Status Snapshot

Ralph Witters Elementary

Hot Springs #1

<b>Accountability Rating</b>  <span style="font-size: 2em; color: red;">?</span>  See Note 7
--

School Information			
<b>Basic info</b>	<b>Ralph Witters Elementary</b>		
School ID			901004
School Type			K-4
Enrollment			230
2012 Graduation Rate			
Year Built			1952
Certified Instructors			Note 1
Overall Student/Teacher ratio			Note 1
% of students with one or more college courses			Note 2
2012-13 AYP Status: Not In School Improvement, Warning Year			
<b>Student Groups</b>	<u>2011</u>	<u>2012</u>	<u>2013</u>
Students with Disabilities		Note 3	
Economically Disadvantaged		Note 3	
English Learners		Note 3	
<b>Principal</b>			
Deb Brown			
dbrown@hotsprings1.org			
864-6561			
<b>Mailing Address</b>			
415 Springview			
Thermopolis Wyoming, 82443			
Website <a href="#">Ralph Witters Elementary</a>			

Achievement	3-8 (PAWS) Note 8		11th Grade ACT Note 8
	Below Proficient	Proficient and Advanced	
Reading	23%	77%	
Math	11%	89%	
Science	64%	36%	
Writing	Note 4	Note 4	Note 4
English			
Composite			
<b>Growth</b>			
Reading	Note 1		
Math	Note 1		
Science	Note 1		
Writing	Note 1		

Notes
Note 1 : Data not provided by Wyoming Department of Education (WDE).
Note 2 : Data not available from WDE.
Note 3 : Data not available from WDE.
Note 4 : Writing Scores for SAWS and ACT writing not available.
Note 5: MEMORANDUM NO. 2013-107 from the WDE indicated that cut scores were adjusted because of a "fluctuation in proficiency rates that cannot credibly be attributed to real changes in student performance". See detailed notes concerning this issue.
Note 6 : Accountability Score not provided by WDE.
Note 7: If scores or percentages are blank, then either students were not tested with PAWS/ACT or there were less than five students tested.
Note 8: To protect individual student confidentiality, results are not reported for 5 or fewer students and performance percentages are capped and indicated with>= or <=.
Notes for school:

**Mission Statement**

*We believe in: Learning as our fundamental purpose, Collaborating for continuous improvement, Focusing on results, Partnering with parents & community, and Preparing all students for their future.*

2013 School Status Snapshot

Thermopolis Middle School

Hot Springs #1

<b>Accountability Rating</b>  <span style="font-size: 2em; color: red;">?</span>  See Note 7
--

School Information			
<b>Basic info</b>	<b>Thermopolis Middle School</b>		
School ID	901050		
School Type	5-8		
Enrollment	225		
2012 Graduation Rate			
Year Built	1997		
Certified Instructors	Note 1		
Overall Student/Teacher ratio	Note 1		
% of students with one or more college courses	Note 2		
2012-13 AYP Status: Not In School Improvement, Warning Year			
<b>Student Groups</b>	<u>2011</u>	<u>2012</u>	<u>2013</u>
Students with Disabilities		Note 3	
Economically Disadvantaged		Note 3	
English Learners		Note 3	
<b>Principal</b>			
Breez Daniels bdaniels@hotsprings1.org			
864-6551			
<b>Mailing Address</b>			
415 Springview Thermopolis Wyoming, 82443			
Website <a href="#">Thermopolis Middle School</a>			

	3-8 (PAWS) Note 8		11th Grade ACT Note 8	
	Below Proficient	Proficient and Advanced		
Reading	22%	78%		
Math	32%	68%		
Science	52%	48%		
Writing	Note 4	Note 4	Note 4	
English				
Composite				
<b>Growth</b>				
Reading	Note 1			
Math	Note 1			
Science	Note 1			
Writing	Note 1			

Notes
Note 1 : Data not provided by Wyoming Department of Education (WDE).
Note 2 : Data not available from WDE.
Note 3 : Data not available from WDE.
Note 4 : Writing Scores for SAWS and ACT writing not available.
Note 5: MEMORANDUM NO. 2013-107 from the WDE indicated that cut scores were adjusted because of a "fluctuation in proficiency rates that cannot credibly be attributed to real changes in student performance". See detailed notes concerning this issue.
Note 6 : Accountability Score not provided by WDE.
Note 7: If scores or percentages are blank, then either students were not tested with PAWS/ACT or there were less than five students tested.
Note 8: To protect individual student confidentiality, results are not reported for 5 or fewer students and performance percentages are capped and indicated with>= or <=.
Notes for school:

Mission Statement
<i>We believe in: Learning as our fundamental purpose, Collaborating for continuous improvement, Focusing on results, Partnering with parents &amp; community, and Preparing all students for their future.</i>

2013 School Status Snapshot

Hot Springs County High School

Hot Springs #1

<b>Accountability Rating</b>  <span style="font-size: 2em; color: red;">?</span>  See Note 7
--

School Information			
<b>Basic info</b>	<b>Hot Springs County High School</b>		
School ID	901055		
School Type	9-12		
Enrollment	194		
2012 Graduation Rate	89.5%		
Year Built	2006		
Certified Instructors	Note 1		
Overall Student/Teacher ratio	Note 1		
% of students with one or more college courses	Note 2		
2012-13 AYP Status: Not In School Improvement			
<b>Student Groups</b>	<u>2011</u>	<u>2012</u>	<u>2013</u>
Students with Disabilities		Note 3	
Economically Disadvantaged		Note 3	
English Learners		Note 3	
<b>Principal</b>			
Travis Anderson tanderson@hotsprings1.org			
864-6511			
<b>Mailing Address</b>			
415 Springview Thermopolis Wyoming, 82443			
Website <a href="#">Hot Springs County High School</a>			

Achievement				
	3-8 (PAWS) Note 8		11th Grade ACT Note 8	
	Below Proficient	Proficient and Advanced		
Reading			<b>19.7</b>	
Math			<b>19.9</b>	
Science			<b>19.5</b>	
Writing	Note 4	Note 4	Note 4	
English			<b>18.3</b>	
Composite			<b>19.5</b>	
<b>Growth</b>				
Reading	Note 1			
Math	Note 1			
Science	Note 1			
Writing	Note 1			

Notes
Note 1 : Data not provided by Wyoming Department of Education (WDE).
Note 2 : Data not available from WDE.
Note 3 : Data not available from WDE.
Note 4 : Writing Scores for SAWS and ACT writing not available.
Note 5: MEMORANDUM NO. 2013-107 from the WDE indicated that cut scores were adjusted because of a "fluctuation in proficiency rates that cannot credibly be attributed to real changes in student performance". See detailed notes concerning this issue.
Note 6 : Accountability Score not provided by WDE.
Note 7: If scores or percentages are blank, then either students were not tested with PAWS/ACT or there were less than five students tested.
Note 8: To protect individual student confidentiality, results are not reported for 5 or fewer students and performance percentages are capped and indicated with>= or <=.
Notes for school:

Mission Statement
<i>We believe in: Learning as our fundamental purpose, Collaborating for continuous improvement, Focusing on results, Partnering with parents &amp; community, and Preparing all students for their future.</i>

# Johnson County School District #1

Accountability Rating

?

See Note 5

**District Information**

<b>Basic info Johnson County School District #1 1001000</b>			
Number of Schools			5
Total enrollment			1287
Total State and Local Funding (2011-12)			\$21,051,498
Per Student Funding			\$16,357
Per Student Net Unrestricted Assets			\$3,047
Certified Instructors			Note 1
Overall Student/Teacher ratio			Note 1
% of students with one or more college courses			Note 2
2012-13 AYP Status: Not In District Improvement			
<b>Student Groups</b>			
	<u>2011</u>	<u>2012</u>	<u>2013</u>
Students with Disabilities		Note 3	
Economically Disadvantaged		Note 3	
English Learners		Note 3	
<b>Superintendent</b>			
Rod Kessler			
684-9571			
rkessler@jcsd1.us			
<b>Mailing Address</b>			
601 West Lott Street			
Buffalo, Wyoming 82834			

**Achievement**

	3-8 (PAWS) Note 6			ACT 11th grade scores Note 6		
	Proficient and Advanced	State Proficient and Advanced (including District)	State Proficient and Advanced (excluding District)	District 11th Grade ACT	State 11th Grade ACT (including District)	State 11th Grade ACT (excluding District)
Reading	70.4%	74.6%	74.7%	19.5	20.1	20.1
Math	78.3%	79.0%	79.0%	19.2	19.7	19.7
Science	53.6%	50.8%	50.8%	19.7	19.8	19.8
Writing	Note 4	Note 4	Note 4	Note 4	Note 4	Note 4
English				18.4	18.8	18.8
Composite				19.3	19.7	19.7
<b>Growth</b>						
Reading	Note 5					
Math	Note 5					
Science	Note 5					
Writing	Note 5					

**Notes**

Note 1: Information not provided by Wyoming Department of Education (WDE).

Note 2: Information not available from WDE

Note 3: Information not provided by WDE.

Note 4: Writing scores for SAWS and ACT not released by WDE.

Note 5: Growth and Accountability data not provided by WDE.

Note 6: To protect individual student confidentiality, results are not reported for 5 or fewer students and performance percentages are capped and indicated with >= or <=.

**2013 School Status Snapshot**

**Cloud Peak Elementary School**

**Johnson #1**

<b>Accountability Rating</b>  <span style="font-size: 2em; color: red;">?</span>  See Note 7
--

School Information			
<b>Basic info</b>	<b>Cloud Peak Elementary School</b>		
School ID	1001002		
School Type	3-5		
Enrollment	170		
2012 Graduation Rate			
Year Built	2013		
Certified Instructors	Note 1		
Overall Student/Teacher ratio	Note 1		
% of students with one or more college courses	Note 2		
2012-13 AYP Status: Not In School Improvement, Warning Year			
<b>Student Groups</b>	<u>2011</u>	<u>2012</u>	<u>2013</u>
Students with Disabilities		Note 3	
Economically Disadvantaged		Note 3	
English Learners		Note 3	
<b>Principal</b>			
Craig Anderson canderson@jcsd1.us			
684-0153			
<b>Mailing Address</b>			
100 Conrad Buffalo Wyoming, 82834			
Website <a href="#">Cloud Peak Elementary School</a>			

	3-8 (PAWS) Note 8		11th Grade ACT Note 8	
	Below Proficient	Proficient and Advanced		
Reading	19%	<b>81%</b>		
Math	16%	<b>84%</b>		
Science	46%	<b>54%</b>		
Writing	Note 4	Note 4	Note 4	
English				
Composite				
<b>Growth</b>				
Reading	Note 1			
Math	Note 1			
Science	Note 1			
Writing	Note 1			

Notes
Note 1 : Data not provided by Wyoming Department of Education (WDE).
Note 2 : Data not available from WDE.
Note 3 : Data not available from WDE.
Note 4 : Writing Scores for SAWS and ACT writing not available.
Note 5: MEMORANDUM NO. 2013-107 from the WDE indicated that cut scores were adjusted because of a "fluctuation in proficiency rates that cannot credibly be attributed to real changes in student performance". See detailed notes concerning this issue.
Note 6 : Accountability Score not provided by WDE.
Note 7: If scores or percentages are blank, then either students were not tested with PAWS/ACT or there were less than five students tested.
Note 8: To protect individual student confidentiality, results are not reported for 5 or fewer students and performance percentages are capped and indicated with>= or <=.
Notes for school: New Name, New configuration 3-5

Mission Statement
<i>The mission at Cloud Peak Elementary is to ensure that all students learn at high levels and are challenged appropriately.</i>

**2013 School Status Snapshot**

**Meadowlark Elementary**

**Johnson #1**

<b>Accountability Rating</b>  <span style="font-size: 2em; color: red;">?</span>  See Note 7
--

School Information			
<b>Basic info</b>	<b>Meadowlark Elementary</b>		
School ID		1001006	
School Type		K-2	
Enrollment		378	
2012 Graduation Rate			
Year Built		1979	
Certified Instructors		Note 1	
Overall Student/Teacher ratio		Note 1	
% of students with one or more college courses		Note 2	
2012-13 AYP Status: Not In School Improvement, Warning Year			
<b>Student Groups</b>	<u>2011</u>	<u>2012</u>	<u>2013</u>
Students with Disabilities		Note 3	
Economically Disadvantaged		Note 3	
English Learners		Note 3	
<b>Principal</b>			
Craig Kitto ckitto@jcsd1.us			
684-9518			
<b>Mailing Address</b>			
550 South Burritt Avenue Buffalo Wyoming, 82834			
Website <a href="#">Meadowlark Elementary</a>			

Achievement	3-8 (PAWS) Note 8		11th Grade ACT Note 8
	Below Proficient	Proficient and Advanced	
Reading	38%	62%	
Math	14%	86%	
Science			
Writing	Note 4	Note 4	Note 4
English			
Composite			
<b>Growth</b>			
Reading	Note 1		
Math	Note 1		
Science	Note 1		
Writing	Note 1		

Notes
Note 1 : Data not provided by Wyoming Department of Education (WDE).
Note 2 : Data not available from WDE.
Note 3 : Data not available from WDE.
Note 4 : Writing Scores for SAWS and ACT writing not available.
Note 5: MEMORANDUM NO. 2013-107 from the WDE indicated that cut scores were adjusted because of a "fluctuation in proficiency rates that cannot credibly be attributed to real changes in student performance". See detailed notes concerning this issue.
Note 6 : Accountability Score not provided by WDE.
Note 7: If scores or percentages are blank, then either students were not tested with PAWS/ACT or there were less than five students tested.
Note 8: To protect individual student confidentiality, results are not reported for 5 or fewer students and performance percentages are capped and indicated with>= or <=.
Notes for school:

Mission Statement
<i>Building a Strong Foundation as We Celebrate Learning.</i>

**2013 School Status Snapshot**

**Kaycee School**

**Johnson #1**

<b>Accountability Rating</b>  <span style="font-size: 2em; color: red;">?</span>  See Note 7
--

School Information			
<b>Basic info</b>	<b>Kaycee School</b>		
School ID	1001049		
School Type	K-12		
Enrollment	146		
2012 Graduation Rate	90.0%		
Year Built	2005		
Certified Instructors	Note 1		
Overall Student/Teacher ratio	Note 1		
% of students with one or more college courses	Note 2		
2012-13 AYP Status: Not In School Improvement			
<b>Student Groups</b>	<u>2011</u>	<u>2012</u>	<u>2013</u>
Students with Disabilities		Note 3	
Economically Disadvantaged		Note 3	
English Learners		Note 3	
<b>Principal</b>			
Andrea Gilbert agilbert@jcsd1.us			
738-2323			
<b>Mailing Address</b>			
P.O. Box 6 Kaycee Wyoming, 82834			
Website <a href="#">Kaycee School</a>			

	3-8 (PAWS) Note 8		11th Grade ACT Note 8	
	Below Proficient	Proficient and Advanced		
Reading	34%	<b>66%</b>	<b>17.9</b>	
Math	19%	<b>81%</b>	<b>17.0</b>	
Science	59%	<b>41%</b>	<b>18.6</b>	
Writing	Note 4	Note 4	Note 4	
English			<b>16.7</b>	
Composite			<b>17.6</b>	
<b>Growth</b>				
Reading	Note 1			
Math	Note 1			
Science	Note 1			
Writing	Note 1			

Notes
Note 1 : Data not provided by Wyoming Department of Education (WDE).
Note 2 : Data not available from WDE.
Note 3 : Data not available from WDE.
Note 4 : Writing Scores for SAWS and ACT writing not available.
Note 5: MEMORANDUM NO. 2013-107 from the WDE indicated that cut scores were adjusted because of a "fluctuation in proficiency rates that cannot credibly be attributed to real changes in student performance". See detailed notes concerning this issue.
Note 6 : Accountability Score not provided by WDE.
Note 7: If scores or percentages are blank, then either students were not tested with PAWS/ACT or there were less than five students tested.
Note 8: To protect individual student confidentiality, results are not reported for 5 or fewer students and performance percentages are capped and indicated with>= or <=.
Notes for school:

**Mission Statement**

*As a family of learners, Kaycee School is dedicated to improving student learning in a positive, supportive, safe, and challenging environment, where students come to be authentically engaged. Students will become critical thinkers and productive, civic-minded citizens.*

2013 School Status Snapshot

Clear Creek Middle School

Johnson #1

<b>Accountability Rating</b>  <span style="font-size: 2em; color: red;">?</span>  See Note 7
--

School Information			
<b>Basic info</b>	<b>Clear Creek Middle School</b>		
School ID	1001050		
School Type	6-8		
Enrollment	242		
2012 Graduation Rate			
Year Built	2007		
Certified Instructors	Note 1		
Overall Student/Teacher ratio	Note 1		
% of students with one or more college courses	Note 2		
2012-13 AYP Status: Not In School Improvement, Warning Year			
<b>Student Groups</b>	<u>2011</u>	<u>2012</u>	<u>2013</u>
Students with Disabilities		Note 3	
Economically Disadvantaged		Note 3	
English Learners		Note 3	
<b>Principal</b>			
Darren Schmidt dschmidt@jcsd1.us			
684-5594			
<b>Mailing Address</b>			
361 West Gatchell Buffalo Wyoming, 82834			
Website <a href="#">Clear Creek Middle School</a>			

	3-8 (PAWS) Note 8		11th Grade ACT Note 8	
	Below Proficient	Proficient and Advanced		
Reading	32%	68%		
Math	30%	70%		
Science	45%	55%		
Writing	Note 4	Note 4	Note 4	
English				
Composite				
<b>Growth</b>				
Reading	Note 1			
Math	Note 1			
Science	Note 1			
Writing	Note 1			

Notes
Note 1 : Data not provided by Wyoming Department of Education (WDE).
Note 2 : Data not available from WDE.
Note 3 : Data not available from WDE.
Note 4 : Writing Scores for SAWS and ACT writing not available.
Note 5: MEMORANDUM NO. 2013-107 from the WDE indicated that cut scores were adjusted because of a "fluctuation in proficiency rates that cannot credibly be attributed to real changes in student performance". See detailed notes concerning this issue.
Note 6 : Accountability Score not provided by WDE.
Note 7: If scores or percentages are blank, then either students were not tested with PAWS/ACT or there were less than five students tested.
Note 8: To protect individual student confidentiality, results are not reported for 5 or fewer students and performance percentages are capped and indicated with>= or <=.
Notes for school:

Mission Statement
<i>To Empower All Students to Succeed in a Changing World.</i>



**2013 School Status Snapshot**

**Buffalo High School**

**Johnson #1**

<b>Accountability Rating</b>  <span style="font-size: 2em; color: red;">?</span>  See Note 7
--

School Information			
<b>Basic info</b>	<b>Buffalo High School</b>		
School ID		1001055	
School Type		9-12	
Enrollment		351	
2012 Graduation Rate		85.4%	
Year Built		2006	
Certified Instructors		Note 1	
Overall Student/Teacher ratio		Note 1	
% of students with one or more college courses		Note 2	
2012-13 AYP Status: Not In School Improvement			
<b>Student Groups</b>	<u>2011</u>	<u>2012</u>	<u>2013</u>
Students with Disabilities		Note 3	
Economically Disadvantaged		Note 3	
English Learners		Note 3	
<b>Principal</b>			
Chad Bourgeois cbourgeois@jcsd1.us			
684-2269			
<b>Mailing Address</b>			
29891 Old Hwy 87 Buffalo Wyoming, 82834			
Website <a href="#">Buffalo High School</a>			

Achievement				
	3-8 (PAWS) Note 8		11th Grade ACT Note 8	
	Below Proficient	Proficient and Advanced		
Reading			<b>19.6</b>	
Math			<b>19.4</b>	
Science			<b>19.8</b>	
Writing	Note 4	Note 4	Note 4	
English			<b>18.5</b>	
Composite			<b>19.5</b>	
<b>Growth</b>				
Reading	Note 1			
Math	Note 1			
Science	Note 1			
Writing	Note 1			

Notes
Note 1 : Data not provided by Wyoming Department of Education (WDE).
Note 2 : Data not available from WDE.
Note 3 : Data not available from WDE.
Note 4 : Writing Scores for SAWS and ACT writing not available.
Note 5: MEMORANDUM NO. 2013-107 from the WDE indicated that cut scores were adjusted because of a "fluctuation in proficiency rates that cannot credibly be attributed to real changes in student performance". See detailed notes concerning this issue.
Note 6 : Accountability Score not provided by WDE.
Note 7: If scores or percentages are blank, then either students were not tested with PAWS/ACT or there were less than five students tested.
Note 8: To protect individual student confidentiality, results are not reported for 5 or fewer students and performance percentages are capped and indicated with>= or <=.
Notes for school:

Mission Statement
<i>Dedicated to developing the entire person through creating opportunities for excellence in Learning, Character, and Community.</i>

# Laramie County School District #1

<b>Accountability Rating</b>  <span style="font-size: 2em; color: red;">?</span>  See Note 5
--

## District Information

<b>Basic info</b>	<b>Laramie County School District #1</b>	<b>1101000</b>	
Number of Schools		35	
Total enrollment		13387	
Total State and Local Funding (2011-12)		\$204,387,865	
Per Student Funding		\$15,268	
Per Student Net Unrestricted Assets		\$3,980	
Certified Instructors		Note 1	
Overall Student/Teacher ratio		Note 1	
% of students with one or more college courses		Note 2	
2012-13 AYP Status: District Improvement, Holding Year 4			
<b>Student Groups</b>	<u>2011</u>	<u>2012</u>	<u>2013</u>
Students with Disabilities		Note 3	
Economically Disadvantaged		Note 3	
English Learners		Note 3	
<b>Superintendent</b>			
Mark Stock			
771-2100			
stockm@laramie1.org			
<b>Mailing Address</b>			
2810 House Avenue			
Cheyenne, Wyoming 82001			

## Achievement

	3-8 (PAWS) Note 6			ACT 11th grade scores Note 6		
	Proficient and Advanced	State Proficient and Advanced (including District)	State Proficient and Advanced (excluding District)	District 11th Grade ACT	State 11th Grade ACT (including District)	State 11th Grade ACT (excluding District)
Reading	72.1%	74.6%	75.0%	20.5	20.1	20.0
Math	75.5%	79.0%	79.6%	19.5	19.7	19.7
Science	45.0%	50.8%	51.8%	20.4	19.8	19.7
Writing	Note 4	Note 4	Note 4	Note 4	Note 4	Note 4
English				19.3	18.8	18.7
Composite				20.1	19.7	19.7
<b>Growth</b>						
Reading	Note 5					
Math	Note 5					
Science	Note 5					
Writing	Note 5					

## Notes

Note 1: Information not provided by Wyoming Department of Education (WDE).

Note 2: Information not available from WDE

Note 3: Information not provided by WDE.

Note 4: Writing scores for SAWS and ACT not released by WDE.

Note 5: Growth and Accountability data not provided by WDE.

Note 6: To protect individual student confidentiality, results are not reported for 5 or fewer students and performance percentages are capped and indicated with >= or <=.

2013 School Status Snapshot

Alta Vista Elementary

Laramie #1

<b>Accountability Rating</b>  <span style="font-size: 2em; color: red;">?</span>  See Note 7
--

School Information			
<b>Basic info</b>	<b>Alta Vista Elementary</b>		
School ID	1101001		
School Type	K-6		
Enrollment	301		
2012 Graduation Rate	0.0%		
Year Built	1987		
Certified Instructors	Note 1		
Overall Student/Teacher ratio	Note 1		
% of students with one or more college courses	Note 2		
2012-13 AYP Status: School Improvement, Year 1 (Holding)			
<b>Student Groups</b>	<u>2011</u>	<u>2012</u>	<u>2013</u>
Students with Disabilities		Note 3	
Economically Disadvantaged		Note 3	
English Learners		Note 3	
<b>Principal</b>			
Brenda Creel creelb@laramie1.org			
771-2570			
<b>Mailing Address</b>			
1514 East 16th Street Cheyenne Wyoming, 82001			
Website <a href="#">Alta Vista Elementary</a>			

	3-8 (PAWS) Note 8		11th Grade ACT Note 8
	Below Proficient	Proficient and Advanced	
Reading	50%	50%	
Math	33%	67%	
Science	79%	21%	
Writing	Note 4	Note 4	Note 4
English			
Composite			
<b>Growth</b>			
Reading	Note 1		
Math	Note 1		
Science	Note 1		
Writing	Note 1		

Notes
Note 1 : Data not provided by Wyoming Department of Education (WDE).
Note 2 : Data not available from WDE.
Note 3 : Data not available from WDE.
Note 4 : Writing Scores for SAWS and ACT writing not available.
Note 5: MEMORANDUM NO. 2013-107 from the WDE indicated that cut scores were adjusted because of a "fluctuation in proficiency rates that cannot credibly be attributed to real changes in student performance". See detailed notes concerning this issue.
Note 6 : Accountability Score not provided by WDE.
Note 7: If scores or percentages are blank, then either students were not tested with PAWS/ACT or there were less than five students tested.
Note 8: To protect individual student confidentiality, results are not reported for 5 or fewer students and performance percentages are capped and indicated with>= or <=.
Notes for school:

Mission Statement
<i>The Alta Vista Elementary School Mission where Everyone Learns for Tomorrow.</i>

2013 School Status Snapshot

Arp Elementary

Laramie #1

<b>Accountability Rating</b>  <span style="font-size: 2em; color: red;">?</span>  See Note 7
--

School Information			
<b>Basic info</b>	<b>Arp Elementary</b>		
School ID		1101002	
School Type		K-6	
Enrollment		350	
2012 Graduation Rate			
Year Built		1961	
Certified Instructors		Note 1	
Overall Student/Teacher ratio		Note 1	
% of students with one or more college courses		Note 2	
2012-13 AYP Status: School Improvement, Year 1			
<b>Student Groups</b>	<u>2011</u>	<u>2012</u>	<u>2013</u>
Students with Disabilities		Note 3	
Economically Disadvantaged		Note 3	
English Learners		Note 3	
<b>Principal</b>			
Don Brantz brantzd@laramie1.org			
771-2365			
<b>Mailing Address</b>			
1216 Reiner Ct Cheyenne Wyoming, 82007			
Website <a href="#">Arp Elementary</a>			

	3-8 (PAWS) Note 8		11th Grade ACT Note 8
	Below Proficient	Proficient and Advanced	
Reading	34%	66%	
Math	26%	74%	
Science	74%	26%	
Writing	Note 4	Note 4	Note 4
English			
Composite			
<b>Growth</b>			
Reading	Note 1		
Math	Note 1		
Science	Note 1		
Writing	Note 1		

Notes
Note 1 : Data not provided by Wyoming Department of Education (WDE).
Note 2 : Data not available from WDE.
Note 3 : Data not available from WDE.
Note 4 : Writing Scores for SAWS and ACT writing not available.
Note 5: MEMORANDUM NO. 2013-107 from the WDE indicated that cut scores were adjusted because of a "fluctuation in proficiency rates that cannot credibly be attributed to real changes in student performance". See detailed notes concerning this issue.
Note 6 : Accountability Score not provided by WDE.
Note 7: If scores or percentages are blank, then either students were not tested with PAWS/ACT or there were less than five students tested.
Note 8: To protect individual student confidentiality, results are not reported for 5 or fewer students and performance percentages are capped and indicated with>= or <=.
Notes for school:

Mission Statement
None located

2013 School Status Snapshot

Baggs Elementary

Laramie #1

<b>Accountability Rating</b>  <span style="font-size: 2em; color: red;">?</span>  See Note 7
--

School Information			
<b>Basic info</b>	<b>Baggs Elementary</b>		
School ID	1101003		
School Type	K-6		
Enrollment	353		
2012 Graduation Rate			
Year Built	2008		
Certified Instructors	Note 1		
Overall Student/Teacher ratio	Note 1		
% of students with one or more college courses	Note 2		
2012-13 AYP Status: School Improvement, Year 2			
<b>Student Groups</b>	<u>2011</u>	<u>2012</u>	<u>2013</u>
Students with Disabilities		Note 3	
Economically Disadvantaged		Note 3	
English Learners		Note 3	
<b>Principal</b>			
Larry Bowman bowmanl@laramie1.org			
771-2385			
<b>Mailing Address</b>			
3705 Cheyenne Street Cheyenne Wyoming, 82001			
Website <a href="#">Baggs Elementary</a>			

Achievement	3-8 (PAWS) Note 8		11th Grade ACT Note 8
	Below Proficient	Proficient and Advanced	
Reading	34%	66%	
Math	24%	76%	
Science	70%	30%	
Writing	Note 4	Note 4	Note 4
English			
Composite			
<b>Growth</b>			
Reading	Note 1		
Math	Note 1		
Science	Note 1		
Writing	Note 1		

Notes
Note 1 : Data not provided by Wyoming Department of Education (WDE).
Note 2 : Data not available from WDE.
Note 3 : Data not available from WDE.
Note 4 : Writing Scores for SAWS and ACT writing not available.
Note 5: MEMORANDUM NO. 2013-107 from the WDE indicated that cut scores were adjusted because of a "fluctuation in proficiency rates that cannot credibly be attributed to real changes in student performance". See detailed notes concerning this issue.
Note 6 : Accountability Score not provided by WDE.
Note 7: If scores or percentages are blank, then either students were not tested with PAWS/ACT or there were less than five students tested.
Note 8: To protect individual student confidentiality, results are not reported for 5 or fewer students and performance percentages are capped and indicated with >= or <=.
Notes for school:

Mission Statement
<i>The mission of Baggs Elementary School is to provide a safe and nurturing environment in which all children can learn through instructional diversity that is challenging and appropriate. We will provide an atmosphere that promotes the development of productive citizens and encourages life-long learners.</i>

**2013 School Status Snapshot**

**Bain Elementary**

**Laramie #1**

<b>Accountability Rating</b>  <span style="font-size: 2em; color: red;">?</span>  See Note 7
--

School Information			
<b>Basic info</b>	<b>Bain Elementary</b>		
School ID		1101004	
School Type		K-6	
Enrollment		310	
2012 Graduation Rate			
Year Built		1961	
Certified Instructors		Note 1	
Overall Student/Teacher ratio		Note 1	
% of students with one or more college courses		Note 2	
2012-13 AYP Status: Not In School Improvement, Warning Year			
<b>Student Groups</b>	<u>2011</u>	<u>2012</u>	<u>2013</u>
Students with Disabilities		Note 3	
Economically Disadvantaged		Note 3	
English Learners		Note 3	
<b>Principal</b>			
Todd Burns burnst@laramie1.org			
771-2525			
<b>Mailing Address</b>			
903 Adams Ave Cheyenne Wyoming, 82001			
Website <a href="#">Bain Elementary</a>			

	3-8 (PAWS) Note 8		11th Grade ACT Note 8
	Below Proficient	Proficient and Advanced	
Reading	19%	<b>81%</b>	
Math	13%	<b>87%</b>	
Science	41%	<b>59%</b>	
Writing	Note 4	Note 4	Note 4
English			
Composite			
<b>Growth</b>			
Reading	Note 1		
Math	Note 1		
Science	Note 1		
Writing	Note 1		

Notes
Note 1 : Data not provided by Wyoming Department of Education (WDE).
Note 2 : Data not available from WDE.
Note 3 : Data not available from WDE.
Note 4 : Writing Scores for SAWS and ACT writing not available.
Note 5: MEMORANDUM NO. 2013-107 from the WDE indicated that cut scores were adjusted because of a "fluctuation in proficiency rates that cannot credibly be attributed to real changes in student performance". See detailed notes concerning this issue.
Note 6 : Accountability Score not provided by WDE.
Note 7: If scores or percentages are blank, then either students were not tested with PAWS/ACT or there were less than five students tested.
Note 8: To protect individual student confidentiality, results are not reported for 5 or fewer students and performance percentages are capped and indicated with>= or <=.
Notes for school:

Mission Statement
<i>The mission of Bain Elementary: Everyone, everyday will work together to reach his or her highest learning potential.</i>

2013 School Status Snapshot

Buffalo Ridge Elementary

Laramie #1

<b>Accountability Rating</b>  <span style="font-size: 2em; color: red;">?</span>  See Note 7
--

School Information			
<b>Basic info</b>	<b>Buffalo Ridge Elementary</b>		
School ID		1101005	
School Type		K-6	
Enrollment		308	
2012 Graduation Rate			
Year Built		1959	
Certified Instructors		Note 1	
Overall Student/Teacher ratio		Note 1	
% of students with one or more college courses		Note 2	
2012-13 AYP Status: Not In School Improvement			
<b>Student Groups</b>	<u>2011</u>	<u>2012</u>	<u>2013</u>
Students with Disabilities		Note 3	
Economically Disadvantaged		Note 3	
English Learners		Note 3	
<b>Principal</b>			
Greg Garman garmang@laramie1.org			
771-2595			
<b>Mailing Address</b>			
5331 Pineridge Ave Cheyenne Wyoming, 82009			
Website <a href="#">Buffalo Ridge Elementary</a>			

Achievement			
	3-8 (PAWS) Note 8		11th Grade ACT Note 8
	Below Proficient	Proficient and Advanced	
Reading	26%	74%	
Math	21%	79%	
Science	46%	54%	
Writing	Note 4	Note 4	Note 4
English			
Composite			
Growth			
Reading	Note 1		
Math	Note 1		
Science	Note 1		
Writing	Note 1		

Notes
Note 1 : Data not provided by Wyoming Department of Education (WDE).
Note 2 : Data not available from WDE.
Note 3 : Data not available from WDE.
Note 4 : Writing Scores for SAWS and ACT writing not available.
Note 5: MEMORANDUM NO. 2013-107 from the WDE indicated that cut scores were adjusted because of a "fluctuation in proficiency rates that cannot credibly be attributed to real changes in student performance". See detailed notes concerning this issue.
Note 6 : Accountability Score not provided by WDE.
Note 7: If scores or percentages are blank, then either students were not tested with PAWS/ACT or there were less than five students tested.
Note 8: To protect individual student confidentiality, results are not reported for 5 or fewer students and performance percentages are capped and indicated with>= or <=.
Notes for school:

Mission Statement
None located

2013 School Status Snapshot

Cole Elementary

Laramie #1

<b>Accountability Rating</b>  <span style="font-size: 2em; color: red;">?</span>  See Note 7
--

School Information			
<b>Basic info</b>	<b>Cole Elementary</b>		
School ID		1101007	
School Type		K-6	
Enrollment		185	
2012 Graduation Rate			
Year Built		1949	
Certified Instructors		Note 1	
Overall Student/Teacher ratio		Note 1	
% of students with one or more college courses		Note 2	
2012-13 AYP Status: Not In School Improvement, Warning Year			
<b>Student Groups</b>	<u>2011</u>	<u>2012</u>	<u>2013</u>
Students with Disabilities		Note 3	
Economically Disadvantaged		Note 3	
English Learners		Note 3	
<b>Principal</b>			
Carol Clarke clarkec@laramie1.org			
771-2300			
<b>Mailing Address</b>			
615 West 9th Street Cheyenne Wyoming, 82007			
Website <a href="#">Cole Elementary</a>			

	3-8 (PAWS) Note 8		11th Grade ACT Note 8	
	Below Proficient	Proficient and Advanced		
Reading	48%	52%		
Math	29%	71%		
Science	44%	56%		
Writing	Note 4	Note 4	Note 4	
English				
Composite				
<b>Growth</b>				
Reading	Note 1			
Math	Note 1			
Science	Note 1			
Writing	Note 1			

Notes
Note 1 : Data not provided by Wyoming Department of Education (WDE).
Note 2 : Data not available from WDE.
Note 3 : Data not available from WDE.
Note 4 : Writing Scores for SAWS and ACT writing not available.
Note 5: MEMORANDUM NO. 2013-107 from the WDE indicated that cut scores were adjusted because of a "fluctuation in proficiency rates that cannot credibly be attributed to real changes in student performance". See detailed notes concerning this issue.
Note 6 : Accountability Score not provided by WDE.
Note 7: If scores or percentages are blank, then either students were not tested with PAWS/ACT or there were less than five students tested.
Note 8: To protect individual student confidentiality, results are not reported for 5 or fewer students and performance percentages are capped and indicated with>= or <=.
Notes for school:

Mission Statement
<i>Every student will achieve without limitations.</i>



2013 School Status Snapshot

Davis Elementary

Laramie #1

<b>Accountability Rating</b>  <span style="font-size: 2em; color: red;">?</span>  See Note 7
--

School Information			
<b>Basic info</b>	<b>Davis Elementary</b>		
School ID		1101009	
School Type		K-6	
Enrollment		343	
2012 Graduation Rate			
Year Built		1965	
Certified Instructors		Note 1	
Overall Student/Teacher ratio		Note 1	
% of students with one or more college courses		Note 2	
2012-13 AYP Status: Not In School Improvement			
<b>Student Groups</b>	<u>2011</u>	<u>2012</u>	<u>2013</u>
Students with Disabilities		Note 3	
Economically Disadvantaged		Note 3	
English Learners		Note 3	
<b>Principal</b>			
Michael Fullmer fullmerm@laramie1.org			
771-2600			
<b>Mailing Address</b>			
6309 Yellowstone Road Cheyenne Wyoming, 82009			
Website <a href="#">Davis Elementary</a>			

	3-8 (PAWS) Note 8		11th Grade ACT Note 8	
	Below Proficient	Proficient and Advanced		
Reading	23%	77%		
Math	19%	81%		
Science	42%	58%		
Writing	Note 4	Note 4	Note 4	
English				
Composite				
<b>Growth</b>				
Reading	Note 1			
Math	Note 1			
Science	Note 1			
Writing	Note 1			

Notes
Note 1 : Data not provided by Wyoming Department of Education (WDE).
Note 2 : Data not available from WDE.
Note 3 : Data not available from WDE.
Note 4 : Writing Scores for SAWS and ACT writing not available.
Note 5: MEMORANDUM NO. 2013-107 from the WDE indicated that cut scores were adjusted because of a "fluctuation in proficiency rates that cannot credibly be attributed to real changes in student performance". See detailed notes concerning this issue.
Note 6 : Accountability Score not provided by WDE.
Note 7: If scores or percentages are blank, then either students were not tested with PAWS/ACT or there were less than five students tested.
Note 8: To protect individual student confidentiality, results are not reported for 5 or fewer students and performance percentages are capped and indicated with>= or <=.
Notes for school:

Mission Statement
REACHING EVERY LEARNER. WHATEVER IT TAKES!

2013 School Status Snapshot

Deming Elementary

Laramie #1

<b>Accountability Rating</b>  <span style="font-size: 2em; color: red;">?</span>  See Note 7
--

School Information			
<b>Basic info</b>	<b>Deming Elementary</b>		
School ID		1101010	
School Type		K-3	
Enrollment		134	
2012 Graduation Rate			
Year Built		1965	
Certified Instructors		Note 1	
Overall Student/Teacher ratio		Note 1	
% of students with one or more college courses		Note 2	
2012-13 AYP Status: Not In School Improvement			
<b>Student Groups</b>	<u>2011</u>	<u>2012</u>	<u>2013</u>
Students with Disabilities		Note 3	
Economically Disadvantaged		Note 3	
English Learners		Note 3	
<b>Principal</b>			
Tony Crecelius creceliust@laramie1.org			
771-2400			
<b>Mailing Address</b>			
715 West 5th Ave Cheyenne Wyoming, 82001			
Website <a href="#">Deming Elementary</a>			

	3-8 (PAWS) Note 8		11th Grade ACT Note 8
	Below Proficient	Proficient and Advanced	
Reading	27%	73%	
Math	7%	93%	
Science			
Writing	Note 4	Note 4	Note 4
English			
Composite			
<b>Growth</b>			
Reading	Note 1		
Math	Note 1		
Science	Note 1		
Writing	Note 1		

Notes
Note 1 : Data not provided by Wyoming Department of Education (WDE).
Note 2 : Data not available from WDE.
Note 3 : Data not available from WDE.
Note 4 : Writing Scores for SAWS and ACT writing not available.
Note 5: MEMORANDUM NO. 2013-107 from the WDE indicated that cut scores were adjusted because of a "fluctuation in proficiency rates that cannot credibly be attributed to real changes in student performance". See detailed notes concerning this issue.
Note 6 : Accountability Score not provided by WDE.
Note 7: If scores or percentages are blank, then either students were not tested with PAWS/ACT or there were less than five students tested.
Note 8: To protect individual student confidentiality, results are not reported for 5 or fewer students and performance percentages are capped and indicated with>= or <=.
Notes for school:

Mission Statement
<i>The mission of Deming/Miller School is to ensure learning for all, through excellence in education.</i>

2013 School Status Snapshot

Dildine Elementary

Laramie #1

<b>Accountability Rating</b>  <span style="font-size: 2em; color: red;">?</span>  See Note 7
--

School Information			
<b>Basic info</b>	<b>Dildine Elementary</b>		
School ID	1101011		
School Type	K-6		
Enrollment	481		
2012 Graduation Rate			
Year Built	1956		
Certified Instructors	Note 1		
Overall Student/Teacher ratio	Note 1		
% of students with one or more college courses	Note 2		
2012-13 AYP Status: Not In School Improvement, Warning Year			
<b>Student Groups</b>	<u>2011</u>	<u>2012</u>	<u>2013</u>
Students with Disabilities		Note 3	
Economically Disadvantaged		Note 3	
English Learners		Note 3	
<b>Principal</b>			
Mike Wortman wortmanm@laramie1.org			
771-2320			
<b>Mailing Address</b>			
4312 Van Buren Avenue Cheyenne Wyoming, 82001			
Website <a href="#">Dildine Elementary</a>			

	3-8 (PAWS) Note 8		11th Grade ACT Note 8
	Below Proficient	Proficient and Advanced	
Reading	23%	77%	
Math	17%	83%	
Science	45%	55%	
Writing	Note 4	Note 4	Note 4
English			
Composite			
<b>Growth</b>			
Reading	Note 1		
Math	Note 1		
Science	Note 1		
Writing	Note 1		

Notes
Note 1 : Data not provided by Wyoming Department of Education (WDE).
Note 2 : Data not available from WDE.
Note 3 : Data not available from WDE.
Note 4 : Writing Scores for SAWS and ACT writing not available.
Note 5: MEMORANDUM NO. 2013-107 from the WDE indicated that cut scores were adjusted because of a "fluctuation in proficiency rates that cannot credibly be attributed to real changes in student performance". See detailed notes concerning this issue.
Note 6 : Accountability Score not provided by WDE.
Note 7: If scores or percentages are blank, then either students were not tested with PAWS/ACT or there were less than five students tested.
Note 8: To protect individual student confidentiality, results are not reported for 5 or fewer students and performance percentages are capped and indicated with>= or <=.
Notes for school:

Mission Statement
None located

2013 School Status Snapshot

Fairview Elementary

Laramie #1

<b>Accountability Rating</b>  <span style="font-size: 2em; color: red;">?</span>  See Note 7
--

School Information			
<b>Basic info</b>	<b>Fairview Elementary</b>		
School ID		1101013	
School Type		3-6	
Enrollment		114	
2012 Graduation Rate			
Year Built		1956	
Certified Instructors		Note 1	
Overall Student/Teacher ratio		Note 1	
% of students with one or more college courses		Note 2	
2012-13 AYP Status: Not In School Improvement, Warning Year			
<b>Student Groups</b>	<u>2011</u>	<u>2012</u>	<u>2013</u>
Students with Disabilities		Note 3	
Economically Disadvantaged		Note 3	
English Learners		Note 3	
<b>Principal</b>			
Cara Pruter pruterc@laramie1.org			
771-2610			
<b>Mailing Address</b>			
2801 East 10th Street Cheyenne Wyoming, 82001			
Website <a href="#">Fairview Elementary</a>			

	3-8 (PAWS) Note 8		11th Grade ACT Note 8	
	Below Proficient	Proficient and Advanced		
Reading	29%	71%		
Math	10%	90%		
Science	52%	48%		
Writing	Note 4	Note 4	Note 4	
English				
Composite				
<b>Growth</b>				
Reading	Note 1			
Math	Note 1			
Science	Note 1			
Writing	Note 1			

Notes
Note 1 : Data not provided by Wyoming Department of Education (WDE).
Note 2 : Data not available from WDE.
Note 3 : Data not available from WDE.
Note 4 : Writing Scores for SAWS and ACT writing not available.
Note 5: MEMORANDUM NO. 2013-107 from the WDE indicated that cut scores were adjusted because of a "fluctuation in proficiency rates that cannot credibly be attributed to real changes in student performance". See detailed notes concerning this issue.
Note 6 : Accountability Score not provided by WDE.
Note 7: If scores or percentages are blank, then either students were not tested with PAWS/ACT or there were less than five students tested.
Note 8: To protect individual student confidentiality, results are not reported for 5 or fewer students and performance percentages are capped and indicated with>= or <=.
Notes for school:

**Mission Statement**

*The mission of Fairview-Lebhart School, in a cooperative effort with students, parents, staff and the community, is to guarantee a learning environment which develops skills to assist and inspire students in becoming productive, contributing citizens.*

2013 School Status Snapshot

Gilchrist Elementary

Laramie #1

<b>Accountability Rating</b>  <span style="font-size: 2em; color: red;">?</span>  See Note 7
--

School Information			
<b>Basic info</b>	<b>Gilchrist Elementary</b>		
School ID	1101014		
School Type	K-6		
Enrollment	128		
2012 Graduation Rate			
Year Built	1984		
Certified Instructors	Note 1		
Overall Student/Teacher ratio	Note 1		
% of students with one or more college courses	Note 2		
2012-13 AYP Status: Not In School Improvement			
<b>Student Groups</b>	<u>2011</u>	<u>2012</u>	<u>2013</u>
Students with Disabilities		Note 3	
Economically Disadvantaged		Note 3	
English Learners		Note 3	
<b>Principal</b>			
Harry Petty pettyh@laramie1.org			
771-2285			
<b>Mailing Address</b>			
1108 Happy Jack Road Cheyenne Wyoming, 82007			
Website <a href="#">Gilchrist Elementary</a>			

	3-8 (PAWS) Note 8		11th Grade ACT Note 8	
	Below Proficient	Proficient and Advanced		
Reading	9%	<b>91%</b>		
Math	4%	<b>96%</b>		
Science	8%	<b>92%</b>		
Writing	Note 4	Note 4	Note 4	
English				
Composite				
<b>Growth</b>				
Reading	Note 1			
Math	Note 1			
Science	Note 1			
Writing	Note 1			

Notes
Note 1 : Data not provided by Wyoming Department of Education (WDE).
Note 2 : Data not available from WDE.
Note 3 : Data not available from WDE.
Note 4 : Writing Scores for SAWS and ACT writing not available.
Note 5: MEMORANDUM NO. 2013-107 from the WDE indicated that cut scores were adjusted because of a "fluctuation in proficiency rates that cannot credibly be attributed to real changes in student performance". See detailed notes concerning this issue.
Note 6 : Accountability Score not provided by WDE.
Note 7: If scores or percentages are blank, then either students were not tested with PAWS/ACT or there were less than five students tested.
Note 8: To protect individual student confidentiality, results are not reported for 5 or fewer students and performance percentages are capped and indicated with>= or <=.
Notes for school:

Mission Statement
<i>The mission of Gilchrist Elementary School is to develop all students into self-directed life-long learners and productive citizens. We will accomplish this by providing a safe, nurturing environment where a positive, professional staff will ensure a challenging and relevant curriculum.</i>

2013 School Status Snapshot

Goins Elementary

Laramie #1

<b>Accountability Rating</b>  <span style="font-size: 2em; color: red;">?</span>  See Note 7
--

School Information			
<b>Basic info</b>	<b>Goins Elementary</b>		
School ID	1101015		
School Type	K-6		
Enrollment	342		
2012 Graduation Rate			
Year Built	2012		
Certified Instructors	Note 1		
Overall Student/Teacher ratio	Note 1		
% of students with one or more college courses	Note 2		
2012-13 AYP Status: Not In School Improvement, Warning Year			
<b>Student Groups</b>	<u>2011</u>	<u>2012</u>	<u>2013</u>
Students with Disabilities		Note 3	
Economically Disadvantaged		Note 3	
English Learners		Note 3	
<b>Principal</b>			
Joyce Chalstrom chalstromj@laramie1.org			
771-2620			
<b>Mailing Address</b>			
224 Dey Avenue Cheyenne Wyoming, 82007			
Website <a href="#">Goins Elementary</a>			

Achievement	3-8 (PAWS) Note 8		11th Grade ACT Note 8
	Below Proficient	Proficient and Advanced	
Reading	45%	55%	
Math	30%	70%	
Science	60%	40%	
Writing	Note 4	Note 4	Note 4
English			
Composite			
<b>Growth</b>			
Reading	Note 1		
Math	Note 1		
Science	Note 1		
Writing	Note 1		

Notes
Note 1 : Data not provided by Wyoming Department of Education (WDE).
Note 2 : Data not available from WDE.
Note 3 : Data not available from WDE.
Note 4 : Writing Scores for SAWS and ACT writing not available.
Note 5: MEMORANDUM NO. 2013-107 from the WDE indicated that cut scores were adjusted because of a "fluctuation in proficiency rates that cannot credibly be attributed to real changes in student performance". See detailed notes concerning this issue.
Note 6 : Accountability Score not provided by WDE.
Note 7: If scores or percentages are blank, then either students were not tested with PAWS/ACT or there were less than five students tested.
Note 8: To protect individual student confidentiality, results are not reported for 5 or fewer students and performance percentages are capped and indicated with>= or <=.
Notes for school:

Mission Statement
<i>We will guide student learning toward proficiency in a secure, caring, supportive environment.</i>

**2013 School Status Snapshot**

**Hebard Elementary**

**Laramie #1**

<b>Accountability Rating</b>  <span style="font-size: 2em; color: red;">?</span>  See Note 7
--

School Information			
<b>Basic info</b>	<b>Hebard Elementary</b>		
School ID	1101016		
School Type	K-6		
Enrollment	159		
2012 Graduation Rate			
Year Built	1945		
Certified Instructors	Note 1		
Overall Student/Teacher ratio	Note 1		
% of students with one or more college courses	Note 2		
2012-13 AYP Status: Not In School Improvement, Warning Year			
<b>Student Groups</b>	<u>2011</u>	<u>2012</u>	<u>2013</u>
Students with Disabilities		Note 3	
Economically Disadvantaged		Note 3	
English Learners		Note 3	
<b>Principal</b>			
Carla Gregorio gregorioc@laramie1.org			
771-2450			
<b>Mailing Address</b>			
413 Seymour Ave Cheyenne Wyoming, 82007			
Website <a href="#">Hebard Elementary</a>			

	3-8 (PAWS) Note 8		11th Grade ACT Note 8
	Below Proficient	Proficient and Advanced	
Reading	33%	<b>67%</b>	
Math	24%	<b>76%</b>	
Science	60%	<b>40%</b>	
Writing	Note 4	Note 4	Note 4
English			
Composite			
<b>Growth</b>			
Reading	Note 1		
Math	Note 1		
Science	Note 1		
Writing	Note 1		

Notes
Note 1 : Data not provided by Wyoming Department of Education (WDE).
Note 2 : Data not available from WDE.
Note 3 : Data not available from WDE.
Note 4 : Writing Scores for SAWS and ACT writing not available.
Note 5: MEMORANDUM NO. 2013-107 from the WDE indicated that cut scores were adjusted because of a "fluctuation in proficiency rates that cannot credibly be attributed to real changes in student performance". See detailed notes concerning this issue.
Note 6 : Accountability Score not provided by WDE.
Note 7: If scores or percentages are blank, then either students were not tested with PAWS/ACT or there were less than five students tested.
Note 8: To protect individual student confidentiality, results are not reported for 5 or fewer students and performance percentages are capped and indicated with>= or <=.
Notes for school:

Mission Statement
<i>Collaboratively, we prepare all students for mastery of essential skills.</i>

2013 School Status Snapshot

Henderson Elementary

Laramie #1

<b>Accountability Rating</b>  <span style="font-size: 2em; color: red;">?</span>  See Note 7
--

School Information			
<b>Basic info</b>	<b>Henderson Elementary</b>		
School ID	1101017		
School Type	K-6		
Enrollment	307		
2012 Graduation Rate			
Year Built	1950		
Certified Instructors	Note 1		
Overall Student/Teacher ratio	Note 1		
% of students with one or more college courses	Note 2		
2012-13 AYP Status: Not In School Improvement, Warning Year			
<b>Student Groups</b>	<u>2011</u>	<u>2012</u>	<u>2013</u>
Students with Disabilities		Note 3	
Economically Disadvantaged		Note 3	
English Learners		Note 3	
<b>Principal</b>			
Karen Brooks-Lyons lyonsk@laramie1.org			
771-2550			
<b>Mailing Address</b>			
2820 Henderson Drive Cheyenne Wyoming, 82001			
Website <a href="#">Henderson Elementary</a>			

	3-8 (PAWS) Note 8		11th Grade ACT Note 8
	Below Proficient	Proficient and Advanced	
Reading	21%	79%	
Math	21%	79%	
Science	60%	40%	
Writing	Note 4	Note 4	Note 4
English			
Composite			
<b>Growth</b>			
Reading	Note 1		
Math	Note 1		
Science	Note 1		
Writing	Note 1		

Notes
Note 1 : Data not provided by Wyoming Department of Education (WDE).
Note 2 : Data not available from WDE.
Note 3 : Data not available from WDE.
Note 4 : Writing Scores for SAWS and ACT writing not available.
Note 5: MEMORANDUM NO. 2013-107 from the WDE indicated that cut scores were adjusted because of a "fluctuation in proficiency rates that cannot credibly be attributed to real changes in student performance". See detailed notes concerning this issue.
Note 6 : Accountability Score not provided by WDE.
Note 7: If scores or percentages are blank, then either students were not tested with PAWS/ACT or there were less than five students tested.
Note 8: To protect individual student confidentiality, results are not reported for 5 or fewer students and performance percentages are capped and indicated with>= or <=.
Notes for school:

Mission Statement
<i>Our vision is for all partners, students, staff, parents, and community members to achieve growth. We envision a school that is safe and respectful in which there is communication, collaboration and cooperation.</i>



**2013 School Status Snapshot**

**Hobbs Elementary**

**Laramie #1**

<b>Accountability Rating</b>  <span style="font-size: 2em; color: red;">?</span>  See Note 7
--

School Information			
<b>Basic info</b>	<b>Hobbs Elementary</b>		
School ID	1101018		
School Type	K-6		
Enrollment	462		
2012 Graduation Rate			
Year Built	1959		
Certified Instructors	Note 1		
Overall Student/Teacher ratio	Note 1		
% of students with one or more college courses	Note 2		
2012-13 AYP Status: Not in School Improvement			
<b>Student Groups</b>	<u>2011</u>	<u>2012</u>	<u>2013</u>
Students with Disabilities		Note 3	
Economically Disadvantaged		Note 3	
English Learners		Note 3	
<b>Principal</b>			
Mark Hurd hurdr@laramie1.org			
771-2560			
<b>Mailing Address</b>			
5710 Syracuse Road Cheyenne Wyoming, 82009			
Website <a href="#">Hobbs Elementary</a>			

	3-8 (PAWS) Note 8		11th Grade ACT Note 8
	Below Proficient	Proficient and Advanced	
Reading	21%	<b>79%</b>	
Math	11%	<b>89%</b>	
Science	51%	<b>49%</b>	
Writing	Note 4	Note 4	Note 4
English			
Composite			
<b>Growth</b>			
Reading	Note 1		
Math	Note 1		
Science	Note 1		
Writing	Note 1		

Notes
Note 1 : Data not provided by Wyoming Department of Education (WDE).
Note 2 : Data not available from WDE.
Note 3 : Data not available from WDE.
Note 4 : Writing Scores for SAWS and ACT writing not available.
Note 5: MEMORANDUM NO. 2013-107 from the WDE indicated that cut scores were adjusted because of a "fluctuation in proficiency rates that cannot credibly be attributed to real changes in student performance". See detailed notes concerning this issue.
Note 6 : Accountability Score not provided by WDE.
Note 7: If scores or percentages are blank, then either students were not tested with PAWS/ACT or there were less than five students tested.
Note 8: To protect individual student confidentiality, results are not reported for 5 or fewer students and performance percentages are capped and indicated with>= or <=.
Notes for school:

Mission Statement
<i>Hobbs Elementary School is a premier community of learners who are responsible global thinkers with 21st Century Skills.</i>

2013 School Status Snapshot

Clawson Elementary

Laramie #1

<b>Accountability Rating</b>  <span style="font-size: 2em; color: red;">?</span>  See Note 7
--

School Information			
<b>Basic info</b>	<b>Clawson Elementary</b>		
School ID		1101019	
School Type		K-6	
Enrollment		13	
2012 Graduation Rate			
Year Built		1939	
Certified Instructors		Note 1	
Overall Student/Teacher ratio		Note 1	
% of students with one or more college courses		Note 2	
2012-13 AYP Status: Not In School Improvement			
<b>Student Groups</b>	<u>2011</u>	<u>2012</u>	<u>2013</u>
Students with Disabilities		Note 3	
Economically Disadvantaged		Note 3	
English Learners		Note 3	
<b>Principal</b>			
Harry Petty pettyh@laramie1.org			
771-2285			
<b>Mailing Address</b>			
376 Road 228A Horse Creek Wyoming, 82061			
Website <a href="#">Clawson Elementary</a>			

Achievement			
	3-8 (PAWS) Note 8		11th Grade ACT Note 8
	Below Proficient	Proficient and Advanced	
Reading			
Math			
Science			
Writing	Note 4	Note 4	Note 4
English			
Composite			
Growth			
Reading	Note 1		
Math	Note 1		
Science	Note 1		
Writing	Note 1		

Notes
Note 1 : Data not provided by Wyoming Department of Education (WDE).
Note 2 : Data not available from WDE.
Note 3 : Data not available from WDE.
Note 4 : Writing Scores for SAWS and ACT writing not available.
Note 5: MEMORANDUM NO. 2013-107 from the WDE indicated that cut scores were adjusted because of a "fluctuation in proficiency rates that cannot credibly be attributed to real changes in student performance". See detailed notes concerning this issue.
Note 6 : Accountability Score not provided by WDE.
Note 7: If scores or percentages are blank, then either students were not tested with PAWS/ACT or there were less than five students tested.
Note 8: To protect individual student confidentiality, results are not reported for 5 or fewer students and performance percentages are capped and indicated with>= or <=.
Notes for school:

Mission Statement
<i>None located</i>

2013 School Status Snapshot

Jessup Elementary

Laramie #1

<b>Accountability Rating</b>  <span style="font-size: 2em; color: red;">?</span>  See Note 7
--

School Information			
<b>Basic info</b>	<b>Jessup Elementary</b>		
School ID		1101020	
School Type		K-6	
Enrollment		359	
2012 Graduation Rate			
Year Built		1961	
Certified Instructors		Note 1	
Overall Student/Teacher ratio		Note 1	
% of students with one or more college courses		Note 2	
2012-13 AYP Status: Not in School Improvement			
<b>Student Groups</b>	<u>2011</u>	<u>2012</u>	<u>2013</u>
Students with Disabilities		Note 3	
Economically Disadvantaged		Note 3	
English Learners		Note 3	
<b>Principal</b>			
Barbara Leiseth leisethb@laramie1.org			
771-2570 x 1			
<b>Mailing Address</b>			
6113 Evers Boulevard Cheyenne Wyoming, 82009			
Website <a href="#">Jessup Elementary</a>			

	3-8 (PAWS) Note 8		11th Grade ACT Note 8	
	Below Proficient	Proficient and Advanced		
Reading	7%	93%		
Math	6%	94%		
Science	22%	78%		
Writing	Note 4	Note 4	Note 4	
English				
Composite				
<b>Growth</b>				
Reading	Note 1			
Math	Note 1			
Science	Note 1			
Writing	Note 1			


Notes
Note 1 : Data not provided by Wyoming Department of Education (WDE).
Note 2 : Data not available from WDE.
Note 3 : Data not available from WDE.
Note 4 : Writing Scores for SAWS and ACT writing not available.
Note 5: MEMORANDUM NO. 2013-107 from the WDE indicated that cut scores were adjusted because of a "fluctuation in proficiency rates that cannot credibly be attributed to real changes in student performance". See detailed notes concerning this issue.
Note 6 : Accountability Score not provided by WDE.
Note 7: If scores or percentages are blank, then either students were not tested with PAWS/ACT or there were less than five students tested.
Note 8: To protect individual student confidentiality, results are not reported for 5 or fewer students and performance percentages are capped and indicated with>= or <=.
Notes for school:

Mission Statement
<i>The Jessup Community (students, staff, parents, and volunteers) will work interdependently to instill and build a passion for successful learning.</i>

**2013 School Status Snapshot**

**Lebhart Elementary**

**Laramie #1**

<b>Accountability Rating</b>    See Note 7
---

School Information			
<b>Basic info</b>	<b>Lebhart Elementary</b>		
School ID		1101021	
School Type		K-2	
Enrollment		129	
2012 Graduation Rate			
Year Built		1959	
Certified Instructors		Note 1	
Overall Student/Teacher ratio		Note 1	
% of students with one or more college courses		Note 2	
2012-13 AYP Status: Not In School Improvement, Warning Year			
<b>Student Groups</b>	<u>2011</u>	<u>2012</u>	<u>2013</u>
Students with Disabilities		Note 3	
Economically Disadvantaged		Note 3	
English Learners		Note 3	
<b>Principal</b>			
Cara Pruter pruterc@laramie1.org			
771-2610			
<b>Mailing Address</b>			
807 Coolidge Street Cheyenne Wyoming, 82001			
Website <a href="#">Lebhart Elementary</a>			

Achievement		3-8 (PAWS) Note 8		11th Grade ACT Note 8
		Below Proficient	Proficient and Advanced	
Reading				
Math				
Science				
Writing	Note 4	Note 4	Note 4	Note 4
English				
Composite				
Growth				
Reading	Note 1			
Math	Note 1			
Science	Note 1			
Writing	Note 1			

Notes
Note 1 : Data not provided by Wyoming Department of Education (WDE).
Note 2 : Data not available from WDE.
Note 3 : Data not available from WDE.
Note 4 : Writing Scores for SAWS and ACT writing not available.
Note 5: MEMORANDUM NO. 2013-107 from the WDE indicated that cut scores were adjusted because of a "fluctuation in proficiency rates that cannot credibly be attributed to real changes in student performance". See detailed notes concerning this issue.
Note 6 : Accountability Score not provided by WDE.
Note 7: If scores or percentages are blank, then either students were not tested with PAWS/ACT or there were less than five students tested.
Note 8: To protect individual student confidentiality, results are not reported for 5 or fewer students and performance percentages are capped and indicated with>= or <=.
Notes for school:

Mission Statement
<i>The mission of Fairview-Lebhart School, in a cooperative effort with students, parents, staff and the community, is to guarantee a learning environment which develops skills to assist and inspire students in becoming productive, contributing citizens.</i>

2013 School Status Snapshot

Miller Elementary

Laramie #1

<b>Accountability Rating</b>  <span style="font-size: 2em; color: red;">?</span>  See Note 7
--

School Information			
<b>Basic info</b>	<b>Miller Elementary</b>		
School ID	1101022		
School Type	4-6		
Enrollment	67		
2012 Graduation Rate			
Year Built	1965		
Certified Instructors	Note 1		
Overall Student/Teacher ratio	Note 1		
% of students with one or more college courses	Note 2		
2012-13 AYP Status: Not In School Improvement			
<b>Student Groups</b>	<u>2011</u>	<u>2012</u>	<u>2013</u>
Students with Disabilities		Note 3	
Economically Disadvantaged		Note 3	
English Learners		Note 3	
<b>Principal</b>			
Tony Crecelius creceliust@laramie1.org			
771-2400			
<b>Mailing Address</b>			
3501 Evans Ave Cheyenne Wyoming, 82001			
Website <a href="#">Miller Elementary</a>			

Achievement	3-8 (PAWS) Note 8		11th Grade ACT Note 8	
	Below Proficient	Proficient and Advanced		
Reading	5%	95%		
Math	<= 5%	>= 95%		
Science	30%	70%		
Writing	Note 4	Note 4	Note 4	
English				
Composite				
<b>Growth</b>				
Reading	Note 1			
Math	Note 1			
Science	Note 1			
Writing	Note 1			

Notes
Note 1 : Data not provided by Wyoming Department of Education (WDE).
Note 2 : Data not available from WDE.
Note 3 : Data not available from WDE.
Note 4 : Writing Scores for SAWS and ACT writing not available.
Note 5: MEMORANDUM NO. 2013-107 from the WDE indicated that cut scores were adjusted because of a "fluctuation in proficiency rates that cannot credibly be attributed to real changes in student performance". See detailed notes concerning this issue.
Note 6 : Accountability Score not provided by WDE.
Note 7: If scores or percentages are blank, then either students were not tested with PAWS/ACT or there were less than five students tested.
Note 8: To protect individual student confidentiality, results are not reported for 5 or fewer students and performance percentages are capped and indicated with>= or <=.
Notes for school:

Mission Statement
<i>The mission of Deming/Miller School is to ensure learning for all, through excellence in education.</i>

2013 School Status Snapshot

Pioneer Park Elementary

Laramie #1

<b>Accountability Rating</b>  <span style="font-size: 2em; color: red;">?</span>  See Note 7
--

School Information			
<b>Basic info</b>	<b>Pioneer Park Elementary</b>		
School ID		1101023	
School Type		K-6	
Enrollment		299	
2012 Graduation Rate			
Year Built		1955	
Certified Instructors		Note 1	
Overall Student/Teacher ratio		Note 1	
% of students with one or more college courses		Note 2	
2012-13 AYP Status: School Improvement, Year 2			
<b>Student Groups</b>	<u>2011</u>	<u>2012</u>	<u>2013</u>
Students with Disabilities		Note 3	
Economically Disadvantaged		Note 3	
English Learners		Note 3	
<b>Principal</b>			
April Gates gatesa@laramie1.org			
771-2316			
<b>Mailing Address</b>			
1407 Cosgriff Court Cheyenne Wyoming, 82001			
Website <a href="#">Pioneer Park Elementary</a>			

	3-8 (PAWS) Note 8		11th Grade ACT Note 8	
	Below Proficient	Proficient and Advanced		
Reading	31%	69%		
Math	24%	76%		
Science	62%	38%		
Writing	Note 4	Note 4	Note 4	
English				
Composite				
<b>Growth</b>				
Reading	Note 1			
Math	Note 1			
Science	Note 1			
Writing	Note 1			

Notes
Note 1 : Data not provided by Wyoming Department of Education (WDE).
Note 2 : Data not available from WDE.
Note 3 : Data not available from WDE.
Note 4 : Writing Scores for SAWS and ACT writing not available.
Note 5: MEMORANDUM NO. 2013-107 from the WDE indicated that cut scores were adjusted because of a "fluctuation in proficiency rates that cannot credibly be attributed to real changes in student performance". See detailed notes concerning this issue.
Note 6 : Accountability Score not provided by WDE.
Note 7: If scores or percentages are blank, then either students were not tested with PAWS/ACT or there were less than five students tested.
Note 8: To protect individual student confidentiality, results are not reported for 5 or fewer students and performance percentages are capped and indicated with>= or <=.
Notes for school:

Mission Statement
<i>As a collaborative learning community we will guide our diverse population in an environment that encourages life-long growth and responsibility.</i>

**2013 School Status Snapshot**

**Rossman Elementary**

**Laramie #1**

<b>Accountability Rating</b>  <span style="font-size: 2em; color: red;">?</span>  See Note 7
--

School Information			
<b>Basic info</b>	<b>Rossman Elementary</b>		
School ID	1101024		
School Type	K-6		
Enrollment	333		
2012 Graduation Rate			
Year Built	2009		
Certified Instructors	Note 1		
Overall Student/Teacher ratio	Note 1		
% of students with one or more college courses	Note 2		
2012-13 AYP Status: School Improvement, Year 1			
<b>Student Groups</b>	<u>2011</u>	<u>2012</u>	<u>2013</u>
Students with Disabilities		Note 3	
Economically Disadvantaged		Note 3	
English Learners		Note 3	
<b>Principal</b>			
Maurice Darnell darnellm@laramie1.org			
771-2544			
<b>Mailing Address</b>			
916 West College Drive Cheyenne Wyoming, 82007			
Website <a href="#">Rossman Elementary</a>			

	3-8 (PAWS) Note 8		11th Grade ACT Note 8
	Below Proficient	Proficient and Advanced	
Reading	41%	<b>59%</b>	
Math	28%	<b>72%</b>	
Science	67%	<b>33%</b>	
Writing	Note 4	Note 4	Note 4
English			
Composite			
<b>Growth</b>			
Reading	Note 1		
Math	Note 1		
Science	Note 1		
Writing	Note 1		

Notes
Note 1 : Data not provided by Wyoming Department of Education (WDE).
Note 2 : Data not available from WDE.
Note 3 : Data not available from WDE.
Note 4 : Writing Scores for SAWS and ACT writing not available.
Note 5: MEMORANDUM NO. 2013-107 from the WDE indicated that cut scores were adjusted because of a "fluctuation in proficiency rates that cannot credibly be attributed to real changes in student performance". See detailed notes concerning this issue.
Note 6 : Accountability Score not provided by WDE.
Note 7: If scores or percentages are blank, then either students were not tested with PAWS/ACT or there were less than five students tested.
Note 8: To protect individual student confidentiality, results are not reported for 5 or fewer students and performance percentages are capped and indicated with>= or <=.
Notes for school:

Mission Statement
<i>Our mission, through collaboration, is to ensure that all students will meet their maximum potential to succeed.</i>

2013 School Status Snapshot

Willadsen Elementary

Laramie #1

<b>Accountability Rating</b>  <span style="font-size: 2em; color: red;">?</span>  See Note 7
--

School Information			
<b>Basic info</b>	<b>Willadsen Elementary</b>		
School ID		1101025	
School Type		K-6	
Enrollment		9	
2012 Graduation Rate			
Year Built		1959	
Certified Instructors		Note 1	
Overall Student/Teacher ratio		Note 1	
% of students with one or more college courses		Note 2	
2012-13 AYP Status: Not In School Improvement, Warning Year			
<b>Student Groups</b>	<u>2011</u>	<u>2012</u>	<u>2013</u>
Students with Disabilities		Note 3	
Economically Disadvantaged		Note 3	
English Learners		Note 3	
<b>Principal</b>			
Harry Petty pettyh@laramie1.org			
771-2285			
<b>Mailing Address</b>			
645 Road 102 Granite Canyon Wyoming, 82059			
Website <a href="#">Willadsen Elementary</a>			

Achievement			
	<b>3-8 (PAWS) Note 8</b>		<b>11th Grade ACT Note 8</b>
	<b>Below Proficient &lt;= 20%</b>	<b>Proficient and Advanced &gt;= 80%</b>	
Reading			
Math	25%	75%	
Science			
Writing	Note 4	Note 4	Note 4
English			
Composite			
<b>Growth</b>			
Reading	Note 1		
Math	Note 1		
Science	Note 1		
Writing	Note 1		

Notes
Note 1 : Data not provided by Wyoming Department of Education (WDE).
Note 2 : Data not available from WDE.
Note 3 : Data not available from WDE.
Note 4 : Writing Scores for SAWS and ACT writing not available.
Note 5: MEMORANDUM NO. 2013-107 from the WDE indicated that cut scores were adjusted because of a "fluctuation in proficiency rates that cannot credibly be attributed to real changes in student performance". See detailed notes concerning this issue.
Note 6 : Accountability Score not provided by WDE.
Note 7: If scores or percentages are blank, then either students were not tested with PAWS/ACT or there were less than five students tested.
Note 8: To protect individual student confidentiality, results are not reported for 5 or fewer students and performance percentages are capped and indicated with>= or <=.
Notes for school:


Mission Statement
<i>None located</i>



2013 School Status Snapshot

Anderson Elementary

Laramie #1

<b>Accountability Rating</b>    See Note 7
---

School Information			
<b>Basic info</b>	<b>Anderson Elementary</b>		
School ID		1101026	
School Type		K-6	
Enrollment		461	
2012 Graduation Rate		0.0%	
Year Built		1983	
Certified Instructors		Note 1	
Overall Student/Teacher ratio		Note 1	
% of students with one or more college courses		Note 2	
2012-13 AYP Status: Not In School Improvement, Warning Year			
<b>Student Groups</b>	<u>2011</u>	<u>2012</u>	<u>2013</u>
Students with Disabilities		Note 3	
Economically Disadvantaged		Note 3	
English Learners		Note 3	
<b>Principal</b>			
Jim Fraley fraleyj@laramie1.org			
771-2606			
<b>Mailing Address</b>			
2204 Plain View Road Cheyenne Wyoming, 82009			
Website <a href="#">Anderson Elementary</a>			

	3-8 (PAWS) Note 8		11th Grade ACT Note 8	
	Below Proficient	Proficient and Advanced		
Reading	17%	<b>83%</b>		
Math	13%	<b>87%</b>		
Science	29%	<b>71%</b>		
Writing	Note 4	Note 4	Note 4	
English				
Composite				
<b>Growth</b>				
Reading	Note 1			
Math	Note 1			
Science	Note 1			
Writing	Note 1			

Notes
Note 1 : Data not provided by Wyoming Department of Education (WDE).
Note 2 : Data not available from WDE.
Note 3 : Data not available from WDE.
Note 4 : Writing Scores for SAWS and ACT writing not available.
Note 5: MEMORANDUM NO. 2013-107 from the WDE indicated that cut scores were adjusted because of a "fluctuation in proficiency rates that cannot credibly be attributed to real changes in student performance". See detailed notes concerning this issue.
Note 6 : Accountability Score not provided by WDE.
Note 7: If scores or percentages are blank, then either students were not tested with PAWS/ACT or there were less than five students tested.
Note 8: To protect individual student confidentiality, results are not reported for 5 or fewer students and performance percentages are capped and indicated with>= or <=.
Notes for school:

Mission Statement
<i>In cooperation with students, parents, staff, and the community we will: Achieve our highest potential by always doing our personal best. Collaborate with others by the use of stressing individual strengths to overcome weaknesses of the group. Set high expectations for students and staff members. Model a positive attitude. Provide a safe, orderly, disciplined, and caring environment. Be Consistent and predictable. Be Fair Set high expectations. Use positive reinforcement. Engage and maintain a curiosity that is alive for learning. Be enthusiastic &amp; passionate about learning. Celebrate and recognize students, staff, and parents. Use of inquiry process in learning. Use differentiated instruction to meet all students' needs. Aspire to be valuable community members. Use open, consistent, frequent, and direct communication. Respect everyone. Be reliable and trustworthy while being a good listener. Guarantee a High Quality Education. Use research-based best practices. Dedicated professionals immersed in professional development. Use of high quality</i>

2013 School Status Snapshot

Afflerbach Elementary

Laramie #1

<b>Accountability Rating</b>  <span style="font-size: 2em; color: red;">?</span>  See Note 7
--

School Information			
<b>Basic info</b>	<b>Afflerbach Elementary</b>		
School ID	1101027		
School Type	K-6		
Enrollment	401		
2012 Graduation Rate	0.0%		
Year Built	1986		
Certified Instructors	Note 1		
Overall Student/Teacher ratio	Note 1		
% of students with one or more college courses	Note 2		
2012-13 AYP Status: School Improvement, Year 2			
<b>Student Groups</b>	<u>2011</u>	<u>2012</u>	<u>2013</u>
Students with Disabilities		Note 3	
Economically Disadvantaged		Note 3	
English Learners		Note 3	
<b>Principal</b>			
Matthew Schlagel schlagelm@laramie1.org			
771-2480			
<b>Mailing Address</b>			
400 West Wallick Rd Cheyenne Wyoming, 82007			
Website <a href="#">Afflerbach Elementary</a>			

	3-8 (PAWS) Note 8		11th Grade ACT Note 8	
	Below Proficient	Proficient and Advanced		
Reading	41%	59%		
Math	31%	69%		
Science	65%	35%		
Writing	Note 4	Note 4	Note 4	
English				
Composite				
<b>Growth</b>				
Reading	Note 1			
Math	Note 1			
Science	Note 1			
Writing	Note 1			

Notes
Note 1 : Data not provided by Wyoming Department of Education (WDE).
Note 2 : Data not available from WDE.
Note 3 : Data not available from WDE.
Note 4 : Writing Scores for SAWS and ACT writing not available.
Note 5: MEMORANDUM NO. 2013-107 from the WDE indicated that cut scores were adjusted because of a "fluctuation in proficiency rates that cannot credibly be attributed to real changes in student performance". See detailed notes concerning this issue.
Note 6 : Accountability Score not provided by WDE.
Note 7: If scores or percentages are blank, then either students were not tested with PAWS/ACT or there were less than five students tested.
Note 8: To protect individual student confidentiality, results are not reported for 5 or fewer students and performance percentages are capped and indicated with>= or <=.
Notes for school:

**Mission Statement**

*Through a united effort, Afflerbach Elementary School's parents, students, and professional learning community will provide a safe, positive, and productive environment, which will increase academic achievement, self-worth, and accountability for all.*

2013 School Status Snapshot

Freedom Elementary

Laramie #1

<b>Accountability Rating</b>  <span style="font-size: 2em; color: red;">?</span>  See Note 7
--

School Information			
<b>Basic info</b>	<b>Freedom Elementary</b>		
School ID	1101028		
School Type	K-6		
Enrollment	323		
2012 Graduation Rate			
Year Built	2005		
Certified Instructors	Note 1		
Overall Student/Teacher ratio	Note 1		
% of students with one or more college courses	Note 2		
2012-13 AYP Status: Not In School Improvement			
<b>Student Groups</b>	<u>2011</u>	<u>2012</u>	<u>2013</u>
Students with Disabilities		Note 3	
Economically Disadvantaged		Note 3	
English Learners		Note 3	
<b>Principal</b>			
Chad Delbridge delbridgec@laramie1.org			
771-2305			
<b>Mailing Address</b>			
4500 Happy Jack Rd Cheyenne Wyoming, 82001			
Website <a href="#">Freedom Elementary</a>			

	3-8 (PAWS) Note 8		11th Grade ACT Note 8
	Below Proficient	Proficient and Advanced	
Reading	17%	<b>83%</b>	
Math	6%	<b>94%</b>	
Science	28%	<b>72%</b>	
Writing	Note 4	Note 4	Note 4
English			
Composite			
<b>Growth</b>			
Reading	Note 1		
Math	Note 1		
Science	Note 1		
Writing	Note 1		

Notes
Note 1 : Data not provided by Wyoming Department of Education (WDE).
Note 2 : Data not available from WDE.
Note 3 : Data not available from WDE.
Note 4 : Writing Scores for SAWS and ACT writing not available.
Note 5: MEMORANDUM NO. 2013-107 from the WDE indicated that cut scores were adjusted because of a "fluctuation in proficiency rates that cannot credibly be attributed to real changes in student performance". See detailed notes concerning this issue.
Note 6 : Accountability Score not provided by WDE.
Note 7: If scores or percentages are blank, then either students were not tested with PAWS/ACT or there were less than five students tested.
Note 8: To protect individual student confidentiality, results are not reported for 5 or fewer students and performance percentages are capped and indicated with>= or <=.
Notes for school:

Mission Statement
Maximize Learning.

**2013 School Status Snapshot**

**Sunrise Elementary**

**Laramie #1**

<b>Accountability Rating</b>  <span style="font-size: 2em; color: red;">?</span>  See Note 7
--

School Information			
<b>Basic info</b>	<b>Sunrise Elementary</b>		
School ID		1101029	
School Type		K-6	
Enrollment		359	
2012 Graduation Rate			
Year Built		2007	
Certified Instructors		Note 1	
Overall Student/Teacher ratio		Note 1	
% of students with one or more college courses		Note 2	
2012-13 AYP Status: School Improvement, Year 2			
<b>Student Groups</b>	<u>2011</u>	<u>2012</u>	<u>2013</u>
Students with Disabilities		Note 3	
Economically Disadvantaged		Note 3	
English Learners		Note 3	
<b>Principal</b>			
Lawrence Sturgeon sturgeonl@laramie1.org			
771-2280			
<b>Mailing Address</b>			
5021 East 13th St Cheyenne Wyoming, 82001			
Website <a href="#">Sunrise Elementary</a>			

Achievement	3-8 (PAWS) Note 8		11th Grade ACT Note 8
	Below Proficient	Proficient and Advanced	
Reading	38%	<b>62%</b>	
Math	34%	<b>66%</b>	
Science	66%	<b>34%</b>	
Writing	Note 4	Note 4	Note 4
English			
Composite			
<b>Growth</b>			
Reading	Note 1		
Math	Note 1		
Science	Note 1		
Writing	Note 1		

Notes
Note 1 : Data not provided by Wyoming Department of Education (WDE).
Note 2 : Data not available from WDE.
Note 3 : Data not available from WDE.
Note 4 : Writing Scores for SAWS and ACT writing not available.
Note 5: MEMORANDUM NO. 2013-107 from the WDE indicated that cut scores were adjusted because of a "fluctuation in proficiency rates that cannot credibly be attributed to real changes in student performance". See detailed notes concerning this issue.
Note 6 : Accountability Score not provided by WDE.
Note 7: If scores or percentages are blank, then either students were not tested with PAWS/ACT or there were less than five students tested.
Note 8: To protect individual student confidentiality, results are not reported for 5 or fewer students and performance percentages are capped and indicated with>= or <=.
Notes for school:

Mission Statement
<i>At Sunrise Elementary School, we will create independent thinkers, while increasing student achievement annually.</i>

2013 School Status Snapshot

Saddle Ridge Elementary

Laramie #1

<b>Accountability Rating</b>  <span style="font-size: 2em; color: red;">?</span>  See Note 7
--

School Information			
<b>Basic info</b>	<b>Saddle Ridge Elementary</b>		
School ID	1101030		
School Type	K-6		
Enrollment	348		
2012 Graduation Rate			
Year Built	2009		
Certified Instructors	Note 1		
Overall Student/Teacher ratio	Note 1		
% of students with one or more college courses	Note 2		
2012-13 AYP Status: Not In School Improvement			
<b>Student Groups</b>	<u>2011</u>	<u>2012</u>	<u>2013</u>
Students with Disabilities		Note 3	
Economically Disadvantaged		Note 3	
English Learners		Note 3	
<b>Principal</b>			
Donal Jackson jacksond@laramie1.org			
771-2360			
<b>Mailing Address</b>			
6815 Wilderness Trail Cheyenne Wyoming, 82001			
Website <a href="#">Saddle Ridge Elementary</a>			

	3-8 (PAWS) Note 8		11th Grade ACT Note 8	
	Below Proficient	Proficient and Advanced		
Reading	17%	<b>83%</b>		
Math	16%	<b>84%</b>		
Science	44%	<b>56%</b>		
Writing	Note 4	Note 4	Note 4	
English				
Composite				
<b>Growth</b>				
Reading	Note 1			
Math	Note 1			
Science	Note 1			
Writing	Note 1			

Notes
Note 1 : Data not provided by Wyoming Department of Education (WDE).
Note 2 : Data not available from WDE.
Note 3 : Data not available from WDE.
Note 4 : Writing Scores for SAWS and ACT writing not available.
Note 5: MEMORANDUM NO. 2013-107 from the WDE indicated that cut scores were adjusted because of a "fluctuation in proficiency rates that cannot credibly be attributed to real changes in student performance". See detailed notes concerning this issue.
Note 6 : Accountability Score not provided by WDE.
Note 7: If scores or percentages are blank, then either students were not tested with PAWS/ACT or there were less than five students tested.
Note 8: To protect individual student confidentiality, results are not reported for 5 or fewer students and performance percentages are capped and indicated with>= or <=.
Notes for school:

Mission Statement
<i>As a Saddle Ridge Community, we are committed to providing a high quality education that supports safety, responsibility and respect for all.</i>

2013 School Status Snapshot

PODER Academy

Laramie #1

<b>Accountability Rating</b>  <span style="font-size: 2em; color: red;">?</span>  See Note 7
--

School Information			
<b>Basic info</b>	<b>PODER Academy</b>		
School ID	1101040		
School Type	K-4		
Enrollment	103		
2012 Graduation Rate			
Year Built	1940		
Certified Instructors	Note 1		
Overall Student/Teacher ratio	Note 1		
% of students with one or more college courses	Note 2		
2012-13 AYP Status:			
<b>Student Groups</b>	<u>2011</u>	<u>2012</u>	<u>2013</u>
Students with Disabilities		Note 3	
Economically Disadvantaged		Note 3	
English Learners		Note 3	
<b>Principal</b>			
Ricardo Lazo ricardo@poderacademy.com			
771-2100 x 67111			
<b>Mailing Address</b>			
1236 W. Allison Cheyenne Wyoming, 82007			
Website <a href="#">PODER Academy</a>			

	3-8 (PAWS) Note 8		11th Grade ACT Note 8	
	Below Proficient	Proficient and Advanced		
Reading	38%	63%		
Math	0%	100%		
Science				
Writing	Note 4	Note 4	Note 4	
English				
Composite				
<b>Growth</b>				
Reading	Note 1			
Math	Note 1			
Science	Note 1			
Writing	Note 1			

Notes
Note 1 : Data not provided by Wyoming Department of Education (WDE).
Note 2 : Data not available from WDE.
Note 3 : Data not available from WDE.
Note 4 : Writing Scores for SAWS and ACT writing not available.
Note 5: MEMORANDUM NO. 2013-107 from the WDE indicated that cut scores were adjusted because of a "fluctuation in proficiency rates that cannot credibly be attributed to real changes in student performance". See detailed notes concerning this issue.
Note 6 : Accountability Score not provided by WDE.
Note 7: If scores or percentages are blank, then either students were not tested with PAWS/ACT or there were less than five students tested.
Note 8: To protect individual student confidentiality, results are not reported for 5 or fewer students and performance percentages are capped and indicated with >= or <=.
Notes for school: First Time Tested in Spring 2013

Mission Statement
None located

2013 School Status Snapshot

Carey Junior High School

Laramie #1

<b>Accountability Rating</b>  <span style="font-size: 2em; color: red;">?</span>  See Note 7
--

School Information			
<b>Basic info</b>	<b>Carey Junior High School</b>		
School ID	1101050		
School Type	7-8		
Enrollment	694		
2012 Graduation Rate			
Year Built	1953		
Certified Instructors	Note 1		
Overall Student/Teacher ratio	Note 1		
% of students with one or more college courses	Note 2		
2012-13 AYP Status: School Improvement, Year 1 (Holding)			
<b>Student Groups</b>	<u>2011</u>	<u>2012</u>	<u>2013</u>
Students with Disabilities		Note 3	
Economically Disadvantaged		Note 3	
English Learners		Note 3	
<b>Principal</b>			
Derek Nissen nissend@laramie1.org			
771-2100			
<b>Mailing Address</b>			
1780 East Pershing Blvd Cheyenne Wyoming, 82001			
Website <a href="#">Carey Junior High School</a>			

Achievement	3-8 (PAWS) Note 8		11th Grade ACT Note 8
	Below Proficient	Proficient and Advanced	
Reading	26%	74%	
Math	30%	70%	
Science	54%	46%	
Writing	Note 4	Note 4	Note 4
English			
Composite			
<b>Growth</b>			
Reading	Note 1		
Math	Note 1		
Science	Note 1		
Writing	Note 1		

Notes
Note 1 : Data not provided by Wyoming Department of Education (WDE).
Note 2 : Data not available from WDE.
Note 3 : Data not available from WDE.
Note 4 : Writing Scores for SAWS and ACT writing not available.
Note 5: MEMORANDUM NO. 2013-107 from the WDE indicated that cut scores were adjusted because of a "fluctuation in proficiency rates that cannot credibly be attributed to real changes in student performance". See detailed notes concerning this issue.
Note 6 : Accountability Score not provided by WDE.
Note 7: If scores or percentages are blank, then either students were not tested with PAWS/ACT or there were less than five students tested.
Note 8: To protect individual student confidentiality, results are not reported for 5 or fewer students and performance percentages are capped and indicated with>= or <=.
Notes for school:

Mission Statement
<i>Collaborating to Inspire Life-Long Learners.</i>

2013 School Status Snapshot

Johnson Junior High School

Laramie #1

<b>Accountability Rating</b>  <span style="font-size: 2em; color: red;">?</span>  See Note 7
--

School Information			
<b>Basic info</b>	<b>Johnson Junior High School</b>		
School ID	1101051		
School Type	7-8		
Enrollment	668		
2012 Graduation Rate			
Year Built	1983		
Certified Instructors	Note 1		
Overall Student/Teacher ratio	Note 1		
% of students with one or more college courses	Note 2		
2012-13 AYP Status: School Improvement, Year 7			
<b>Student Groups</b>	<u>2011</u>	<u>2012</u>	<u>2013</u>
Students with Disabilities		Note 3	
Economically Disadvantaged		Note 3	
English Learners		Note 3	
<b>Principal</b>			
John Balow balowj@laramie1.org			
771-2640			
<b>Mailing Address</b>			
1236 West Allison Rd Cheyenne Wyoming, 82007			
Website <a href="#">Johnson Junior High School</a>			

	3-8 (PAWS) Note 8		11th Grade ACT Note 8	
	Below Proficient	Proficient and Advanced		
Reading	39%	61%		
Math	49%	51%		
Science	77%	23%		
Writing	Note 4	Note 4	Note 4	
English				
Composite				
<b>Growth</b>				
Reading	Note 1			
Math	Note 1			
Science	Note 1			
Writing	Note 1			

Notes
Note 1 : Data not provided by Wyoming Department of Education (WDE).
Note 2 : Data not available from WDE.
Note 3 : Data not available from WDE.
Note 4 : Writing Scores for SAWS and ACT writing not available.
Note 5: MEMORANDUM NO. 2013-107 from the WDE indicated that cut scores were adjusted because of a "fluctuation in proficiency rates that cannot credibly be attributed to real changes in student performance". See detailed notes concerning this issue.
Note 6 : Accountability Score not provided by WDE.
Note 7: If scores or percentages are blank, then either students were not tested with PAWS/ACT or there were less than five students tested.
Note 8: To protect individual student confidentiality, results are not reported for 5 or fewer students and performance percentages are capped and indicated with>= or <=.
Notes for school:

Mission Statement
None located



2013 School Status Snapshot

McCormick Junior High School

Laramie #1

<b>Accountability Rating</b>  <span style="font-size: 2em; color: red;">?</span>  See Note 7
--

School Information			
<b>Basic info</b>	<b>McCormick Junior High School</b>		
School ID	1101052		
School Type	7-8		
Enrollment	654		
2012 Graduation Rate			
Year Built	1975		
Certified Instructors	Note 1		
Overall Student/Teacher ratio	Note 1		
% of students with one or more college courses	Note 2		
2012-13 AYP Status: School Improvement, Year 3 (Holding)			
<b>Student Groups</b>	<u>2011</u>	<u>2012</u>	<u>2013</u>
Students with Disabilities		Note 3	
Economically Disadvantaged		Note 3	
English Learners		Note 3	
<b>Principal</b>			
Jeffrey Conine coninej@laramie1.org			
771-2650			
<b>Mailing Address</b>			
6000 Education Dr Cheyenne Wyoming, 82009			
Website <a href="#">McCormick Junior High School</a>			

	3-8 (PAWS) Note 8		11th Grade ACT Note 8	
	Below Proficient	Proficient and Advanced		
Reading	21%	79%		
Math	26%	74%		
Science	50%	50%		
Writing	Note 4	Note 4	Note 4	
English				
Composite				
<b>Growth</b>				
Reading	Note 1			
Math	Note 1			
Science	Note 1			
Writing	Note 1			

Notes
Note 1 : Data not provided by Wyoming Department of Education (WDE).
Note 2 : Data not available from WDE.
Note 3 : Data not available from WDE.
Note 4 : Writing Scores for SAWS and ACT writing not available.
Note 5: MEMORANDUM NO. 2013-107 from the WDE indicated that cut scores were adjusted because of a "fluctuation in proficiency rates that cannot credibly be attributed to real changes in student performance". See detailed notes concerning this issue.
Note 6 : Accountability Score not provided by WDE.
Note 7: If scores or percentages are blank, then either students were not tested with PAWS/ACT or there were less than five students tested.
Note 8: To protect individual student confidentiality, results are not reported for 5 or fewer students and performance percentages are capped and indicated with>= or <=.
Notes for school:

Mission Statement
<i>Commitment to strive for excellence through achievement.</i>

2013 School Status Snapshot

Central High School

Laramie #1

<b>Accountability Rating</b>  <span style="font-size: 2em; color: red;">?</span>  See Note 7
--

School Information			
<b>Basic info</b>	<b>Central High School</b>		
School ID		1101055	
School Type		9-12	
Enrollment		1220	
2012 Graduation Rate		83.5%	
Year Built		1977	
Certified Instructors		Note 1	
Overall Student/Teacher ratio		Note 1	
% of students with one or more college courses		Note 2	
2012-13 AYP Status: School Improvement, Year 4			
<b>Student Groups</b>	<u>2011</u>	<u>2012</u>	<u>2013</u>
Students with Disabilities		Note 3	
Economically Disadvantaged		Note 3	
English Learners		Note 3	
<b>Principal</b>			
Steve Newton newtons@laramie1.org			
771-2680			
<b>Mailing Address</b>			
5500 Education Drive Cheyenne Wyoming, 82009			
Website <a href="#">Central High School</a>			

Achievement		3-8 (PAWS) Note 8		11th Grade ACT Note 8
		Below Proficient	Proficient and Advanced	
Reading				<b>22.6</b>
Math				<b>20.9</b>
Science				<b>22.4</b>
Writing	Note 4		Note 4	Note 4
English				<b>21.8</b>
Composite				<b>22.0</b>
<b>Growth</b>				
Reading	Note 1			
Math	Note 1			
Science	Note 1			
Writing	Note 1			

Notes
Note 1 : Data not provided by Wyoming Department of Education (WDE).
Note 2 : Data not available from WDE.
Note 3 : Data not available from WDE.
Note 4 : Writing Scores for SAWS and ACT writing not available.
Note 5: MEMORANDUM NO. 2013-107 from the WDE indicated that cut scores were adjusted because of a "fluctuation in proficiency rates that cannot credibly be attributed to real changes in student performance". See detailed notes concerning this issue.
Note 6 : Accountability Score not provided by WDE.
Note 7: If scores or percentages are blank, then either students were not tested with PAWS/ACT or there were less than five students tested.
Note 8: To protect individual student confidentiality, results are not reported for 5 or fewer students and performance percentages are capped and indicated with>= or <=.
Notes for school:

**Mission Statement**

*The Mission at Central High School, in cooperation with students, parents, staff, and the community, is to guarantee a high quality education in a safe and orderly environment for all students, inspiring them to become life-long learners and responsible, productive citizens.*

**2013 School Status Snapshot**

**East High School**

**Laramie #1**

<b>Accountability Rating</b>  <span style="font-size: 2em; color: red;">?</span>  See Note 7
--

School Information			
<b>Basic info</b>	<b>East High School</b>		
School ID		1101056	
School Type		9-12	
Enrollment		1539	
2012 Graduation Rate		76.6%	
Year Built		1959	
Certified Instructors		Note 1	
Overall Student/Teacher ratio		Note 1	
% of students with one or more college courses		Note 2	
2012-13 AYP Status: School Improvement, Year 6			
<b>Student Groups</b>	<u>2011</u>	<u>2012</u>	<u>2013</u>
Students with Disabilities		Note 3	
Economically Disadvantaged		Note 3	
English Learners		Note 3	
<b>Principal</b>			
Samuel Mirich mirichs@laramie1.org			
771-2663			
<b>Mailing Address</b>			
2800 East Pershing Boulevard Cheyenne Wyoming, 82001			
Website <a href="#">East High School</a>			

Achievement				
	3-8 (PAWS) Note 8		11th Grade ACT Note 8	
	Below Proficient	Proficient and Advanced		
Reading			<b>20.9</b>	
Math			<b>19.8</b>	
Science			<b>20.8</b>	
Writing	Note 4	Note 4	Note 4	
English			<b>19.3</b>	
Composite			<b>20.3</b>	
<b>Growth</b>				
Reading	Note 1			
Math	Note 1			
Science	Note 1			
Writing	Note 1			

Notes
Note 1 : Data not provided by Wyoming Department of Education (WDE).
Note 2 : Data not available from WDE.
Note 3 : Data not available from WDE.
Note 4 : Writing Scores for SAWS and ACT writing not available.
Note 5: MEMORANDUM NO. 2013-107 from the WDE indicated that cut scores were adjusted because of a "fluctuation in proficiency rates that cannot credibly be attributed to real changes in student performance". See detailed notes concerning this issue.
Note 6 : Accountability Score not provided by WDE.
Note 7: If scores or percentages are blank, then either students were not tested with PAWS/ACT or there were less than five students tested.
Note 8: To protect individual student confidentiality, results are not reported for 5 or fewer students and performance percentages are capped and indicated with>= or <=.
Notes for school:

Mission Statement
<i>East High School's Mission Statement: Everyone Achieves Success Together.</i>

2013 School Status Snapshot

Triumph High School

Laramie #1

<b>Accountability Rating</b>  <span style="font-size: 2em; color: red;">?</span>  See Note 7
--

School Information			
<b>Basic info</b>	<b>Triumph High School</b>		
School ID		1101057	
School Type		9-12	
Enrollment		171	
2012 Graduation Rate		30.7%	
Year Built		2008	
Certified Instructors		Note 1	
Overall Student/Teacher ratio		Note 1	
% of students with one or more college courses		Note 2	
2012-13 AYP Status: School Improvement, Year 5			
<b>Student Groups</b>	<u>2011</u>	<u>2012</u>	<u>2013</u>
Students with Disabilities		Note 3	
Economically Disadvantaged		Note 3	
English Learners		Note 3	
<b>Principal</b>			
Michael Helenbolt helenboltm@laramie1.org			
771-2500			
<b>Mailing Address</b>			
1250 West College Drive Cheyenne Wyoming, 82007			
Website <a href="#">Triumph High School</a>			

Achievement		3-8 (PAWS) Note 8		11th Grade ACT Note 8
		Below Proficient	Proficient and Advanced	
Reading				<b>15.3</b>
Math				<b>15.5</b>
Science				<b>15.6</b>
Writing	Note 4		Note 4	Note 4
English				<b>14.5</b>
Composite				<b>15.4</b>
<b>Growth</b>				
Reading	Note 1			
Math	Note 1			
Science	Note 1			
Writing	Note 1			

Notes
Note 1 : Data not provided by Wyoming Department of Education (WDE).
Note 2 : Data not available from WDE.
Note 3 : Data not available from WDE.
Note 4 : Writing Scores for SAWS and ACT writing not available.
Note 5: MEMORANDUM NO. 2013-107 from the WDE indicated that cut scores were adjusted because of a "fluctuation in proficiency rates that cannot credibly be attributed to real changes in student performance". See detailed notes concerning this issue.
Note 6 : Accountability Score not provided by WDE.
Note 7: If scores or percentages are blank, then either students were not tested with PAWS/ACT or there were less than five students tested.
Note 8: To protect individual student confidentiality, results are not reported for 5 or fewer students and performance percentages are capped and indicated with>= or <=.
Notes for school:

Mission Statement
<i>The mission of Triumph High School is to graduate students with the knowledge and skills to succeed at work and in life.</i>

2013 School Status Snapshot

South High School

Laramie #1

<b>Accountability Rating</b>  <span style="font-size: 2em; color: red;">?</span>  See Note 7
--

School Information			
<b>Basic info</b>	<b>South High School</b>		
School ID	1101058		
School Type	9-12		
Enrollment	960		
2012 Graduation Rate	0.0%		
Year Built	2010		
Certified Instructors	Note 1		
Overall Student/Teacher ratio	Note 1		
% of students with one or more college courses	Note 2		
2012-13 AYP Status: Not In School Improvement			
<b>Student Groups</b>	<u>2011</u>	<u>2012</u>	<u>2013</u>
Students with Disabilities		Note 3	
Economically Disadvantaged		Note 3	
English Learners		Note 3	
<b>Principal</b>			
Philip Thompson thompsonp@laramie1.org			
771-2410			
<b>Mailing Address</b>			
1213 West Allison Road Cheyenne Wyoming, 82007			
Website <a href="#">South High School</a>			

Achievement				
	3-8 (PAWS) Note 8		11th Grade ACT Note 8	
	Below Proficient	Proficient and Advanced		
Reading			<b>18.2</b>	
Math			<b>18.0</b>	
Science			<b>18.2</b>	
Writing	Note 4	Note 4	Note 4	
English			<b>16.9</b>	
Composite			<b>18.0</b>	
Growth				
Reading	Note 1			
Math	Note 1			
Science	Note 1			
Writing	Note 1			

Notes
Note 1 : Data not provided by Wyoming Department of Education (WDE).
Note 2 : Data not available from WDE.
Note 3 : Data not available from WDE.
Note 4 : Writing Scores for SAWS and ACT writing not available.
Note 5: MEMORANDUM NO. 2013-107 from the WDE indicated that cut scores were adjusted because of a "fluctuation in proficiency rates that cannot credibly be attributed to real changes in student performance". See detailed notes concerning this issue.
Note 6 : Accountability Score not provided by WDE.
Note 7: If scores or percentages are blank, then either students were not tested with PAWS/ACT or there were less than five students tested.
Note 8: To protect individual student confidentiality, results are not reported for 5 or fewer students and performance percentages are capped and indicated with>= or <=.
Notes for school:

Mission Statement
<i>South High School is an innovative, student centered, community working to guarantee student learning.</i>

## Laramie County School District #2

Accountability Rating

?

See Note 5

### District Information

<b>Basic info</b>			
Laramie County School District #2		<b>1102000</b>	
Number of Schools		6	
Total enrollment		940	
Total State and Local Funding (2011-12)		\$16,883,584	
Per Student Funding		\$17,961	
Per Student Net Unrestricted Assets		\$2,209	
Certified Instructors		Note 1	
Overall Student/Teacher ratio		Note 1	
% of students with one or more college courses		Note 2	
2012-13 AYP Status: Not In District Improvement			
<b>Student Groups</b>			
	<u>2011</u>	<u>2012</u>	<u>2013</u>
Students with Disabilities		Note 3	
Economically Disadvantaged		Note 3	
English Learners		Note 3	
<b>Superintendent</b>			
Jack Cozort			
245-4050			
jack.cozort@laramie2.org			
<b>Mailing Address</b>			
P.O. Box 489			
Pine Bluffs, Wyoming 82082			

### Achievement

	3-8 (PAWS) Note 6			ACT 11th grade scores Note 6		
	Proficient and Advanced	State Proficient and Advanced (including District)	State Proficient and Advanced (excluding District)	District 11th Grade ACT	State 11th Grade ACT (including District)	State 11th Grade ACT (excluding District)
Reading	79.1%	74.6%	74.6%	20.0	20.1	20.1
Math	81.7%	79.0%	78.9%	19.6	19.7	19.6
Science	54.3%	50.8%	50.8%	20.5	19.8	19.8
Writing	Note 4	Note 4	Note 4	Note 4	Note 4	Note 4
English				18.2	18.8	18.8
Composite				19.7	19.7	19.7
<b>Growth</b>						
Reading	Note 5					
Math	Note 5					
Science	Note 5					
Writing	Note 5					

### Notes

Note 1: Information not provided by Wyoming Department of Education (WDE).

Note 2: Information not available from WDE

Note 3: Information not provided by WDE.

Note 4: Writing scores for SAWS and ACT not released by WDE.

Note 5: Growth and Accountability data not provided by WDE.

Note 6: To protect individual student confidentiality, results are not reported for 5 or fewer students and performance percentages are capped and indicated with >= or <=.

**2013 School Status Snapshot**

**Albin Elementary**

**Laramie #2**

<b>Accountability Rating</b>  <span style="font-size: 2em; color: red;">?</span>  See Note 7
--

School Information			
<b>Basic info</b>	<b>Albin Elementary</b>		
School ID	1102001		
School Type	K-6		
Enrollment	70		
2012 Graduation Rate	0.0%		
Year Built	1998		
Certified Instructors	Note 1		
Overall Student/Teacher ratio	Note 1		
% of students with one or more college courses	Note 2		
2012-13 AYP Status: Not In School Improvement			
<b>Student Groups</b>	<u>2011</u>	<u>2012</u>	<u>2013</u>
Students with Disabilities		Note 3	
Economically Disadvantaged		Note 3	
English Learners		Note 3	
<b>Principal</b>			
Leann Smith leann.smith@laramie2.org			
245-4071			
<b>Mailing Address</b>			
P.O. Box 38 Albin Wyoming, 82050			
Website <a href="#">Albin Elementary</a>			

	3-8 (PAWS) Note 8		11th Grade ACT Note 8	
	Below Proficient	Proficient and Advanced		
Reading	18%	<b>82%</b>		
Math	26%	<b>74%</b>		
Science	50%	<b>50%</b>		
Writing	Note 4	Note 4	Note 4	
English				
Composite				
<b>Growth</b>				
Reading	Note 1			
Math	Note 1			
Science	Note 1			
Writing	Note 1			

Notes
Note 1 : Data not provided by Wyoming Department of Education (WDE).
Note 2 : Data not available from WDE.
Note 3 : Data not available from WDE.
Note 4 : Writing Scores for SAWS and ACT writing not available.
Note 5: MEMORANDUM NO. 2013-107 from the WDE indicated that cut scores were adjusted because of a "fluctuation in proficiency rates that cannot credibly be attributed to real changes in student performance". See detailed notes concerning this issue.
Note 6 : Accountability Score not provided by WDE.
Note 7: If scores or percentages are blank, then either students were not tested with PAWS/ACT or there were less than five students tested.
Note 8: To protect individual student confidentiality, results are not reported for 5 or fewer students and performance percentages are capped and indicated with>= or <=.
Notes for school:

Mission Statement
<i>In partnership with parents and community we will provide a safe environment where students' essential knowledge, skills and attitudes will ensure each student's success in their current and changing world.</i>

2013 School Status Snapshot

Carpenter Elementary

Laramie #2

<b>Accountability Rating</b>  <span style="font-size: 2em; color: red;">?</span>  See Note 7
--

School Information			
<b>Basic info</b>	<b>Carpenter Elementary</b>		
School ID		1102002	
School Type		K-6	
Enrollment		83	
2012 Graduation Rate			
Year Built		1996	
Certified Instructors		Note 1	
Overall Student/Teacher ratio		Note 1	
% of students with one or more college courses		Note 2	
2012-13 AYP Status: Not In School Improvement			
<b>Student Groups</b>	<u>2011</u>	<u>2012</u>	<u>2013</u>
Students with Disabilities		Note 3	
Economically Disadvantaged		Note 3	
English Learners		Note 3	
<b>Principal</b>			
Laurie Bahl laurie.bahl@laramie2.org			
245-4181			
<b>Mailing Address</b>			
P.O. Box L Carpenter Wyoming, 82054			
Website <a href="#">Carpenter Elementary</a>			

	3-8 (PAWS) Note 8		11th Grade ACT Note 8	
	Below Proficient	Proficient and Advanced		
Reading	20%	80%		
Math	4%	96%		
Science	53%	47%		
Writing	Note 4	Note 4	Note 4	
English				
Composite				
<b>Growth</b>				
Reading	Note 1			
Math	Note 1			
Science	Note 1			
Writing	Note 1			

Notes
Note 1 : Data not provided by Wyoming Department of Education (WDE).
Note 2 : Data not available from WDE.
Note 3 : Data not available from WDE.
Note 4 : Writing Scores for SAWS and ACT writing not available.
Note 5: MEMORANDUM NO. 2013-107 from the WDE indicated that cut scores were adjusted because of a "fluctuation in proficiency rates that cannot credibly be attributed to real changes in student performance". See detailed notes concerning this issue.
Note 6 : Accountability Score not provided by WDE.
Note 7: If scores or percentages are blank, then either students were not tested with PAWS/ACT or there were less than five students tested.
Note 8: To protect individual student confidentiality, results are not reported for 5 or fewer students and performance percentages are capped and indicated with >= or <=.
Notes for school:

Mission Statement
<i>The mission of Carpenter Elementary School is to provide opportunities for students to achieve their personal best.</i>



**2013 School Status Snapshot**

**Pine Bluffs Elementary**

**Laramie #2**

<b>Accountability Rating</b>  <span style="font-size: 2em; color: red;">?</span>  See Note 7
--

School Information			
<b>Basic info</b>	<b>Pine Bluffs Elementary</b>		
School ID	1102004		
School Type	K-6		
Enrollment	151		
2012 Graduation Rate			
Year Built	1961		
Certified Instructors	Note 1		
Overall Student/Teacher ratio	Note 1		
% of students with one or more college courses	Note 2		
2012-13 AYP Status: Not In School Improvement			
<b>Student Groups</b>	<u>2011</u>	<u>2012</u>	<u>2013</u>
Students with Disabilities		Note 3	
Economically Disadvantaged		Note 3	
English Learners		Note 3	
<b>Principal</b>			
Susan Stevens sue.stevens@laramie2.org			
287-4832			
<b>Mailing Address</b>			
P.O. Box 430 Pine Bluffs Wyoming, 82082			
Website <a href="#">Pine Bluffs Elementary</a>			

	3-8 (PAWS) Note 8		11th Grade ACT Note 8	
	Below Proficient	Proficient and Advanced		
Reading	22%	78%		
Math	19%	81%		
Science	52%	48%		
Writing	Note 4	Note 4	Note 4	
English				
Composite				
<b>Growth</b>				
Reading	Note 1			
Math	Note 1			
Science	Note 1			
Writing	Note 1			

Notes
Note 1 : Data not provided by Wyoming Department of Education (WDE).
Note 2 : Data not available from WDE.
Note 3 : Data not available from WDE.
Note 4 : Writing Scores for SAWS and ACT writing not available.
Note 5: MEMORANDUM NO. 2013-107 from the WDE indicated that cut scores were adjusted because of a "fluctuation in proficiency rates that cannot credibly be attributed to real changes in student performance". See detailed notes concerning this issue.
Note 6 : Accountability Score not provided by WDE.
Note 7: If scores or percentages are blank, then either students were not tested with PAWS/ACT or there were less than five students tested.
Note 8: To protect individual student confidentiality, results are not reported for 5 or fewer students and performance percentages are capped and indicated with >= or <=.
Notes for school:

Mission Statement
<i>The vision of the school we are trying to create is a safe, collaborative environment in which learning is a priority that is achieved by: setting high expectations for students and staff; frequently monitoring students' learning; encouraging effective partnerships with parents; and providing additional opportunities to meet students' learning needs.</i>

**2013 School Status Snapshot**

**Burns Elementary**

**Laramie #2**

<b>Accountability Rating</b>  <span style="font-size: 2em; color: red;">?</span>  See Note 7
--

School Information			
<b>Basic info</b>	<b>Burns Elementary</b>		
School ID	1102005		
School Type	K-6		
Enrollment	229		
2012 Graduation Rate			
Year Built	2009		
Certified Instructors	Note 1		
Overall Student/Teacher ratio	Note 1		
% of students with one or more college courses	Note 2		
2012-13 AYP Status: Not In School Improvement, Warning Year			
<b>Student Groups</b>	<u>2011</u>	<u>2012</u>	<u>2013</u>
Students with Disabilities		Note 3	
Economically Disadvantaged		Note 3	
English Learners		Note 3	
<b>Principal</b>			
Gerald Burkett jerry.burkett@laramie2.org			
245-4150			
<b>Mailing Address</b>			
P.O. Box 10 Burns Wyoming, 82053			
Website <a href="#">Burns Elementary</a>			

Achievement	3-8 (PAWS) Note 8		11th Grade ACT Note 8
	Below Proficient	Proficient and Advanced	
Reading	25%	75%	
Math	16%	84%	
Science	38%	63%	
Writing	Note 4	Note 4	Note 4
English			
Composite			
<b>Growth</b>			
Reading	Note 1		
Math	Note 1		
Science	Note 1		
Writing	Note 1		

Notes
Note 1 : Data not provided by Wyoming Department of Education (WDE).
Note 2 : Data not available from WDE.
Note 3 : Data not available from WDE.
Note 4 : Writing Scores for SAWS and ACT writing not available.
Note 5: MEMORANDUM NO. 2013-107 from the WDE indicated that cut scores were adjusted because of a "fluctuation in proficiency rates that cannot credibly be attributed to real changes in student performance". See detailed notes concerning this issue.
Note 6 : Accountability Score not provided by WDE.
Note 7: If scores or percentages are blank, then either students were not tested with PAWS/ACT or there were less than five students tested.
Note 8: To protect individual student confidentiality, results are not reported for 5 or fewer students and performance percentages are capped and indicated with>= or <=.
Notes for school:

Mission Statement
<i>Here at Burns Elementary, we are building community to nurture student achievement.</i>

2013 School Status Snapshot

Burns Jr & Sr High School

Laramie #2

<b>Accountability Rating</b>  <span style="font-size: 2em; color: red;">?</span>  See Note 7
--

School Information			
<b>Basic info</b>	<b>Burns Jr &amp; Sr High School</b>		
School ID	1102056		
School Type	7-12		
Enrollment	251		
2012 Graduation Rate	82.9%		
Year Built	1997		
Certified Instructors	Note 1		
Overall Student/Teacher ratio	Note 1		
% of students with one or more college courses	Note 2		
2012-13 AYP Status: Not In School Improvement			
<b>Student Groups</b>	<u>2011</u>	<u>2012</u>	<u>2013</u>
Students with Disabilities		Note 3	
Economically Disadvantaged		Note 3	
English Learners		Note 3	
<b>Principal</b>			
Jerry Becking jerry.becking@laramie2.org			
245-4101			
<b>Mailing Address</b>			
P.O. Box 160 Burns Wyoming, 82053			
Website <a href="#">Burns Jr &amp; Sr High School</a>			

	3-8 (PAWS) Note 8		11th Grade ACT Note 8	
	Below Proficient	Proficient and Advanced		
Reading	19%	<b>81%</b>	<b>20.3</b>	
Math	26%	<b>74%</b>	<b>20.1</b>	
Science	51%	<b>49%</b>	<b>20.6</b>	
Writing	Note 4	Note 4	Note 4	
English			<b>18.2</b>	
Composite			<b>19.9</b>	
<b>Growth</b>				
Reading	Note 1			
Math	Note 1			
Science	Note 1			
Writing	Note 1			

Notes
Note 1 : Data not provided by Wyoming Department of Education (WDE).
Note 2 : Data not available from WDE.
Note 3 : Data not available from WDE.
Note 4 : Writing Scores for SAWS and ACT writing not available.
Note 5: MEMORANDUM NO. 2013-107 from the WDE indicated that cut scores were adjusted because of a "fluctuation in proficiency rates that cannot credibly be attributed to real changes in student performance". See detailed notes concerning this issue.
Note 6 : Accountability Score not provided by WDE.
Note 7: If scores or percentages are blank, then either students were not tested with PAWS/ACT or there were less than five students tested.
Note 8: To protect individual student confidentiality, results are not reported for 5 or fewer students and performance percentages are capped and indicated with>= or <=.
Notes for school:

Mission Statement
<i>The mission of our school is to provide a safe environment, to teach the knowledge and skills that will empower all students to become responsible, productive citizens and lifelong learners.</i>

**2013 School Status Snapshot**

**Pine Bluffs Jr & Sr High School**

**Laramie #2**

<b>Accountability Rating</b>  <span style="font-size: 2em; color: red;">?</span>  See Note 7
--

School Information			
<b>Basic info</b>	<b>Pine Bluffs Jr &amp; Sr High School</b>		
School ID	1102057		
School Type	7-12		
Enrollment	156		
2012 Graduation Rate	93.6%		
Year Built	1999		
Certified Instructors	Note 1		
Overall Student/Teacher ratio	Note 1		
% of students with one or more college courses	Note 2		
2012-13 AYP Status: Not In School Improvement			
<b>Student Groups</b>	<u>2011</u>	<u>2012</u>	<u>2013</u>
Students with Disabilities		Note 3	
Economically Disadvantaged		Note 3	
English Learners		Note 3	
<b>Principal</b>			
Todd Sweeter todd.sweeter@laramie2.org			
245-4001			
<b>Mailing Address</b>			
P.O. Box 520 Pine Bluffs Wyoming, 82082			
Website <a href="#">Pine Bluffs Jr &amp; Sr High School</a>			

	3-8 (PAWS) Note 8		11th Grade ACT Note 8	
	Below Proficient	Proficient and Advanced		
Reading	15%	<b>85%</b>	<b>19.5</b>	
Math	18%	<b>82%</b>	<b>18.5</b>	
Science	34%	<b>66%</b>	<b>20.2</b>	
Writing	Note 4	Note 4	Note 4	
English			<b>18.2</b>	
Composite			<b>19.1</b>	
<b>Growth</b>				
Reading	Note 1			
Math	Note 1			
Science	Note 1			
Writing	Note 1			

Notes
Note 1 : Data not provided by Wyoming Department of Education (WDE).
Note 2 : Data not available from WDE.
Note 3 : Data not available from WDE.
Note 4 : Writing Scores for SAWS and ACT writing not available.
Note 5: MEMORANDUM NO. 2013-107 from the WDE indicated that cut scores were adjusted because of a "fluctuation in proficiency rates that cannot credibly be attributed to real changes in student performance". See detailed notes concerning this issue.
Note 6 : Accountability Score not provided by WDE.
Note 7: If scores or percentages are blank, then either students were not tested with PAWS/ACT or there were less than five students tested.
Note 8: To protect individual student confidentiality, results are not reported for 5 or fewer students and performance percentages are capped and indicated with>= or <=.
Notes for school:

Mission Statement
<i>The mission of Pine Bluffs Jr/Sr High School is to provide the opportunity for all students to develop the knowledge and skills that will empower them to become responsible, productive citizens and life-long learners.</i>

# Lincoln County School District #1

<b>Accountability Rating</b>  <span style="font-size: 2em; color: red;">?</span>  See Note 5
--

## District Information

<b>Basic info</b>	<b>Lincoln County School District #1</b>	<b>1201000</b>	
Number of Schools		4	
Total enrollment		603	
Total State and Local Funding (2011-12)		\$11,653,167	
Per Student Funding		\$19,325	
Per Student Net Unrestricted Assets		\$3,225	
Certified Instructors		Note 1	
Overall Student/Teacher ratio		Note 1	
% of students with one or more college courses		Note 2	
2012-13 AYP Status: Not In District Improvement			
<b>Student Groups</b>	<u>2011</u>	<u>2012</u>	<u>2013</u>
Students with Disabilities		Note 3	
Economically Disadvantaged		Note 3	
English Learners		Note 3	
<b>Superintendent</b>			
Teresa Chaulk			
877-9095			
tchaulk@lcsd1.k12.wy.us			
<b>Mailing Address</b>			
P.O. Box 335			
Diamondville, Wyoming 83116			

## Achievement

	3-8 (PAWS) Note 6			ACT 11th grade scores Note 6		
	Proficient and Advanced	State Proficient and Advanced (including District)	State Proficient and Advanced (excluding District)	District 11th Grade ACT	State 11th Grade ACT (including District)	State 11th Grade ACT (excluding District)
Reading	79.5%	74.6%	74.6%	20.1	20.1	20.1
Math	80.5%	79.0%	78.9%	19.0	19.7	19.6
Science	58.9%	50.8%	50.8%	20.0	19.8	19.8
Writing	Note 4	Note 4	Note 4	Note 4	Note 4	Note 4
English				18.7	18.8	18.8
Composite				19.5	19.7	19.7

## Growth

Reading	Note 5
Math	Note 5
Science	Note 5
Writing	Note 5

## Notes

Note 1: Information not provided by Wyoming Department of Education (WDE).

Note 2: Information not available from WDE

Note 3: Information not provided by WDE.

Note 4: Writing scores for SAWS and ACT not released by WDE.

Note 5: Growth and Accountability data not provided by WDE.

Note 6: To protect individual student confidentiality, results are not reported for 5 or fewer students and performance percentages are capped and indicated with >= or <=.

2013 School Status Snapshot

Kemmerer Elementary

Lincoln #1

<b>Accountability Rating</b>  <span style="font-size: 2em; color: red;">?</span>  See Note 7
--

School Information			
<b>Basic info</b>	<b>Kemmerer Elementary</b>		
School ID		1201001	
School Type		K-4	
Enrollment		255	
2012 Graduation Rate			
Year Built		1972	
Certified Instructors		Note 1	
Overall Student/Teacher ratio		Note 1	
% of students with one or more college courses		Note 2	
2012-13 AYP Status: Not In School Improvement			
<b>Student Groups</b>	<u>2011</u>	<u>2012</u>	<u>2013</u>
Students with Disabilities		Note 3	
Economically Disadvantaged		Note 3	
English Learners		Note 3	
<b>Principal</b>			
Brad Meyer bmeyer@lcsd1.k12.wy.us			
877-5584			
<b>Mailing Address</b>			
P.O. Box 335 Diamondville Wyoming, 83116			
Website <a href="#">Kemmerer Elementary</a>			

Achievement	3-8 (PAWS) Note 8		11th Grade ACT Note 8
	Below Proficient	Proficient and Advanced	
Reading	14%	<b>86%</b>	
Math	7%	<b>93%</b>	
Science	20%	<b>80%</b>	
Writing	Note 4	Note 4	Note 4
English			
Composite			
<b>Growth</b>			
Reading	Note 1		
Math	Note 1		
Science	Note 1		
Writing	Note 1		

Notes
Note 1 : Data not provided by Wyoming Department of Education (WDE).
Note 2 : Data not available from WDE.
Note 3 : Data not available from WDE.
Note 4 : Writing Scores for SAWS and ACT writing not available.
Note 5: MEMORANDUM NO. 2013-107 from the WDE indicated that cut scores were adjusted because of a "fluctuation in proficiency rates that cannot credibly be attributed to real changes in student performance". See detailed notes concerning this issue.
Note 6 : Accountability Score not provided by WDE.
Note 7: If scores or percentages are blank, then either students were not tested with PAWS/ACT or there were less than five students tested.
Note 8: To protect individual student confidentiality, results are not reported for 5 or fewer students and performance percentages are capped and indicated with>= or <=.
Notes for school:

Mission Statement
<i>Creating a Promising Future Through Education.</i>

2013 School Status Snapshot

Kemmerer Middle School

Lincoln #1

<b>Accountability Rating</b>  <span style="font-size: 2em; color: red;">?</span>  See Note 7
--

School Information			
<b>Basic info</b>	<b>Kemmerer Middle School</b>		
School ID	1201050		
School Type	5-8		
Enrollment	175		
2012 Graduation Rate			
Year Built	1983		
Certified Instructors	Note 1		
Overall Student/Teacher ratio	Note 1		
% of students with one or more college courses	Note 2		
2012-13 AYP Status: Not In School Improvement			
<b>Student Groups</b>	<u>2011</u>	<u>2012</u>	<u>2013</u>
Students with Disabilities		Note 3	
Economically Disadvantaged		Note 3	
English Learners		Note 3	
<b>Principal</b>			
Robert Leathers cleathers@lcsd1.k12.wy.us			
877-2286			
<b>Mailing Address</b>			
P.O. Box 335 Diamondville Wyoming, 83116			
Website <a href="#">Kemmerer Middle School</a>			

Achievement	3-8 (PAWS) Note 8		11th Grade ACT Note 8
	Below Proficient	Proficient and Advanced	
Reading	24%	76%	
Math	26%	74%	
Science	62%	38%	
Writing	Note 4	Note 4	Note 4
English			
Composite			
Growth			
Reading	Note 1		
Math	Note 1		
Science	Note 1		
Writing	Note 1		

Notes
Note 1 : Data not provided by Wyoming Department of Education (WDE).
Note 2 : Data not available from WDE.
Note 3 : Data not available from WDE.
Note 4 : Writing Scores for SAWS and ACT writing not available.
Note 5: MEMORANDUM NO. 2013-107 from the WDE indicated that cut scores were adjusted because of a "fluctuation in proficiency rates that cannot credibly be attributed to real changes in student performance". See detailed notes concerning this issue.
Note 6 : Accountability Score not provided by WDE.
Note 7: If scores or percentages are blank, then either students were not tested with PAWS/ACT or there were less than five students tested.
Note 8: To protect individual student confidentiality, results are not reported for 5 or fewer students and performance percentages are capped and indicated with>= or <=.
Notes for school:

Mission Statement
<i>Empower every student to learn in an environment of mutual respect and trust; where students can accomplish academic, social, and career goals.</i>

2013 School Status Snapshot

Kemmerer High School

Lincoln #1

<b>Accountability Rating</b>  <span style="font-size: 2em; color: red;">?</span>  See Note 7
--

School Information			
<b>Basic info</b>	<b>Kemmerer High School</b>		
School ID	1201055		
School Type	9-12		
Enrollment	153		
2012 Graduation Rate	82.9%		
Year Built	1958		
Certified Instructors	Note 1		
Overall Student/Teacher ratio	Note 1		
% of students with one or more college courses	Note 2		
2012-13 AYP Status: Not In School Improvement			
<b>Student Groups</b>	<u>2011</u>	<u>2012</u>	<u>2013</u>
Students with Disabilities		Note 3	
Economically Disadvantaged		Note 3	
English Learners		Note 3	
<b>Principal</b>			
Orlen Zempel ozempel@lcsd1.k12.wy.us			
877-6991			
<b>Mailing Address</b>			
P.O. Box 335 Diamondville Wyoming, 83116			
Website <a href="#">Kemmerer High School</a>			

Achievement				
	3-8 (PAWS) Note 8		11th Grade ACT Note 8	
	Below Proficient	Proficient and Advanced		
Reading			<b>20.4</b>	
Math			<b>19.2</b>	
Science			<b>20.3</b>	
Writing	Note 4	Note 4	Note 4	
English			<b>19.2</b>	
Composite			<b>19.9</b>	
<b>Growth</b>				
Reading	Note 1			
Math	Note 1			
Science	Note 1			
Writing	Note 1			

Notes
Note 1 : Data not provided by Wyoming Department of Education (WDE).
Note 2 : Data not available from WDE.
Note 3 : Data not available from WDE.
Note 4 : Writing Scores for SAWS and ACT writing not available.
Note 5: MEMORANDUM NO. 2013-107 from the WDE indicated that cut scores were adjusted because of a "fluctuation in proficiency rates that cannot credibly be attributed to real changes in student performance". See detailed notes concerning this issue.
Note 6 : Accountability Score not provided by WDE.
Note 7: If scores or percentages are blank, then either students were not tested with PAWS/ACT or there were less than five students tested.
Note 8: To protect individual student confidentiality, results are not reported for 5 or fewer students and performance percentages are capped and indicated with>= or <=.
Notes for school:

Mission Statement
<i>The Mission of Kemmerer High School is to create an atmosphere where students can become responsible citizens and lifelong learners through quality education.</i>



2013 School Status Snapshot

New Frontier High School

Lincoln #1

<b>Accountability Rating</b>  <span style="font-size: 2em; color: red;">?</span>  See Note 7
--

School Information			
<b>Basic info</b>	<b>New Frontier High School</b>		
School ID		1201056	
School Type		7-12	
Enrollment		20	
2012 Graduation Rate			
Year Built		1980	
Certified Instructors		Note 1	
Overall Student/Teacher ratio		Note 1	
% of students with one or more college courses		Note 2	
2012-13 AYP Status: Not In School Improvement, Warning Year			
<b>Student Groups</b>	<u>2011</u>	<u>2012</u>	<u>2013</u>
Students with Disabilities		Note 3	
Economically Disadvantaged		Note 3	
English Learners		Note 3	
<b>Principal</b>			
David Gardner dgardner@lcsd1.k12.wy.us			
877-5819			
<b>Mailing Address</b>			
P.O. Box 335 Diamondville Wyoming, 83116			
Website <a href="#">New Frontier High School</a>			

Achievement			
	3-8 (PAWS) Note 8		11th Grade ACT Note 8
	Below Proficient	Proficient and Advanced	
Reading			Students tested
Math			Students tested
Science			Students tested
Writing	Note 4	Note 4	Note 4
English			Students tested
Composite			Students tested
Growth			
Reading	Note 1		
Math	Note 1		
Science	Note 1		
Writing	Note 1		

Notes
Note 1 : Data not provided by Wyoming Department of Education (WDE).
Note 2 : Data not available from WDE.
Note 3 : Data not available from WDE.
Note 4 : Writing Scores for SAWS and ACT writing not available.
Note 5: MEMORANDUM NO. 2013-107 from the WDE indicated that cut scores were adjusted because of a "fluctuation in proficiency rates that cannot credibly be attributed to real changes in student performance". See detailed notes concerning this issue.
Note 6 : Accountability Score not provided by WDE.
Note 7: If scores or percentages are blank, then either students were not tested with PAWS/ACT or there were less than five students tested.
Note 8: To protect individual student confidentiality, results are not reported for 5 or fewer students and performance percentages are capped and indicated with >= or <=.
Notes for school: New Name fall 2013, Tested grades 7-8 in 2013.

Mission Statement
None found

## Lincoln County School District #2

Accountability Rating

?

See Note 5

### District Information

<b>Basic info</b>			
Lincoln County School District #2		1202000	
Number of Schools		9	
Total enrollment		2559	
Total State and Local Funding (2011-12)		\$41,047,406	
Per Student Funding		\$16,040	
Per Student Net Unrestricted Assets		\$1,973	
Certified Instructors		Note 1	
Overall Student/Teacher ratio		Note 1	
% of students with one or more college courses		Note 2	
2012-13 AYP Status: Not In District Improvement			
<b>Student Groups</b>			
	<u>2011</u>	<u>2012</u>	<u>2013</u>
Students with Disabilities		Note 3	
Economically Disadvantaged		Note 3	
English Learners		Note 3	
<b>Superintendent</b>			
Jon Abrams			
885-3811			
jabrams@lcsd2.org			
<b>Mailing Address</b>			
P.O. Box 219			
Afton, Wyoming 83110			

### Achievement

	3-8 (PAWS) Note 6			ACT 11th grade scores Note 6		
	Proficient and Advanced	State Proficient and Advanced (including District)	State Proficient and Advanced (excluding District)	District 11th Grade ACT	State 11th Grade ACT (including District)	State 11th Grade ACT (excluding District)
Reading	84.3%	74.6%	74.3%	22.0	20.1	20.0
Math	88.2%	79.0%	78.7%	20.8	19.7	19.6
Science	59.8%	50.8%	50.6%	21.6	19.8	19.8
Writing	Note 4	Note 4	Note 4	Note 4	Note 4	Note 4
English				21.1	18.8	18.7
Composite				21.5	19.7	19.7
<b>Growth</b>						
Reading	Note 5					
Math	Note 5					
Science	Note 5					
Writing	Note 5					

### Notes

Note 1: Information not provided by Wyoming Department of Education (WDE).

Note 2: Information not available from WDE

Note 3: Information not provided by WDE.

Note 4: Writing scores for SAWS and ACT not released by WDE.

Note 5: Growth and Accountability data not provided by WDE.

Note 6: To protect individual student confidentiality, results are not reported for 5 or fewer students and performance percentages are capped and indicated with >= or <=.

2013 School Status Snapshot

Afton Elementary

Lincoln #2

<b>Accountability Rating</b>  <span style="font-size: 2em; color: red;">?</span>  See Note 7
--

School Information			
<b>Basic info</b>	<b>Afton Elementary</b>		
School ID		1202001	
School Type		K-3	
Enrollment		379	
2012 Graduation Rate		0.0%	
Year Built		2011	
Certified Instructors		Note 1	
Overall Student/Teacher ratio		Note 1	
% of students with one or more college courses		Note 2	
2012-13 AYP Status: Not In School Improvement			
<b>Student Groups</b>	<u>2011</u>	<u>2012</u>	<u>2013</u>
Students with Disabilities		Note 3	
Economically Disadvantaged		Note 3	
English Learners		Note 3	
<b>Principal</b>			
Alan Allred aallred@lcsd2.org			
885-8002			
<b>Mailing Address</b>			
P.O. Box 8002 Afton Wyoming, 83110			
Website <a href="#">Afton Elementary</a>			

	3-8 (PAWS) Note 8		11th Grade ACT Note 8	
	Below Proficient	Proficient and Advanced		
Reading	17%	83%		
Math	5%	95%		
Science				
Writing	Note 4	Note 4	Note 4	
English				
Composite				
<b>Growth</b>				
Reading	Note 1			
Math	Note 1			
Science	Note 1			
Writing	Note 1			

Notes
Note 1 : Data not provided by Wyoming Department of Education (WDE).
Note 2 : Data not available from WDE.
Note 3 : Data not available from WDE.
Note 4 : Writing Scores for SAWS and ACT writing not available.
Note 5: MEMORANDUM NO. 2013-107 from the WDE indicated that cut scores were adjusted because of a "fluctuation in proficiency rates that cannot credibly be attributed to real changes in student performance". See detailed notes concerning this issue.
Note 6 : Accountability Score not provided by WDE.
Note 7: If scores or percentages are blank, then either students were not tested with PAWS/ACT or there were less than five students tested.
Note 8: To protect individual student confidentiality, results are not reported for 5 or fewer students and performance percentages are capped and indicated with>= or <=.
Notes for school:

**Mission Statement**

*The mission of Afton Elementary School is to ensure and celebrate the success of our students. To this end: Afton Elementary will provide a safe, nurturing and engaging environment; Children will demonstrate success in the core subjects and citizenship; Success will be achieved by meeting unique individual needs.*

2013 School Status Snapshot

Cokeville Elementary

Lincoln #2

<b>Accountability Rating</b>  <span style="font-size: 2em; color: red;">?</span>  See Note 7
--

School Information			
<b>Basic info</b>	<b>Cokeville Elementary</b>		
School ID		1202002	
School Type		K-6	
Enrollment		140	
2012 Graduation Rate			
Year Built		1984	
Certified Instructors		Note 1	
Overall Student/Teacher ratio		Note 1	
% of students with one or more college courses		Note 2	
2012-13 AYP Status: Not In School Improvement			
<b>Student Groups</b>	<u>2011</u>	<u>2012</u>	<u>2013</u>
Students with Disabilities		Note 3	
Economically Disadvantaged		Note 3	
English Learners		Note 3	
<b>Principal</b>			
Keith Harris kharris@lcsd2.org			
279-3273			
<b>Mailing Address</b>			
P.O. Box 400 Cokeville Wyoming, 83114			
Website <a href="#">Cokeville Elementary</a>			

	3-8 (PAWS) Note 8		11th Grade ACT Note 8	
	Below Proficient	Proficient and Advanced		
Reading	17%	<b>83%</b>		
Math	6%	<b>94%</b>		
Science	36%	<b>64%</b>		
Writing	Note 4	Note 4	Note 4	
English				
Composite				
<b>Growth</b>				
Reading	Note 1			
Math	Note 1			
Science	Note 1			
Writing	Note 1			

Notes
Note 1 : Data not provided by Wyoming Department of Education (WDE).
Note 2 : Data not available from WDE.
Note 3 : Data not available from WDE.
Note 4 : Writing Scores for SAWS and ACT writing not available.
Note 5: MEMORANDUM NO. 2013-107 from the WDE indicated that cut scores were adjusted because of a "fluctuation in proficiency rates that cannot credibly be attributed to real changes in student performance". See detailed notes concerning this issue.
Note 6 : Accountability Score not provided by WDE.
Note 7: If scores or percentages are blank, then either students were not tested with PAWS/ACT or there were less than five students tested.
Note 8: To protect individual student confidentiality, results are not reported for 5 or fewer students and performance percentages are capped and indicated with>= or <=.
Notes for school:

Mission Statement
Join us in our mission to "MAKE EVERYONE BETTER FOR LIFE".

2013 School Status Snapshot

Thayne Elementary

Lincoln #2

<b>Accountability Rating</b>  <span style="font-size: 2em; color: red;">?</span>  See Note 7
--

School Information			
<b>Basic info</b>	<b>Thayne Elementary</b>		
School ID	1202003		
School Type	K-3		
Enrollment	369		
2012 Graduation Rate			
Year Built	2009		
Certified Instructors	Note 1		
Overall Student/Teacher ratio	Note 1		
% of students with one or more college courses	Note 2		
2012-13 AYP Status: Not In School Improvement, Warning Year			
<b>Student Groups</b>	<u>2011</u>	<u>2012</u>	<u>2013</u>
Students with Disabilities		Note 3	
Economically Disadvantaged		Note 3	
English Learners		Note 3	
<b>Principal</b>			
Justin Pierantoni jpierantoni@lcsd2.org			
885-2472			
<b>Mailing Address</b>			
P.O. Box 520 Thayne Wyoming, 83127			
Website <a href="#">Thayne Elementary</a>			

Achievement	3-8 (PAWS) Note 8		11th Grade ACT Note 8	
	Below Proficient	Proficient and Advanced		
Reading	25%	75%		
Math	2%	98%		
Science				
Writing	Note 4	Note 4	Note 4	
English				
Composite				
<b>Growth</b>				
Reading	Note 1			
Math	Note 1			
Science	Note 1			
Writing	Note 1			

Notes
Note 1 : Data not provided by Wyoming Department of Education (WDE).
Note 2 : Data not available from WDE.
Note 3 : Data not available from WDE.
Note 4 : Writing Scores for SAWS and ACT writing not available.
Note 5: MEMORANDUM NO. 2013-107 from the WDE indicated that cut scores were adjusted because of a "fluctuation in proficiency rates that cannot credibly be attributed to real changes in student performance". See detailed notes concerning this issue.
Note 6 : Accountability Score not provided by WDE.
Note 7: If scores or percentages are blank, then either students were not tested with PAWS/ACT or there were less than five students tested.
Note 8: To protect individual student confidentiality, results are not reported for 5 or fewer students and performance percentages are capped and indicated with >= or <=.
Notes for school:

Mission Statement
<i>Thayne Elementary is dedicated to the ABC's of Education: Academics, Building relationships, Connecting knowledge to the real world.</i>

2013 School Status Snapshot

Etna Elementary

Lincoln #2

<b>Accountability Rating</b>  <span style="font-size: 2em; color: red;">?</span>  See Note 7
--

School Information			
<b>Basic info</b>	<b>Etna Elementary</b>		
School ID	1202004		
School Type	4-6		
Enrollment	235		
2012 Graduation Rate			
Year Built	2009		
Certified Instructors	Note 1		
Overall Student/Teacher ratio	Note 1		
% of students with one or more college courses	Note 2		
2012-13 AYP Status: Not In School Improvement			
<b>Student Groups</b>	<u>2011</u>	<u>2012</u>	<u>2013</u>
Students with Disabilities		Note 3	
Economically Disadvantaged		Note 3	
English Learners		Note 3	
<b>Principal</b>			
Keith Klein keklein@lcsd2.org			
885-2380			
<b>Mailing Address</b>			
P.O. Box 5068 Etna Wyoming, 83118			
Website <a href="#">Etna Elementary</a>			

	3-8 (PAWS) Note 8		11th Grade ACT Note 8	
	Below Proficient	Proficient and Advanced		
Reading	18%	83%		
Math	11%	89%		
Science	37%	63%		
Writing	Note 4	Note 4	Note 4	
English				
Composite				
<b>Growth</b>				
Reading	Note 1			
Math	Note 1			
Science	Note 1			
Writing	Note 1			

Notes
Note 1 : Data not provided by Wyoming Department of Education (WDE).
Note 2 : Data not available from WDE.
Note 3 : Data not available from WDE.
Note 4 : Writing Scores for SAWS and ACT writing not available.
Note 5: MEMORANDUM NO. 2013-107 from the WDE indicated that cut scores were adjusted because of a "fluctuation in proficiency rates that cannot credibly be attributed to real changes in student performance". See detailed notes concerning this issue.
Note 6 : Accountability Score not provided by WDE.
Note 7: If scores or percentages are blank, then either students were not tested with PAWS/ACT or there were less than five students tested.
Note 8: To protect individual student confidentiality, results are not reported for 5 or fewer students and performance percentages are capped and indicated with>= or <=.
Notes for school:

**Mission Statement**

*Due to the hard working attitude of the students, the support of the parents and community, and the dedication and training of highly qualified staff members; Etna Elementary is an excellent educational facility. At Etna we strive to provide an education to students in grades 4th through 6th that will enable them to achieve today's academic standards and begin to prepare for their individual needs and dreams.*

2013 School Status Snapshot

Osmond Elementary

Lincoln #2

<b>Accountability Rating</b>  <span style="font-size: 2em; color: red;">?</span>  See Note 7
--

School Information			
<b>Basic info</b>	<b>Osmond Elementary</b>		
School ID	1202005		
School Type	4-6		
Enrollment	274		
2012 Graduation Rate			
Year Built	1981		
Certified Instructors	Note 1		
Overall Student/Teacher ratio	Note 1		
% of students with one or more college courses	Note 2		
2012-13 AYP Status: Not In School Improvement			
<b>Student Groups</b>	<u>2011</u>	<u>2012</u>	<u>2013</u>
Students with Disabilities		Note 3	
Economically Disadvantaged		Note 3	
English Learners		Note 3	
<b>Principal</b>			
Matt Erickson merickson@lcsd2.org			
885-7157			
<b>Mailing Address</b>			
3120 State Highway 241 Afton Wyoming, 83110			
Website <a href="#">Osmond Elementary</a>			

	3-8 (PAWS) Note 8		11th Grade ACT Note 8	
	Below Proficient	Proficient and Advanced		
Reading	10%	<b>90%</b>		
Math	8%	<b>92%</b>		
Science	30%	<b>70%</b>		
Writing	Note 4	Note 4	Note 4	
English				
Composite				
<b>Growth</b>				
Reading	Note 1			
Math	Note 1			
Science	Note 1			
Writing	Note 1			

Notes
Note 1 : Data not provided by Wyoming Department of Education (WDE).
Note 2 : Data not available from WDE.
Note 3 : Data not available from WDE.
Note 4 : Writing Scores for SAWS and ACT writing not available.
Note 5: MEMORANDUM NO. 2013-107 from the WDE indicated that cut scores were adjusted because of a "fluctuation in proficiency rates that cannot credibly be attributed to real changes in student performance". See detailed notes concerning this issue.
Note 6 : Accountability Score not provided by WDE.
Note 7: If scores or percentages are blank, then either students were not tested with PAWS/ACT or there were less than five students tested.
Note 8: To protect individual student confidentiality, results are not reported for 5 or fewer students and performance percentages are capped and indicated with>= or <=.
Notes for school:

Mission Statement
<i>The Mission of Osmond Elementary is: guiding student success through rigor, relevance and relationships.</i>

**2013 School Status Snapshot**

**Star Valley Middle School**

**Lincoln #2**

<b>Accountability Rating</b>  <span style="font-size: 2em; color: red;">?</span>  See Note 7
--

School Information			
<b>Basic info</b>	<b>Star Valley Middle School</b>		
School ID	1202051		
School Type	7-8		
Enrollment	365		
2012 Graduation Rate			
Year Built	1984		
Certified Instructors	Note 1		
Overall Student/Teacher ratio	Note 1		
% of students with one or more college courses	Note 2		
2012-13 AYP Status: Not In School Improvement			
<b>Student Groups</b>	<u>2011</u>	<u>2012</u>	<u>2013</u>
Students with Disabilities		Note 3	
Economically Disadvantaged		Note 3	
English Learners		Note 3	
<b>Principal</b>			
Kem Cazier kcazier@lcsd2.org			
885-5208			
<b>Mailing Address</b>			
P.O. Box 8001 Afton Wyoming, 83110			
Website <a href="#">Star Valley Middle School</a>			

Achievement	3-8 (PAWS) Note 8		11th Grade ACT Note 8
	Below Proficient	Proficient and Advanced	
Reading	15%	<b>85%</b>	
Math	20%	<b>80%</b>	
Science	47%	<b>53%</b>	
Writing	Note 4	Note 4	Note 4
English			
Composite			
Growth			
Reading	Note 1		
Math	Note 1		
Science	Note 1		
Writing	Note 1		

Notes
Note 1 : Data not provided by Wyoming Department of Education (WDE).
Note 2 : Data not available from WDE.
Note 3 : Data not available from WDE.
Note 4 : Writing Scores for SAWS and ACT writing not available.
Note 5: MEMORANDUM NO. 2013-107 from the WDE indicated that cut scores were adjusted because of a "fluctuation in proficiency rates that cannot credibly be attributed to real changes in student performance". See detailed notes concerning this issue.
Note 6 : Accountability Score not provided by WDE.
Note 7: If scores or percentages are blank, then either students were not tested with PAWS/ACT or there were less than five students tested.
Note 8: To protect individual student confidentiality, results are not reported for 5 or fewer students and performance percentages are capped and indicated with>= or <=.
Notes for school:

Mission Statement
<i>We Enrich Lives.</i>



2013 School Status Snapshot

Cokeville High School

Lincoln #2

<b>Accountability Rating</b>  <span style="font-size: 2em; color: red;">?</span>  See Note 7
--

School Information			
<b>Basic info</b>	<b>Cokeville High School</b>		
School ID	1202055		
School Type	7-12		
Enrollment	106		
2012 Graduation Rate	93.8%		
Year Built	1967		
Certified Instructors	Note 1		
Overall Student/Teacher ratio	Note 1		
% of students with one or more college courses	Note 2		
2012-13 AYP Status: Not In School Improvement			
<b>Student Groups</b>	<u>2011</u>	<u>2012</u>	<u>2013</u>
Students with Disabilities		Note 3	
Economically Disadvantaged		Note 3	
English Learners		Note 3	
<b>Principal</b>			
Keith Harris kharris@lcsd2.org			
279-3273			
<b>Mailing Address</b>			
P.O. Box 220 Cokeville Wyoming, 83114			
Website <a href="#">Cokeville High School</a>			

Achievement				
	3-8 (PAWS) Note 8		11th Grade ACT Note 8	
	Below Proficient	Proficient and Advanced		
Reading	20%	80%	21.6	
Math	11%	89%	19.4	
Science	46%	54%	19.8	
Writing	Note 4	Note 4	Note 4	
English			20.7	
Composite			20.5	
<b>Growth</b>				
Reading	Note 1			
Math	Note 1			
Science	Note 1			
Writing	Note 1			

Notes
Note 1 : Data not provided by Wyoming Department of Education (WDE).
Note 2 : Data not available from WDE.
Note 3 : Data not available from WDE.
Note 4 : Writing Scores for SAWS and ACT writing not available.
Note 5: MEMORANDUM NO. 2013-107 from the WDE indicated that cut scores were adjusted because of a "fluctuation in proficiency rates that cannot credibly be attributed to real changes in student performance". See detailed notes concerning this issue.
Note 6 : Accountability Score not provided by WDE.
Note 7: If scores or percentages are blank, then either students were not tested with PAWS/ACT or there were less than five students tested.
Note 8: To protect individual student confidentiality, results are not reported for 5 or fewer students and performance percentages are capped and indicated with>= or <=.
Notes for school:

Mission Statement
<i>Our Mission is to provide a quality education that will make everyone better for life.</i>

2013 School Status Snapshot

Star Valley High School

Lincoln #2

<b>Accountability Rating</b>  <span style="font-size: 2em; color: red;">?</span>  See Note 7
--

School Information			
<b>Basic info</b>	<b>Star Valley High School</b>		
School ID			1202056
School Type			9-12
Enrollment			663
2012 Graduation Rate			91.2%
Year Built			1998
Certified Instructors			Note 1
Overall Student/Teacher ratio			Note 1
% of students with one or more college courses			Note 2
2012-13 AYP Status: Not In School Improvement			
<b>Student Groups</b>	<u>2011</u>	<u>2012</u>	<u>2013</u>
Students with Disabilities		Note 3	
Economically Disadvantaged		Note 3	
English Learners		Note 3	
<b>Principal</b>			
Richard Woodford rwoodford@lcsd2.org			
885-3019			
<b>Mailing Address</b>			
P.O. Box 8000 Afton Wyoming, 83110			
Website <a href="#">Star Valley High School</a>			

Achievement				
	3-8 (PAWS) Note 8		11th Grade ACT Note 8	
	Below Proficient	Proficient and Advanced		
Reading			<b>22.2</b>	
Math			<b>21.2</b>	
Science			<b>22.0</b>	
Writing	Note 4	Note 4	Note 4	
English			<b>21.4</b>	
Composite			<b>21.8</b>	
<b>Growth</b>				
Reading	Note 1			
Math	Note 1			
Science	Note 1			
Writing	Note 1			

Notes
Note 1 : Data not provided by Wyoming Department of Education (WDE).
Note 2 : Data not available from WDE.
Note 3 : Data not available from WDE.
Note 4 : Writing Scores for SAWS and ACT writing not available.
Note 5: MEMORANDUM NO. 2013-107 from the WDE indicated that cut scores were adjusted because of a "fluctuation in proficiency rates that cannot credibly be attributed to real changes in student performance". See detailed notes concerning this issue.
Note 6 : Accountability Score not provided by WDE.
Note 7: If scores or percentages are blank, then either students were not tested with PAWS/ACT or there were less than five students tested.
Note 8: To protect individual student confidentiality, results are not reported for 5 or fewer students and performance percentages are capped and indicated with>= or <=.
Notes for school:

Mission Statement
<i>None located</i>

2013 School Status Snapshot

Swift Creek High School

Lincoln #2

<b>Accountability Rating</b>  <span style="font-size: 2em; color: red;">?</span>  See Note 7
--

School Information			
<b>Basic info</b>	<b>Swift Creek High School</b>		
School ID		1202057	
School Type		9-12	
Enrollment		28	
2012 Graduation Rate		40.0%	
Year Built		1964	
Certified Instructors		Note 1	
Overall Student/Teacher ratio		Note 1	
% of students with one or more college courses		Note 2	
2012-13 AYP Status: School Improvement, Year 1 (Holding)			
<b>Student Groups</b>	<u>2011</u>	<u>2012</u>	<u>2013</u>
Students with Disabilities		Note 3	
Economically Disadvantaged		Note 3	
English Learners		Note 3	
<b>Principal</b>			
Russell Gardner rgardner@lcsd2.org			
885-3854			
<b>Mailing Address</b>			
P.O. Box 219 Afton Wyoming, 83110			
Website <a href="#">Swift Creek High School</a>			

Achievement				
	3-8 (PAWS) Note 8		11th Grade ACT Note 8	
	Below Proficient	Proficient and Advanced		
Reading			<b>18.6</b>	
Math			<b>16.7</b>	
Science			<b>18.0</b>	
Writing	Note 4	Note 4	Note 4	
English			<b>15.9</b>	
Composite			<b>17.4</b>	
<b>Growth</b>				
Reading	Note 1			
Math	Note 1			
Science	Note 1			
Writing	Note 1			

Notes
Note 1 : Data not provided by Wyoming Department of Education (WDE).
Note 2 : Data not available from WDE.
Note 3 : Data not available from WDE.
Note 4 : Writing Scores for SAWS and ACT writing not available.
Note 5: MEMORANDUM NO. 2013-107 from the WDE indicated that cut scores were adjusted because of a "fluctuation in proficiency rates that cannot credibly be attributed to real changes in student performance". See detailed notes concerning this issue.
Note 6 : Accountability Score not provided by WDE.
Note 7: If scores or percentages are blank, then either students were not tested with PAWS/ACT or there were less than five students tested.
Note 8: To protect individual student confidentiality, results are not reported for 5 or fewer students and performance percentages are capped and indicated with>= or <=.
Notes for school:

Mission Statement
<i>Our Mission: People daring to create promising futures.</i>

# Natrona County School District #1

Accountability Rating

?

See Note 5

District Information			
<b>Basic info Natrona County School District #1 1301000</b>			
Number of Schools			35
Total enrollment			12750
Total State and Local Funding (2011-12)			\$169,632,374
Per Student Funding			\$13,304
Per Student Net Unrestricted Assets			\$845
Certified Instructors			Note 1
Overall Student/Teacher ratio			Note 1
% of students with one or more college courses			Note 2
2012-13 AYP Status: District Improvement, Year 4			
<b>Student Groups</b>			
	<u>2011</u>	<u>2012</u>	<u>2013</u>
Students with Disabilities		Note 3	
Economically Disadvantaged		Note 3	
English Learners		Note 3	
<b>Superintendent</b>			
Steve Hopkins			
253-5222			
steve_hopkins@natronaschools.org			
<b>Mailing Address</b>			
970 North Glenn Road			
Casper, Wyoming 82601			

Achievement		3-8 (PAWS) Note 6			ACT 11th grade scores Note 6		
		Proficient and Advanced	State Proficient and Advanced (including District)	State Proficient and Advanced (excluding District)	District 11th Grade ACT	State 11th Grade ACT (including District)	State 11th Grade ACT (excluding District)
Reading		74.0%	74.6%	74.7%	19.2	20.1	20.2
Math		78.6%	79.0%	79.0%	18.8	19.7	19.8
Science		50.1%	50.8%	51.0%	18.9	19.8	20.0
Writing	Note 4	Note 4	Note 4	Note 4	Note 4	Note 4	Note 4
English					18.0	18.8	18.9
Composite					18.9	19.7	19.9
<b>Growth</b>							
Reading	Note 5						
Math	Note 5						
Science	Note 5						
Writing	Note 5						

Notes
Note 1: Information not provided by Wyoming Department of Education (WDE).
Note 2: Information not available from WDE
Note 3: Information not provided by WDE.
Note 4: Writing scores for SAWS and ACT not released by WDE.
Note 5: Growth and Accountability data not provided by WDE.
Note 6: To protect individual student confidentiality, results are not reported for 5 or fewer students and performance percentages are capped and indicated with >= or <=.

2013 School Status Snapshot

Alcova Elementary

Natrona #1

<b>Accountability Rating</b>  <span style="font-size: 2em; color: red;">?</span>  See Note 7
--

School Information			
<b>Basic info</b>	<b>Alcova Elementary</b>		
School ID		1301001	
School Type		K-6	
Enrollment		5	
2012 Graduation Rate		0.0%	
Year Built		1963	
Certified Instructors		Note 1	
Overall Student/Teacher ratio		Note 1	
% of students with one or more college courses		Note 2	
2012-13 AYP Status: Not In School Improvement			
<b>Student Groups</b>	<u>2011</u>	<u>2012</u>	<u>2013</u>
Students with Disabilities		Note 3	
Economically Disadvantaged		Note 3	
English Learners		Note 3	
<b>Principal</b>			
Mari Stoll mari_stoll@natronaschools.org			
253-4700			
<b>Mailing Address</b>			
P.O. Box 106 Alcova Wyoming, 82620			
Website <a href="#">Alcova Elementary</a>			

Achievement			
	3-8 (PAWS) Note 8		11th Grade ACT Note 8
	Below Proficient	Proficient and Advanced	
Reading			
Math			
Science			
Writing	Note 4	Note 4	Note 4
English			
Composite			
Growth			
Reading	Note 1		
Math	Note 1		
Science	Note 1		
Writing	Note 1		

Notes
Note 1 : Data not provided by Wyoming Department of Education (WDE).
Note 2 : Data not available from WDE.
Note 3 : Data not available from WDE.
Note 4 : Writing Scores for SAWS and ACT writing not available.
Note 5: MEMORANDUM NO. 2013-107 from the WDE indicated that cut scores were adjusted because of a "fluctuation in proficiency rates that cannot credibly be attributed to real changes in student performance". See detailed notes concerning this issue.
Note 6 : Accountability Score not provided by WDE.
Note 7: If scores or percentages are blank, then either students were not tested with PAWS/ACT or there were less than five students tested.
Note 8: To protect individual student confidentiality, results are not reported for 5 or fewer students and performance percentages are capped and indicated with>= or <=.
Notes for school:

Mission Statement
None located

**2013 School Status Snapshot**

**Crest Hill Elementary**

**Natrona #1**

<b>Accountability Rating</b>  <span style="font-size: 2em; color: red;">?</span>  See Note 7
--

School Information			
<b>Basic info</b>	<b>Crest Hill Elementary</b>		
School ID	1301002		
School Type	K-5		
Enrollment	340		
2012 Graduation Rate			
Year Built	1959		
Certified Instructors	Note 1		
Overall Student/Teacher ratio	Note 1		
% of students with one or more college courses	Note 2		
2012-13 AYP Status: Not In School Improvement, Warning Year			
<b>Student Groups</b>	<u>2011</u>	<u>2012</u>	<u>2013</u>
Students with Disabilities		Note 3	
Economically Disadvantaged		Note 3	
English Learners		Note 3	
<b>Principal</b>			
Nicole Rapp nicole_rapp@natronaschools.org			
253-4200			
<b>Mailing Address</b>			
4445 South Poplar Casper Wyoming, 82601			
Website <a href="#">Crest Hill Elementary</a>			

Achievement	3-8 (PAWS) Note 8		11th Grade ACT Note 8
	Below Proficient	Proficient and Advanced	
Reading	24%	<b>76%</b>	
Math	17%	<b>83%</b>	
Science	38%	<b>62%</b>	
Writing	Note 4	Note 4	Note 4
English			
Composite			
<b>Growth</b>			
Reading	Note 1		
Math	Note 1		
Science	Note 1		
Writing	Note 1		

Notes
Note 1 : Data not provided by Wyoming Department of Education (WDE).
Note 2 : Data not available from WDE.
Note 3 : Data not available from WDE.
Note 4 : Writing Scores for SAWS and ACT writing not available.
Note 5: MEMORANDUM NO. 2013-107 from the WDE indicated that cut scores were adjusted because of a "fluctuation in proficiency rates that cannot credibly be attributed to real changes in student performance". See detailed notes concerning this issue.
Note 6 : Accountability Score not provided by WDE.
Note 7: If scores or percentages are blank, then either students were not tested with PAWS/ACT or there were less than five students tested.
Note 8: To protect individual student confidentiality, results are not reported for 5 or fewer students and performance percentages are capped and indicated with>= or <=.
Notes for school:

Mission Statement
<i>The Crest Hill family works together to create learning opportunities at all levels for all children.</i>

2013 School Status Snapshot

Evansville Elementary

Natrona #1

<b>Accountability Rating</b>  <span style="font-size: 2em; color: red;">?</span>  See Note 7
--

School Information			
<b>Basic info</b>	<b>Evansville Elementary</b>		
School ID	1301003		
School Type	K-5		
Enrollment	293		
2012 Graduation Rate			
Year Built	1972		
Certified Instructors	Note 1		
Overall Student/Teacher ratio	Note 1		
% of students with one or more college courses	Note 2		
2012-13 AYP Status: Not In School Improvement			
<b>Student Groups</b>	<u>2011</u>	<u>2012</u>	<u>2013</u>
Students with Disabilities		Note 3	
Economically Disadvantaged		Note 3	
English Learners		Note 3	
<b>Principal</b>			
Michael Britt mike_britt@natronaschools.org			
577-0200			
<b>Mailing Address</b>			
P.O. Box E Evansville Wyoming, 82636			
Website <a href="#">Evansville Elementary</a>			

	3-8 (PAWS) Note 8		11th Grade ACT Note 8
	Below Proficient	Proficient and Advanced	
Reading	33%	67%	
Math	13%	87%	
Science	61%	39%	
Writing	Note 4	Note 4	Note 4
English			
Composite			
<b>Growth</b>			
Reading	Note 1		
Math	Note 1		
Science	Note 1		
Writing	Note 1		

Notes
Note 1 : Data not provided by Wyoming Department of Education (WDE).
Note 2 : Data not available from WDE.
Note 3 : Data not available from WDE.
Note 4 : Writing Scores for SAWS and ACT writing not available.
Note 5: MEMORANDUM NO. 2013-107 from the WDE indicated that cut scores were adjusted because of a "fluctuation in proficiency rates that cannot credibly be attributed to real changes in student performance". See detailed notes concerning this issue.
Note 6 : Accountability Score not provided by WDE.
Note 7: If scores or percentages are blank, then either students were not tested with PAWS/ACT or there were less than five students tested.
Note 8: To protect individual student confidentiality, results are not reported for 5 or fewer students and performance percentages are capped and indicated with>= or <=.
Notes for school:

Mission Statement
<i>Empowering Students to Succeed.</i>

**2013 School Status Snapshot**

**Cottonwood Elementary**

**Natrona #1**

<b>Accountability Rating</b>  <span style="font-size: 2em; color: red;">?</span>  See Note 7
--

School Information			
<b>Basic info</b>	<b>Cottonwood Elementary</b>		
School ID	1301005		
School Type	K-5		
Enrollment	315		
2012 Graduation Rate			
Year Built	2009		
Certified Instructors	Note 1		
Overall Student/Teacher ratio	Note 1		
% of students with one or more college courses	Note 2		
2012-13 AYP Status: Not In School Improvement			
<b>Student Groups</b>	<u>2011</u>	<u>2012</u>	<u>2013</u>
Students with Disabilities		Note 3	
Economically Disadvantaged		Note 3	
English Learners		Note 3	
<b>Principal</b>			
Mari Stoll mari_stoll@natronaschools.org			
253-4700			
<b>Mailing Address</b>			
1230 W 15th St Casper Wyoming, 82604			
Website <a href="#">Cottonwood Elementary</a>			

	3-8 (PAWS) Note 8		11th Grade ACT Note 8
	Below Proficient	Proficient and Advanced	
Reading	37%	<b>63%</b>	
Math	18%	<b>82%</b>	
Science	53%	<b>47%</b>	
Writing	Note 4	Note 4	Note 4
English			
Composite			
<b>Growth</b>			
Reading	Note 1		
Math	Note 1		
Science	Note 1		
Writing	Note 1		

Notes
Note 1 : Data not provided by Wyoming Department of Education (WDE).
Note 2 : Data not available from WDE.
Note 3 : Data not available from WDE.
Note 4 : Writing Scores for SAWS and ACT writing not available.
Note 5: MEMORANDUM NO. 2013-107 from the WDE indicated that cut scores were adjusted because of a "fluctuation in proficiency rates that cannot credibly be attributed to real changes in student performance". See detailed notes concerning this issue.
Note 6 : Accountability Score not provided by WDE.
Note 7: If scores or percentages are blank, then either students were not tested with PAWS/ACT or there were less than five students tested.
Note 8: To protect individual student confidentiality, results are not reported for 5 or fewer students and performance percentages are capped and indicated with>= or <=.
Notes for school:

Mission Statement
<i>The goal at Cottonwood is to bring all students to the highest academic level possible on the district and state standards that we want them to know and be able to do.</i>



**2013 School Status Snapshot**

**Ft. Caspar Academy**

**Natrona #1**

<b>Accountability Rating</b>  <span style="font-size: 2em; color: red;">?</span>  See Note 7
--

School Information			
<b>Basic info</b>	<b>Ft. Caspar Academy</b>		
School ID		1301006	
School Type		K-6	
Enrollment		504	
2012 Graduation Rate			
Year Built		2006	
Certified Instructors		Note 1	
Overall Student/Teacher ratio		Note 1	
% of students with one or more college courses		Note 2	
2012-13 AYP Status: Not In School Improvement			
<b>Student Groups</b>	<u>2011</u>	<u>2012</u>	<u>2013</u>
Students with Disabilities		Note 3	
Economically Disadvantaged		Note 3	
English Learners		Note 3	
<b>Principal</b>			
Christopher Dresang christopher_dresang@natronaschools.org			
253-3400			
<b>Mailing Address</b>			
4100 W. 38th Street Casper Wyoming, 82604			
Website <a href="#">Ft. Caspar Academy</a>			

	3-8 (PAWS) Note 8		11th Grade ACT Note 8	
	Below Proficient	Proficient and Advanced		
Reading	19%	<b>81%</b>		
Math	8%	<b>92%</b>		
Science	31%	<b>69%</b>		
Writing	Note 4	Note 4	Note 4	
English				
Composite				
<b>Growth</b>				
Reading	Note 1			
Math	Note 1			
Science	Note 1			
Writing	Note 1			

Notes
Note 1 : Data not provided by Wyoming Department of Education (WDE).
Note 2 : Data not available from WDE.
Note 3 : Data not available from WDE.
Note 4 : Writing Scores for SAWS and ACT writing not available.
Note 5: MEMORANDUM NO. 2013-107 from the WDE indicated that cut scores were adjusted because of a "fluctuation in proficiency rates that cannot credibly be attributed to real changes in student performance". See detailed notes concerning this issue.
Note 6 : Accountability Score not provided by WDE.
Note 7: If scores or percentages are blank, then either students were not tested with PAWS/ACT or there were less than five students tested.
Note 8: To protect individual student confidentiality, results are not reported for 5 or fewer students and performance percentages are capped and indicated with>= or <=.
Notes for school:

**Mission Statement**

*It is the Mission of Fort Caspar Academy to train the intellect and the character of the student; to teach and prepare the student academically, not only for college but also for a lifetime of learning; to provide a structured environment that enhances the learning process and to promote parental involvement. True learning progresses from facts to understanding to expression. To ensure this progression is made, our mission is to continue a consistency in our approach to education at all grade levels. It is the goal of Fort Caspar Academy to be the best school in the world!*

2013 School Status Snapshot

Grant Elementary

Natrona #1

<b>Accountability Rating</b>  <span style="font-size: 2em; color: red;">?</span>  See Note 7
--

School Information			
<b>Basic info</b>	<b>Grant Elementary</b>		
School ID	1301008		
School Type	K-5		
Enrollment	206		
2012 Graduation Rate			
Year Built	1950		
Certified Instructors	Note 1		
Overall Student/Teacher ratio	Note 1		
% of students with one or more college courses	Note 2		
2012-13 AYP Status: Not In School Improvement, Warning Year			
<b>Student Groups</b>	<u>2011</u>	<u>2012</u>	<u>2013</u>
Students with Disabilities		Note 3	
Economically Disadvantaged		Note 3	
English Learners		Note 3	
<b>Principal</b>			
Shawna Smith shawna_smith@natronaschools.org			
253-1300			
<b>Mailing Address</b>			
1536 Oakcrest Ave. Casper Wyoming, 82601			
Website <a href="#">Grant Elementary</a>			

	3-8 (PAWS) Note 8		11th Grade ACT Note 8	
	Below Proficient	Proficient and Advanced		
Reading	42%	58%		
Math	25%	75%		
Science	54%	46%		
Writing	Note 4	Note 4	Note 4	
English				
Composite				
<b>Growth</b>				
Reading	Note 1			
Math	Note 1			
Science	Note 1			
Writing	Note 1			

Notes
Note 1 : Data not provided by Wyoming Department of Education (WDE).
Note 2 : Data not available from WDE.
Note 3 : Data not available from WDE.
Note 4 : Writing Scores for SAWS and ACT writing not available.
Note 5: MEMORANDUM NO. 2013-107 from the WDE indicated that cut scores were adjusted because of a "fluctuation in proficiency rates that cannot credibly be attributed to real changes in student performance". See detailed notes concerning this issue.
Note 6 : Accountability Score not provided by WDE.
Note 7: If scores or percentages are blank, then either students were not tested with PAWS/ACT or there were less than five students tested.
Note 8: To protect individual student confidentiality, results are not reported for 5 or fewer students and performance percentages are capped and indicated with>= or <=.
Notes for school:

Mission Statement
<i>At Grant Elementary children are our future and we are dedicated to their success.</i>

2013 School Status Snapshot

Sagewood Elementary

Natrona #1

<b>Accountability Rating</b>  <span style="font-size: 2em; color: red;">?</span>  See Note 7
--

School Information			
<b>Basic info</b>	<b>Sagewood Elementary</b>		
School ID	1301009		
School Type	K-5		
Enrollment	297		
2012 Graduation Rate			
Year Built	1984		
Certified Instructors	Note 1		
Overall Student/Teacher ratio	Note 1		
% of students with one or more college courses	Note 2		
2012-13 AYP Status: Not In School Improvement, Warning Year			
<b>Student Groups</b>	<u>2011</u>	<u>2012</u>	<u>2013</u>
Students with Disabilities		Note 3	
Economically Disadvantaged		Note 3	
English Learners		Note 3	
<b>Principal</b>			
Tyler Hartl tyler_hartl@natronaschools.org			
253-3300			
<b>Mailing Address</b>			
2451 Shattuck Avenue Casper Wyoming, 82601			
Website <a href="#">Sagewood Elementary</a>			

Achievement	3-8 (PAWS) Note 8		11th Grade ACT Note 8	
	Below Proficient	Proficient and Advanced		
Reading	15%	85%		
Math	12%	88%		
Science	50%	50%		
Writing	Note 4	Note 4	Note 4	
English				
Composite				
<b>Growth</b>				
Reading	Note 1			
Math	Note 1			
Science	Note 1			
Writing	Note 1			

Notes
Note 1 : Data not provided by Wyoming Department of Education (WDE).
Note 2 : Data not available from WDE.
Note 3 : Data not available from WDE.
Note 4 : Writing Scores for SAWS and ACT writing not available.
Note 5: MEMORANDUM NO. 2013-107 from the WDE indicated that cut scores were adjusted because of a "fluctuation in proficiency rates that cannot credibly be attributed to real changes in student performance". See detailed notes concerning this issue.
Note 6 : Accountability Score not provided by WDE.
Note 7: If scores or percentages are blank, then either students were not tested with PAWS/ACT or there were less than five students tested.
Note 8: To protect individual student confidentiality, results are not reported for 5 or fewer students and performance percentages are capped and indicated with>= or <=.
Notes for school:

Mission Statement
<i>Sagewood strives to provide each child with a complete knowledge of the basics of education needed to survive in a changing world.</i>

2013 School Status Snapshot

Manor Heights Elementary

Natrona #1

<b>Accountability Rating</b>  <span style="font-size: 2em; color: red;">?</span>  See Note 7
--

School Information			
<b>Basic info</b>	<b>Manor Heights Elementary</b>		
School ID	1301011		
School Type	K-6		
Enrollment	334		
2012 Graduation Rate			
Year Built	1968		
Certified Instructors	Note 1		
Overall Student/Teacher ratio	Note 1		
% of students with one or more college courses	Note 2		
2012-13 AYP Status: School Improvement, Year 3			
<b>Student Groups</b>	<u>2011</u>	<u>2012</u>	<u>2013</u>
Students with Disabilities		Note 3	
Economically Disadvantaged		Note 3	
English Learners		Note 3	
<b>Principal</b>			
Kent Thompson kent_thompson@natronaschools.org			
253-1800			
<b>Mailing Address</b>			
3201 East 15th Street Casper Wyoming, 82609			
Website <a href="#">Manor Heights Elementary</a>			

	3-8 (PAWS) Note 8		11th Grade ACT Note 8	
	Below Proficient	Proficient and Advanced		
Reading	27%	73%		
Math	16%	84%		
Science	49%	51%		
Writing	Note 4	Note 4	Note 4	
English				
Composite				
<b>Growth</b>				
Reading	Note 1			
Math	Note 1			
Science	Note 1			
Writing	Note 1			

Notes
Note 1 : Data not provided by Wyoming Department of Education (WDE).
Note 2 : Data not available from WDE.
Note 3 : Data not available from WDE.
Note 4 : Writing Scores for SAWS and ACT writing not available.
Note 5: MEMORANDUM NO. 2013-107 from the WDE indicated that cut scores were adjusted because of a "fluctuation in proficiency rates that cannot credibly be attributed to real changes in student performance". See detailed notes concerning this issue.
Note 6 : Accountability Score not provided by WDE.
Note 7: If scores or percentages are blank, then either students were not tested with PAWS/ACT or there were less than five students tested.
Note 8: To protect individual student confidentiality, results are not reported for 5 or fewer students and performance percentages are capped and indicated with >= or <=.
Notes for school:

Mission Statement
<i>Manor Heights Elementary provides a child-centered education through the implementation of essential learnings.</i>

2013 School Status Snapshot

Mills Elementary

Natrona #1

<b>Accountability Rating</b>  <span style="font-size: 2em; color: red;">?</span>  See Note 7
--

School Information			
<b>Basic info</b>	<b>Mills Elementary</b>		
School ID	1301014		
School Type	K-5		
Enrollment	195		
2012 Graduation Rate			
Year Built	1950		
Certified Instructors	Note 1		
Overall Student/Teacher ratio	Note 1		
% of students with one or more college courses	Note 2		
2012-13 AYP Status: Not In School Improvement			
<b>Student Groups</b>	<u>2011</u>	<u>2012</u>	<u>2013</u>
Students with Disabilities		Note 3	
Economically Disadvantaged		Note 3	
English Learners		Note 3	
<b>Principal</b>			
Coebie Taylor-Logan coebie_taylor-logan@natronaschools.org			
253-3700			
<b>Mailing Address</b>			
P.O. Box 268 Mills Wyoming, 82644			
Website <a href="#">Mills Elementary</a>			

Achievement	3-8 (PAWS) Note 8		11th Grade ACT Note 8
	Below Proficient	Proficient and Advanced	
Reading	27%	<b>73%</b>	
Math	22%	<b>78%</b>	
Science	35%	<b>65%</b>	
Writing	Note 4	Note 4	Note 4
English			
Composite			
<b>Growth</b>			
Reading	Note 1		
Math	Note 1		
Science	Note 1		
Writing	Note 1		

Notes
Note 1 : Data not provided by Wyoming Department of Education (WDE).
Note 2 : Data not available from WDE.
Note 3 : Data not available from WDE.
Note 4 : Writing Scores for SAWS and ACT writing not available.
Note 5: MEMORANDUM NO. 2013-107 from the WDE indicated that cut scores were adjusted because of a "fluctuation in proficiency rates that cannot credibly be attributed to real changes in student performance". See detailed notes concerning this issue.
Note 6 : Accountability Score not provided by WDE.
Note 7: If scores or percentages are blank, then either students were not tested with PAWS/ACT or there were less than five students tested.
Note 8: To protect individual student confidentiality, results are not reported for 5 or fewer students and performance percentages are capped and indicated with>= or <=.
Notes for school:

Mission Statement
None located

**2013 School Status Snapshot**

**Mountain View Elementary**

**Natrona #1**

<b>Accountability Rating</b>  <span style="font-size: 2em; color: red;">?</span>  See Note 7
--

School Information			
<b>Basic info</b>	<b>Mountain View Elementary</b>		
School ID	1301015		
School Type	K-5		
Enrollment	238		
2012 Graduation Rate			
Year Built	1959		
Certified Instructors	Note 1		
Overall Student/Teacher ratio	Note 1		
% of students with one or more college courses	Note 2		
2012-13 AYP Status: Not In School Improvement, Warning Year			
<b>Student Groups</b>	<u>2011</u>	<u>2012</u>	<u>2013</u>
Students with Disabilities		Note 3	
Economically Disadvantaged		Note 3	
English Learners		Note 3	
<b>Principal</b>			
Tom Rodabaugh tom_rodabaugh@natronaschools.org			
253-6500			
<b>Mailing Address</b>			
400 North 3rd Avenue Casper Wyoming, 82604			
Website <a href="#">Mountain View Elementary</a>			

	3-8 (PAWS) Note 8		11th Grade ACT Note 8
	Below Proficient	Proficient and Advanced	
Reading	43%	<b>57%</b>	
Math	21%	<b>79%</b>	
Science	56%	<b>44%</b>	
Writing	Note 4	Note 4	Note 4
English			
Composite			
<b>Growth</b>			
Reading	Note 1		
Math	Note 1		
Science	Note 1		
Writing	Note 1		

Notes
Note 1 : Data not provided by Wyoming Department of Education (WDE).
Note 2 : Data not available from WDE.
Note 3 : Data not available from WDE.
Note 4 : Writing Scores for SAWS and ACT writing not available.
Note 5: MEMORANDUM NO. 2013-107 from the WDE indicated that cut scores were adjusted because of a "fluctuation in proficiency rates that cannot credibly be attributed to real changes in student performance". See detailed notes concerning this issue.
Note 6 : Accountability Score not provided by WDE.
Note 7: If scores or percentages are blank, then either students were not tested with PAWS/ACT or there were less than five students tested.
Note 8: To protect individual student confidentiality, results are not reported for 5 or fewer students and performance percentages are capped and indicated with>= or <=.
Notes for school:

Mission Statement
<i>Success Through Learning – Learning Through Success.</i>

**2013 School Status Snapshot**

**North Casper Elementary**

**Natrona #1**

<b>Accountability Rating</b>  <span style="font-size: 2em; color: red;">?</span>  See Note 7
--

School Information			
<b>Basic info</b>	<b>North Casper Elementary</b>		
School ID	1301016		
School Type	K-5		
Enrollment	242		
2012 Graduation Rate			
Year Built	1976		
Certified Instructors	Note 1		
Overall Student/Teacher ratio	Note 1		
% of students with one or more college courses	Note 2		
2012-13 AYP Status: Not In School Improvement			
<b>Student Groups</b>	<u>2011</u>	<u>2012</u>	<u>2013</u>
Students with Disabilities		Note 3	
Economically Disadvantaged		Note 3	
English Learners		Note 3	
<b>Principal</b>			
Phillip Hubert phil_hubert@natronaschools.org			
253-4100			
<b>Mailing Address</b>			
1014 North Glenarm Street Casper Wyoming, 82601			
Website <a href="#">North Casper Elementary</a>			

Achievement	3-8 (PAWS) Note 8		11th Grade ACT Note 8
	Below Proficient	Proficient and Advanced	
Reading	43%	57%	
Math	18%	82%	
Science	51%	49%	
Writing	Note 4	Note 4	Note 4
English			
Composite			
<b>Growth</b>			
Reading	Note 1		
Math	Note 1		
Science	Note 1		
Writing	Note 1		

Notes
Note 1 : Data not provided by Wyoming Department of Education (WDE).
Note 2 : Data not available from WDE.
Note 3 : Data not available from WDE.
Note 4 : Writing Scores for SAWS and ACT writing not available.
Note 5: MEMORANDUM NO. 2013-107 from the WDE indicated that cut scores were adjusted because of a "fluctuation in proficiency rates that cannot credibly be attributed to real changes in student performance". See detailed notes concerning this issue.
Note 6 : Accountability Score not provided by WDE.
Note 7: If scores or percentages are blank, then either students were not tested with PAWS/ACT or there were less than five students tested.
Note 8: To protect individual student confidentiality, results are not reported for 5 or fewer students and performance percentages are capped and indicated with>= or <=.
Notes for school:

Mission Statement
None located

**2013 School Status Snapshot**

**Paradise Valley Elementary**

**Natrona #1**

<b>Accountability Rating</b>  <span style="font-size: 2em; color: red;">?</span>  See Note 7
--

School Information			
<b>Basic info</b>	<b>Paradise Valley Elementary</b>		
School ID	1301017		
School Type	K-6		
Enrollment	375		
2012 Graduation Rate			
Year Built	1964		
Certified Instructors	Note 1		
Overall Student/Teacher ratio	Note 1		
% of students with one or more college courses	Note 2		
2012-13 AYP Status: Not In School Improvement, Warning Year			
<b>Student Groups</b>	<u>2011</u>	<u>2012</u>	<u>2013</u>
Students with Disabilities		Note 3	
Economically Disadvantaged		Note 3	
English Learners		Note 3	
<b>Principal</b>			
Aaron Wilson aaron_wilson@natronaschools.org			
253-1200			
<b>Mailing Address</b>			
22 Magnolia Casper Wyoming, 82604			
Website <a href="#">Paradise Valley Elementary</a>			

	3-8 (PAWS) Note 8		11th Grade ACT Note 8	
	Below Proficient	Proficient and Advanced		
Reading	25%	75%		
Math	10%	90%		
Science	20%	80%		
Writing	Note 4	Note 4	Note 4	
English				
Composite				
<b>Growth</b>				
Reading	Note 1			
Math	Note 1			
Science	Note 1			
Writing	Note 1			

Notes
Note 1 : Data not provided by Wyoming Department of Education (WDE).
Note 2 : Data not available from WDE.
Note 3 : Data not available from WDE.
Note 4 : Writing Scores for SAWS and ACT writing not available.
Note 5: MEMORANDUM NO. 2013-107 from the WDE indicated that cut scores were adjusted because of a "fluctuation in proficiency rates that cannot credibly be attributed to real changes in student performance". See detailed notes concerning this issue.
Note 6 : Accountability Score not provided by WDE.
Note 7: If scores or percentages are blank, then either students were not tested with PAWS/ACT or there were less than five students tested.
Note 8: To protect individual student confidentiality, results are not reported for 5 or fewer students and performance percentages are capped and indicated with>= or <=.
Notes for school:

Mission Statement
<i>Paradise Valley is committed to providing safe and nurturing learning opportunities that develop necessary attitudes and abilities to be a successful and contributing member of our ever-changing world.</i>



**2013 School Status Snapshot**

**Park Elementary**

**Natrona #1**

<b>Accountability Rating</b>  <span style="font-size: 2em; color: red;">?</span>  See Note 7
--

School Information			
<b>Basic info</b>	<b>Park Elementary</b>		
School ID	1301018		
School Type	K-6		
Enrollment	252		
2012 Graduation Rate			
Year Built	1956		
Certified Instructors	Note 1		
Overall Student/Teacher ratio	Note 1		
% of students with one or more college courses	Note 2		
2012-13 AYP Status: Not In School Improvement			
<b>Student Groups</b>	<u>2011</u>	<u>2012</u>	<u>2013</u>
Students with Disabilities		Note 3	
Economically Disadvantaged		Note 3	
English Learners		Note 3	
<b>Principal</b>			
Dawn Dewald dawn_dewald@natronaschools.org			
253-3200			
<b>Mailing Address</b>			
140 West 9th Street Casper Wyoming, 82601			
Website <a href="#">Park Elementary</a>			

	3-8 (PAWS) Note 8		11th Grade ACT Note 8	
	Below Proficient	Proficient and Advanced		
Reading	22%	<b>78%</b>		
Math	19%	<b>81%</b>		
Science	48%	<b>53%</b>		
Writing	Note 4	Note 4	Note 4	
English				
Composite				
<b>Growth</b>				
Reading	Note 1			
Math	Note 1			
Science	Note 1			
Writing	Note 1			

Notes
Note 1 : Data not provided by Wyoming Department of Education (WDE).
Note 2 : Data not available from WDE.
Note 3 : Data not available from WDE.
Note 4 : Writing Scores for SAWS and ACT writing not available.
Note 5: MEMORANDUM NO. 2013-107 from the WDE indicated that cut scores were adjusted because of a "fluctuation in proficiency rates that cannot credibly be attributed to real changes in student performance". See detailed notes concerning this issue.
Note 6 : Accountability Score not provided by WDE.
Note 7: If scores or percentages are blank, then either students were not tested with PAWS/ACT or there were less than five students tested.
Note 8: To protect individual student confidentiality, results are not reported for 5 or fewer students and performance percentages are capped and indicated with>= or <=.
Notes for school:

Mission Statement
<i>Park develops independent learners by challenging each student to become a confident, responsible problem-solver while involving families as partners in their child's education.</i>

2013 School Status Snapshot

Pineview Elementary

Natrona #1

<b>Accountability Rating</b>  <span style="font-size: 2em; color: red;">?</span>  See Note 7
--

School Information			
<b>Basic info</b>	<b>Pineview Elementary</b>		
School ID		1301019	
School Type		K-6	
Enrollment		357	
2012 Graduation Rate			
Year Built		1955	
Certified Instructors		Note 1	
Overall Student/Teacher ratio		Note 1	
% of students with one or more college courses		Note 2	
2012-13 AYP Status: Not In School Improvement, Warning Year			
<b>Student Groups</b>	<u>2011</u>	<u>2012</u>	<u>2013</u>
Students with Disabilities		Note 3	
Economically Disadvantaged		Note 3	
English Learners		Note 3	
<b>Principal</b>			
Christine Carruth chris_carruth@natronaschools.org			
253-6000			
<b>Mailing Address</b>			
639 Payne Avenue Casper Wyoming, 82609			
Website <a href="#">Pineview Elementary</a>			

	3-8 (PAWS) Note 8		11th Grade ACT Note 8
	Below Proficient	Proficient and Advanced	
Reading	33%	67%	
Math	24%	76%	
Science	51%	49%	
Writing	Note 4	Note 4	Note 4
English			
Composite			
<b>Growth</b>			
Reading	Note 1		
Math	Note 1		
Science	Note 1		
Writing	Note 1		

Notes
Note 1 : Data not provided by Wyoming Department of Education (WDE).
Note 2 : Data not available from WDE.
Note 3 : Data not available from WDE.
Note 4 : Writing Scores for SAWS and ACT writing not available.
Note 5: MEMORANDUM NO. 2013-107 from the WDE indicated that cut scores were adjusted because of a "fluctuation in proficiency rates that cannot credibly be attributed to real changes in student performance". See detailed notes concerning this issue.
Note 6 : Accountability Score not provided by WDE.
Note 7: If scores or percentages are blank, then either students were not tested with PAWS/ACT or there were less than five students tested.
Note 8: To protect individual student confidentiality, results are not reported for 5 or fewer students and performance percentages are capped and indicated with>= or <=.
Notes for school:

Mission Statement
None located

**2013 School Status Snapshot**

**Poison Spider Elementary**

**Natrona #1**

<b>Accountability Rating</b>  <span style="font-size: 2em; color: red;">?</span>  See Note 7
--

School Information			
<b>Basic info</b>	<b>Poison Spider Elementary</b>		
School ID	1301020		
School Type	K-8		
Enrollment	221		
2012 Graduation Rate			
Year Built	2009		
Certified Instructors	Note 1		
Overall Student/Teacher ratio	Note 1		
% of students with one or more college courses	Note 2		
2012-13 AYP Status: School Improvement, Year 2 (Holding)			
<b>Student Groups</b>	<u>2011</u>	<u>2012</u>	<u>2013</u>
Students with Disabilities		Note 3	
Economically Disadvantaged		Note 3	
English Learners		Note 3	
<b>Principal</b>			
Tammy Kelly tammy_kelly@natronaschools.org			
253-6900			
<b>Mailing Address</b>			
14200 Poison Spider Road Casper Wyoming, 82604			
Website <a href="#">Poison Spider Elementary</a>			

	3-8 (PAWS) Note 8		11th Grade ACT Note 8
	Below Proficient	Proficient and Advanced	
Reading	36%	<b>64%</b>	
Math	34%	<b>66%</b>	
Science	58%	<b>42%</b>	
Writing	Note 4	Note 4	Note 4
English			
Composite			
<b>Growth</b>			
Reading	Note 1		
Math	Note 1		
Science	Note 1		
Writing	Note 1		

Notes
Note 1 : Data not provided by Wyoming Department of Education (WDE).
Note 2 : Data not available from WDE.
Note 3 : Data not available from WDE.
Note 4 : Writing Scores for SAWS and ACT writing not available.
Note 5: MEMORANDUM NO. 2013-107 from the WDE indicated that cut scores were adjusted because of a "fluctuation in proficiency rates that cannot credibly be attributed to real changes in student performance". See detailed notes concerning this issue.
Note 6 : Accountability Score not provided by WDE.
Note 7: If scores or percentages are blank, then either students were not tested with PAWS/ACT or there were less than five students tested.
Note 8: To protect individual student confidentiality, results are not reported for 5 or fewer students and performance percentages are capped and indicated with>= or <=.
Notes for school:

Mission Statement
<i>None located</i>

2013 School Status Snapshot

Powder River Elementary

Natrona #1

<b>Accountability Rating</b>  <span style="font-size: 2em; color: red;">?</span>  See Note 7
--

School Information			
<b>Basic info</b>	<b>Powder River Elementary</b>		
School ID		1301021	
School Type		K-6	
Enrollment		3	
2012 Graduation Rate			
Year Built		1966	
Certified Instructors		Note 1	
Overall Student/Teacher ratio		Note 1	
% of students with one or more college courses		Note 2	
2012-13 AYP Status: Not In School Improvement			
<b>Student Groups</b>	<u>2011</u>	<u>2012</u>	<u>2013</u>
Students with Disabilities		Note 3	
Economically Disadvantaged		Note 3	
English Learners		Note 3	
<b>Principal</b>			
Tammy Kelly tammy_kelly@natronaschools.org			
253-6900			
<b>Mailing Address</b>			
P.O. Box 76 Powder River Wyoming, 82648			
Website <a href="#">Powder River Elementary</a>			

Achievement			
	3-8 (PAWS) Note 8		11th Grade ACT Note 8
	Below Proficient	Proficient and Advanced	
Reading			
Math			
Science			
Writing	Note 4	Note 4	Note 4
English			
Composite			
Growth			
Reading	Note 1		
Math	Note 1		
Science	Note 1		
Writing	Note 1		

Notes
Note 1 : Data not provided by Wyoming Department of Education (WDE).
Note 2 : Data not available from WDE.
Note 3 : Data not available from WDE.
Note 4 : Writing Scores for SAWS and ACT writing not available.
Note 5: MEMORANDUM NO. 2013-107 from the WDE indicated that cut scores were adjusted because of a "fluctuation in proficiency rates that cannot credibly be attributed to real changes in student performance". See detailed notes concerning this issue.
Note 6 : Accountability Score not provided by WDE.
Note 7: If scores or percentages are blank, then either students were not tested with PAWS/ACT or there were less than five students tested.
Note 8: To protect individual student confidentiality, results are not reported for 5 or fewer students and performance percentages are capped and indicated with>= or <=.
Notes for school:

Mission Statement
None located

2013 School Status Snapshot

Red Creek Elementary

Natrona #1

<b>Accountability Rating</b>  <span style="font-size: 2em; color: red;">?</span>  See Note 7
--

School Information			
<b>Basic info</b>	<b>Red Creek Elementary</b>		
School ID		1301022	
School Type		K-6	
Enrollment		2	
2012 Graduation Rate			
Year Built		1979	
Certified Instructors		Note 1	
Overall Student/Teacher ratio		Note 1	
% of students with one or more college courses		Note 2	
2012-13 AYP Status: Not In School Improvement			
<b>Student Groups</b>	<u>2011</u>	<u>2012</u>	<u>2013</u>
Students with Disabilities		Note 3	
Economically Disadvantaged		Note 3	
English Learners		Note 3	
<b>Principal</b>			
Mari Stoll mari_stoll@natronaschools.org			
253-4700			
<b>Mailing Address</b>			
15651 Highway 487 Casper Wyoming, 82604			
Website <a href="#">Red Creek Elementary</a>			

Achievement			
	3-8 (PAWS) Note 8		11th Grade ACT Note 8
	Below Proficient	Proficient and Advanced	
Reading			
Math			
Science			
Writing	Note 4	Note 4	Note 4
English			
Composite			
Growth			
Reading	Note 1		
Math	Note 1		
Science	Note 1		
Writing	Note 1		

Notes
Note 1 : Data not provided by Wyoming Department of Education (WDE).
Note 2 : Data not available from WDE.
Note 3 : Data not available from WDE.
Note 4 : Writing Scores for SAWS and ACT writing not available.
Note 5: MEMORANDUM NO. 2013-107 from the WDE indicated that cut scores were adjusted because of a "fluctuation in proficiency rates that cannot credibly be attributed to real changes in student performance". See detailed notes concerning this issue.
Note 6 : Accountability Score not provided by WDE.
Note 7: If scores or percentages are blank, then either students were not tested with PAWS/ACT or there were less than five students tested.
Note 8: To protect individual student confidentiality, results are not reported for 5 or fewer students and performance percentages are capped and indicated with>= or <=.
Notes for school:

Mission Statement
None located

2013 School Status Snapshot

Southridge Elementary

Natrona #1

<b>Accountability Rating</b>  <span style="font-size: 2em; color: red;">?</span>  See Note 7
--

School Information			
<b>Basic info</b>	<b>Southridge Elementary</b>		
School ID	1301023		
School Type	K-5		
Enrollment	306		
2012 Graduation Rate			
Year Built	1955		
Certified Instructors	Note 1		
Overall Student/Teacher ratio	Note 1		
% of students with one or more college courses	Note 2		
2012-13 AYP Status: Not In School Improvement			
<b>Student Groups</b>	<u>2011</u>	<u>2012</u>	<u>2013</u>
Students with Disabilities		Note 3	
Economically Disadvantaged		Note 3	
English Learners		Note 3	
<b>Principal</b>			
Rick Skatula rick_skatula@natronaschools.org			
253-1900			
<b>Mailing Address</b>			
1600 West 29th Street Casper Wyoming, 82604			
Website <a href="#">Southridge Elementary</a>			

	3-8 (PAWS) Note 8		11th Grade ACT Note 8
	Below Proficient	Proficient and Advanced	
Reading	12%	88%	
Math	10%	90%	
Science	29%	71%	
Writing	Note 4	Note 4	Note 4
English			
Composite			
<b>Growth</b>			
Reading	Note 1		
Math	Note 1		
Science	Note 1		
Writing	Note 1		

Notes
Note 1 : Data not provided by Wyoming Department of Education (WDE).
Note 2 : Data not available from WDE.
Note 3 : Data not available from WDE.
Note 4 : Writing Scores for SAWS and ACT writing not available.
Note 5: MEMORANDUM NO. 2013-107 from the WDE indicated that cut scores were adjusted because of a "fluctuation in proficiency rates that cannot credibly be attributed to real changes in student performance". See detailed notes concerning this issue.
Note 6 : Accountability Score not provided by WDE.
Note 7: If scores or percentages are blank, then either students were not tested with PAWS/ACT or there were less than five students tested.
Note 8: To protect individual student confidentiality, results are not reported for 5 or fewer students and performance percentages are capped and indicated with>= or <=.
Notes for school:

Mission Statement
<i>Every Southridge Student Succeeds.</i>

**2013 School Status Snapshot**

**University Park Elementary**

**Natrona #1**

<b>Accountability Rating</b>  <span style="font-size: 2em; color: red;">?</span>  See Note 7
--

School Information			
<b>Basic info</b>	<b>University Park Elementary</b>		
School ID	1301024		
School Type	K-5		
Enrollment	211		
2012 Graduation Rate			
Year Built	1961		
Certified Instructors	Note 1		
Overall Student/Teacher ratio	Note 1		
% of students with one or more college courses	Note 2		
2012-13 AYP Status: Not In School Improvement			
<b>Student Groups</b>	<u>2011</u>	<u>2012</u>	<u>2013</u>
Students with Disabilities		Note 3	
Economically Disadvantaged		Note 3	
English Learners		Note 3	
<b>Principal</b>			
Julie Hornby julie_hornby@natronaschools.org			
253-3800			
<b>Mailing Address</b>			
600 North Huber Drive Casper Wyoming, 82609			
Website <a href="#">University Park Elementary</a>			

Achievement	3-8 (PAWS) Note 8		11th Grade ACT Note 8
	Below Proficient	Proficient and Advanced	
Reading	35%	65%	
Math	20%	80%	
Science	47%	53%	
Writing	Note 4	Note 4	Note 4
English			
Composite			
<b>Growth</b>			
Reading	Note 1		
Math	Note 1		
Science	Note 1		
Writing	Note 1		

Notes
Note 1 : Data not provided by Wyoming Department of Education (WDE).
Note 2 : Data not available from WDE.
Note 3 : Data not available from WDE.
Note 4 : Writing Scores for SAWS and ACT writing not available.
Note 5: MEMORANDUM NO. 2013-107 from the WDE indicated that cut scores were adjusted because of a "fluctuation in proficiency rates that cannot credibly be attributed to real changes in student performance". See detailed notes concerning this issue.
Note 6 : Accountability Score not provided by WDE.
Note 7: If scores or percentages are blank, then either students were not tested with PAWS/ACT or there were less than five students tested.
Note 8: To protect individual student confidentiality, results are not reported for 5 or fewer students and performance percentages are capped and indicated with>= or <=.
Notes for school:

Mission Statement
<i>The mission of University Park School, in partnership with parents, students, and the greater community, is to assure each pre-K through fifth grade student receives an engaging, rigorous, and comprehensive education in a caring environment.</i>

**2013 School Status Snapshot**

**Verda James Elementary**

**Natrona #1**

<b>Accountability Rating</b>  <span style="font-size: 2em; color: red;">?</span>  See Note 7
--

School Information			
<b>Basic info</b>	<b>Verda James Elementary</b>		
School ID	1301025		
School Type	K-5		
Enrollment	433		
2012 Graduation Rate			
Year Built	1983		
Certified Instructors	Note 1		
Overall Student/Teacher ratio	Note 1		
% of students with one or more college courses	Note 2		
2012-13 AYP Status: Not In School Improvement, Warning Year			
<b>Student Groups</b>	<u>2011</u>	<u>2012</u>	<u>2013</u>
Students with Disabilities		Note 3	
Economically Disadvantaged		Note 3	
English Learners		Note 3	
<b>Principal</b>			
Steve Ellbogen steve_ellbogen@natronaschools.org			
253-1100			
<b>Mailing Address</b>			
701 Carriage Lane Casper Wyoming, 82609			
Website <a href="#">Verda James Elementary</a>			

	3-8 (PAWS) Note 8		11th Grade ACT Note 8	
	Below Proficient	Proficient and Advanced		
Reading	23%	77%		
Math	16%	84%		
Science	39%	61%		
Writing	Note 4	Note 4	Note 4	
English				
Composite				
<b>Growth</b>				
Reading	Note 1			
Math	Note 1			
Science	Note 1			
Writing	Note 1			

Notes
Note 1 : Data not provided by Wyoming Department of Education (WDE).
Note 2 : Data not available from WDE.
Note 3 : Data not available from WDE.
Note 4 : Writing Scores for SAWS and ACT writing not available.
Note 5: MEMORANDUM NO. 2013-107 from the WDE indicated that cut scores were adjusted because of a "fluctuation in proficiency rates that cannot credibly be attributed to real changes in student performance". See detailed notes concerning this issue.
Note 6 : Accountability Score not provided by WDE.
Note 7: If scores or percentages are blank, then either students were not tested with PAWS/ACT or there were less than five students tested.
Note 8: To protect individual student confidentiality, results are not reported for 5 or fewer students and performance percentages are capped and indicated with>= or <=.
Notes for school:

Mission Statement
<i>Verda James Elementary School empowers all learners to excel academically and socially on life's journey.</i>



**2013 School Status Snapshot**

**Willard Elementary**

**Natrona #1**

<b>Accountability Rating</b>  <span style="font-size: 2em; color: red;">?</span>  See Note 7
--

School Information			
<b>Basic info</b>	<b>Willard Elementary</b>		
School ID		1301027	
School Type		K-5	
Enrollment		202	
2012 Graduation Rate			
Year Built		1950	
Certified Instructors		Note 1	
Overall Student/Teacher ratio		Note 1	
% of students with one or more college courses		Note 2	
2012-13 AYP Status: Not In School Improvement			
<b>Student Groups</b>	<u>2011</u>	<u>2012</u>	<u>2013</u>
Students with Disabilities		Note 3	
Economically Disadvantaged		Note 3	
English Learners		Note 3	
<b>Principal</b>			
Angie Hayes angie_hayes@natronaschools.org			
253-6300			
<b>Mailing Address</b>			
129 North Elk Street Casper Wyoming, 82601			
Website <a href="#">Willard Elementary</a>			

Achievement	3-8 (PAWS) Note 8		11th Grade ACT Note 8
	Below Proficient	Proficient and Advanced	
Reading	40%	<b>60%</b>	
Math	17%	<b>83%</b>	
Science	50%	<b>50%</b>	
Writing	Note 4	Note 4	Note 4
English			
Composite			
<b>Growth</b>			
Reading	Note 1		
Math	Note 1		
Science	Note 1		
Writing	Note 1		

Notes
Note 1 : Data not provided by Wyoming Department of Education (WDE).
Note 2 : Data not available from WDE.
Note 3 : Data not available from WDE.
Note 4 : Writing Scores for SAWS and ACT writing not available.
Note 5: MEMORANDUM NO. 2013-107 from the WDE indicated that cut scores were adjusted because of a "fluctuation in proficiency rates that cannot credibly be attributed to real changes in student performance". See detailed notes concerning this issue.
Note 6 : Accountability Score not provided by WDE.
Note 7: If scores or percentages are blank, then either students were not tested with PAWS/ACT or there were less than five students tested.
Note 8: To protect individual student confidentiality, results are not reported for 5 or fewer students and performance percentages are capped and indicated with>= or <=.
Notes for school:

**Mission Statement**

*The mission of Willard Elementary, where our students come first, is to create a challenging learning environment that encourages high expectations for success!*

**2013 School Status Snapshot**

**Willow Creek Elementary**

**Natrona #1**

<b>Accountability Rating</b>  <span style="font-size: 2em; color: red;">?</span>  See Note 7
--

School Information			
<b>Basic info</b>	<b>Willow Creek Elementary</b>		
School ID	1301028		
School Type	K-6		
Enrollment	4		
2012 Graduation Rate			
Year Built	1966		
Certified Instructors	Note 1		
Overall Student/Teacher ratio	Note 1		
% of students with one or more college courses	Note 2		
2012-13 AYP Status: Not In School Improvement			
<b>Student Groups</b>	<u>2011</u>	<u>2012</u>	<u>2013</u>
Students with Disabilities		Note 3	
Economically Disadvantaged		Note 3	
English Learners		Note 3	
<b>Principal</b>			
Chris Tobin chris_tobin@natronaschools.org			
253-3500			
<b>Mailing Address</b>			
24135 West Willow Creek Road Kaycee Wyoming, 82639			
Website <a href="#">Willow Creek Elementary</a>			

Achievement			
	3-8 (PAWS) Note 8		11th Grade ACT Note 8
	Below Proficient	Proficient and Advanced	
Reading			
Math			
Science			
Writing	Note 4	Note 4	Note 4
English			
Composite			
Growth			
Reading	Note 1		
Math	Note 1		
Science	Note 1		
Writing	Note 1		

Notes
Note 1 : Data not provided by Wyoming Department of Education (WDE).
Note 2 : Data not available from WDE.
Note 3 : Data not available from WDE.
Note 4 : Writing Scores for SAWS and ACT writing not available.
Note 5: MEMORANDUM NO. 2013-107 from the WDE indicated that cut scores were adjusted because of a "fluctuation in proficiency rates that cannot credibly be attributed to real changes in student performance". See detailed notes concerning this issue.
Note 6 : Accountability Score not provided by WDE.
Note 7: If scores or percentages are blank, then either students were not tested with PAWS/ACT or there were less than five students tested.
Note 8: To protect individual student confidentiality, results are not reported for 5 or fewer students and performance percentages are capped and indicated with>= or <=.
Notes for school:

Mission Statement
<i>None located</i>

**2013 School Status Snapshot**

**Woods Learning Center**

**Natrona #1**

<b>Accountability Rating</b>  <span style="font-size: 2em; color: red;">?</span>  See Note 7
--

School Information			
<b>Basic info</b>	<b>Woods Learning Center</b>		
School ID	1301029		
School Type	K-8		
Enrollment	152		
2012 Graduation Rate			
Year Built	1972		
Certified Instructors	Note 1		
Overall Student/Teacher ratio	Note 1		
% of students with one or more college courses	Note 2		
2012-13 AYP Status: Not In School Improvement			
<b>Student Groups</b>	<u>2011</u>	<u>2012</u>	<u>2013</u>
Students with Disabilities		Note 3	
Economically Disadvantaged		Note 3	
English Learners		Note 3	
<b>Principal</b>			
Pamela Hopkins pam_hopkins@natronaschools.org			
253-3900			
<b>Mailing Address</b>			
500 South Walsh Drive Casper Wyoming, 82609			
Website <a href="#">Woods Learning Center</a>			

	3-8 (PAWS) Note 8		11th Grade ACT Note 8	
	Below Proficient	Proficient and Advanced		
Reading	21%	<b>79%</b>		
Math	14%	<b>86%</b>		
Science	29%	<b>71%</b>		
Writing	Note 4	Note 4	Note 4	
English				
Composite				
<b>Growth</b>				
Reading	Note 1			
Math	Note 1			
Science	Note 1			
Writing	Note 1			

Notes
Note 1 : Data not provided by Wyoming Department of Education (WDE).
Note 2 : Data not available from WDE.
Note 3 : Data not available from WDE.
Note 4 : Writing Scores for SAWS and ACT writing not available.
Note 5: MEMORANDUM NO. 2013-107 from the WDE indicated that cut scores were adjusted because of a "fluctuation in proficiency rates that cannot credibly be attributed to real changes in student performance". See detailed notes concerning this issue.
Note 6 : Accountability Score not provided by WDE.
Note 7: If scores or percentages are blank, then either students were not tested with PAWS/ACT or there were less than five students tested.
Note 8: To protect individual student confidentiality, results are not reported for 5 or fewer students and performance percentages are capped and indicated with>= or <=.
Notes for school:

Mission Statement
<i>Our mission is to foster a growth mindset in lifelong learners and responsible citizens of a democracy.</i>

2013 School Status Snapshot

Oregon Trail Elementary

Natrona #1

<b>Accountability Rating</b>  <span style="font-size: 2em; color: red;">?</span>  See Note 7
--

School Information			
<b>Basic info</b>	<b>Oregon Trail Elementary</b>		
School ID	1301031		
School Type	K-5		
Enrollment	322		
2012 Graduation Rate			
Year Built	1986		
Certified Instructors	Note 1		
Overall Student/Teacher ratio	Note 1		
% of students with one or more college courses	Note 2		
2012-13 AYP Status: Not In School Improvement			
<b>Student Groups</b>	<u>2011</u>	<u>2012</u>	<u>2013</u>
Students with Disabilities		Note 3	
Economically Disadvantaged		Note 3	
English Learners		Note 3	
<b>Principal</b>			
Randall Harris randall_harris@natronaschools.org			
253-6200			
<b>Mailing Address</b>			
6332 Buckboard Road Casper Wyoming, 82604			
Website <a href="#">Oregon Trail Elementary</a>			

	3-8 (PAWS) Note 8		11th Grade ACT Note 8	
	Below Proficient	Proficient and Advanced		
Reading	16%	84%		
Math	6%	94%		
Science	14%	86%		
Writing	Note 4	Note 4	Note 4	
English				
Composite				
<b>Growth</b>				
Reading	Note 1			
Math	Note 1			
Science	Note 1			
Writing	Note 1			

Notes
Note 1 : Data not provided by Wyoming Department of Education (WDE).
Note 2 : Data not available from WDE.
Note 3 : Data not available from WDE.
Note 4 : Writing Scores for SAWS and ACT writing not available.
Note 5: MEMORANDUM NO. 2013-107 from the WDE indicated that cut scores were adjusted because of a "fluctuation in proficiency rates that cannot credibly be attributed to real changes in student performance". See detailed notes concerning this issue.
Note 6 : Accountability Score not provided by WDE.
Note 7: If scores or percentages are blank, then either students were not tested with PAWS/ACT or there were less than five students tested.
Note 8: To protect individual student confidentiality, results are not reported for 5 or fewer students and performance percentages are capped and indicated with>= or <=.
Notes for school:

**Mission Statement**

*Oregon Trail is a very child-oriented school with an open-door policy for parents. The first priority is the education and well-being of all children. The entire staff has high expectations of students, both academically and socially. Along with parents, staff members strive to help students become productive citizens as they transition into secondary schools and finally into young adulthood.*

**2013 School Status Snapshot**

**Bar Nunn Elementary**

**Natrona #1**

<b>Accountability Rating</b>  <span style="font-size: 2em; color: red;">?</span>  See Note 7
--

School Information			
<b>Basic info</b>	<b>Bar Nunn Elementary</b>		
School ID		1301033	
School Type		K-6	
Enrollment		210	
2012 Graduation Rate			
Year Built		1986	
Certified Instructors		Note 1	
Overall Student/Teacher ratio		Note 1	
% of students with one or more college courses		Note 2	
2012-13 AYP Status: Not In School Improvement			
<b>Student Groups</b>	<u>2011</u>	<u>2012</u>	<u>2013</u>
Students with Disabilities		Note 3	
Economically Disadvantaged		Note 3	
English Learners		Note 3	
<b>Principal</b>			
Rene Rickabaugh rene_rickabaugh@natronaschools.org			
577-4507			
<b>Mailing Address</b>			
2050 Siebke Drive Casper Wyoming, 82601			
Website <a href="#">Bar Nunn Elementary</a>			

	3-8 (PAWS) Note 8		11th Grade ACT Note 8	
	Below Proficient	Proficient and Advanced		
Reading	39%	<b>61%</b>		
Math	13%	<b>87%</b>		
Science	40%	<b>60%</b>		
Writing	Note 4	Note 4	Note 4	
English				
Composite				
<b>Growth</b>				
Reading	Note 1			
Math	Note 1			
Science	Note 1			
Writing	Note 1			

Notes
Note 1 : Data not provided by Wyoming Department of Education (WDE).
Note 2 : Data not available from WDE.
Note 3 : Data not available from WDE.
Note 4 : Writing Scores for SAWS and ACT writing not available.
Note 5: MEMORANDUM NO. 2013-107 from the WDE indicated that cut scores were adjusted because of a "fluctuation in proficiency rates that cannot credibly be attributed to real changes in student performance". See detailed notes concerning this issue.
Note 6 : Accountability Score not provided by WDE.
Note 7: If scores or percentages are blank, then either students were not tested with PAWS/ACT or there were less than five students tested.
Note 8: To protect individual student confidentiality, results are not reported for 5 or fewer students and performance percentages are capped and indicated with>= or <=.
Notes for school:

Mission Statement
<i>Bar Nunn works to provide an atmosphere that will create a desirable attitude toward learning and a respect and appreciation for work well done. Students deserve the best and they are expected to give their best.</i>

2013 School Status Snapshot

Casper Classical Academy

Natrona #1

<b>Accountability Rating</b>  <span style="font-size: 2em; color: red;">?</span>  See Note 7
--

School Information			
<b>Basic info</b>	<b>Casper Classical Academy</b>		
School ID	1301038		
School Type	6-9		
Enrollment	382		
2012 Graduation Rate			
Year Built	1996		
Certified Instructors	Note 1		
Overall Student/Teacher ratio	Note 1		
% of students with one or more college courses	Note 2		
2012-13 AYP Status: Not In School Improvement			
<b>Student Groups</b>	<u>2011</u>	<u>2012</u>	<u>2013</u>
Students with Disabilities		Note 3	
Economically Disadvantaged		Note 3	
English Learners		Note 3	
<b>Principal</b>			
Marie Puryear marie_puryear@natronaschools.org			
253-3184			
<b>Mailing Address</b>			
900 South Beverly Casper Wyoming, 82601			
Website <a href="#">Casper Classical Academy</a>			

	3-8 (PAWS) Note 8		11th Grade ACT Note 8	
	Below Proficient	Proficient and Advanced		
Reading	14%	86%		
Math	21%	79%		
Science	52%	48%		
Writing	Note 4	Note 4	Note 4	
English				
Composite				
<b>Growth</b>				
Reading	Note 1			
Math	Note 1			
Science	Note 1			
Writing	Note 1			

Notes
Note 1 : Data not provided by Wyoming Department of Education (WDE).
Note 2 : Data not available from WDE.
Note 3 : Data not available from WDE.
Note 4 : Writing Scores for SAWS and ACT writing not available.
Note 5: MEMORANDUM NO. 2013-107 from the WDE indicated that cut scores were adjusted because of a "fluctuation in proficiency rates that cannot credibly be attributed to real changes in student performance". See detailed notes concerning this issue.
Note 6 : Accountability Score not provided by WDE.
Note 7: If scores or percentages are blank, then either students were not tested with PAWS/ACT or there were less than five students tested.
Note 8: To protect individual student confidentiality, results are not reported for 5 or fewer students and performance percentages are capped and indicated with>= or <=.
Notes for school:

Mission Statement
<i>Casper Classical Academy seeks to produce actively engaged students who strive to reach or surpass high expectations. We believe student success relies upon a collaborative relationship among students, parents, and staff. Students will gain the necessary tools to become self-sufficient, responsible lifelong learners through a classical philosophy that focuses upon acquiring fundamental skills, thinking logically, and communicating effectively.</i>

**2013 School Status Snapshot**

**Summit Elementary School**

**Natrona #1**

<b>Accountability Rating</b>  <span style="font-size: 2em; color: red;">?</span>  See Note 7
--

School Information			
<b>Basic info</b>	<b>Summit Elementary School</b>		
School ID	1301039		
School Type	K-5		
Enrollment	290		
2012 Graduation Rate			
Year Built	2010		
Certified Instructors	Note 1		
Overall Student/Teacher ratio	Note 1		
% of students with one or more college courses	Note 2		
2012-13 AYP Status: Not In School Improvement			
<b>Student Groups</b>	<u>2011</u>	<u>2012</u>	<u>2013</u>
Students with Disabilities		Note 3	
Economically Disadvantaged		Note 3	
English Learners		Note 3	
<b>Principal</b>			
Anne Laplante anne_laplante@natronaschools.org			
253-3000			
<b>Mailing Address</b>			
2210 Waterford Street Casper Wyoming, 82609			
Website <a href="#">Summit Elementary School</a>			

	3-8 (PAWS) Note 8		11th Grade ACT Note 8	
	Below Proficient	Proficient and Advanced		
Reading	22%	78%		
Math	10%	90%		
Science	38%	63%		
Writing	Note 4	Note 4	Note 4	
English				
Composite				
<b>Growth</b>				
Reading	Note 1			
Math	Note 1			
Science	Note 1			
Writing	Note 1			

Notes
Note 1 : Data not provided by Wyoming Department of Education (WDE).
Note 2 : Data not available from WDE.
Note 3 : Data not available from WDE.
Note 4 : Writing Scores for SAWS and ACT writing not available.
Note 5: MEMORANDUM NO. 2013-107 from the WDE indicated that cut scores were adjusted because of a "fluctuation in proficiency rates that cannot credibly be attributed to real changes in student performance". See detailed notes concerning this issue.
Note 6 : Accountability Score not provided by WDE.
Note 7: If scores or percentages are blank, then either students were not tested with PAWS/ACT or there were less than five students tested.
Note 8: To protect individual student confidentiality, results are not reported for 5 or fewer students and performance percentages are capped and indicated with>= or <=.
Notes for school:

Mission Statement
<i>Our mission is to prepare children to excel and lead in the 21st Century.</i>

2013 School Status Snapshot

Frontier Middle School

Natrona #1

<b>Accountability Rating</b>  <span style="font-size: 2em; color: red;">?</span>  See Note 7
--

School Information			
<b>Basic info</b>	<b>Frontier Middle School</b>		
School ID	1301048		
School Type	6-8		
Enrollment	169		
2012 Graduation Rate			
Year Built	1995		
Certified Instructors	Note 1		
Overall Student/Teacher ratio	Note 1		
% of students with one or more college courses	Note 2		
2012-13 AYP Status: School Improvement, Year 4			
<b>Student Groups</b>	<u>2011</u>	<u>2012</u>	<u>2013</u>
Students with Disabilities		Note 3	
Economically Disadvantaged		Note 3	
English Learners		Note 3	
<b>Principal</b>			
Casey Cloninger casey_cloninger@natronaschools.org			
253-2300			
<b>Mailing Address</b>			
900 South Beverly Casper Wyoming, 82601			
Website <a href="#">Frontier Middle School</a>			

Achievement	3-8 (PAWS) Note 8		11th Grade ACT Note 8
	Below Proficient	Proficient and Advanced	
Reading	37%	63%	
Math	28%	72%	
Science	53%	47%	
Writing	Note 4	Note 4	Note 4
English			
Composite			
<b>Growth</b>			
Reading	Note 1		
Math	Note 1		
Science	Note 1		
Writing	Note 1		

Notes
Note 1 : Data not provided by Wyoming Department of Education (WDE).
Note 2 : Data not available from WDE.
Note 3 : Data not available from WDE.
Note 4 : Writing Scores for SAWS and ACT writing not available.
Note 5: MEMORANDUM NO. 2013-107 from the WDE indicated that cut scores were adjusted because of a "fluctuation in proficiency rates that cannot credibly be attributed to real changes in student performance". See detailed notes concerning this issue.
Note 6 : Accountability Score not provided by WDE.
Note 7: If scores or percentages are blank, then either students were not tested with PAWS/ACT or there were less than five students tested.
Note 8: To protect individual student confidentiality, results are not reported for 5 or fewer students and performance percentages are capped and indicated with>= or <=.
Notes for school:

Mission Statement
<i>Frontier Middle School is a safe and caring community of learners with adults committed to preparing adolescents for success in the 21st century through integration, collaboration and exploration.</i>



2013 School Status Snapshot

Midwest School

Natrona #1

<b>Accountability Rating</b>  <span style="font-size: 2em; color: red;">?</span>  See Note 7
--

School Information			
<b>Basic info</b>	<b>Midwest School</b>		
School ID	1301049		
School Type	K-12		
Enrollment	183		
2012 Graduation Rate	77.8%		
Year Built	1966		
Certified Instructors	Note 1		
Overall Student/Teacher ratio	Note 1		
% of students with one or more college courses	Note 2		
2012-13 AYP Status: School Improvement, Year 2			
<b>Student Groups</b>	<u>2011</u>	<u>2012</u>	<u>2013</u>
Students with Disabilities		Note 3	
Economically Disadvantaged		Note 3	
English Learners		Note 3	
<b>Principal</b>			
Chris Tobin chris_tobin@natronaschools.org			
253-3500			
<b>Mailing Address</b>			
P.O. Box 368 Midwest Wyoming, 82643			
Website <a href="#">Midwest School</a>			

	3-8 (PAWS) Note 8		11th Grade ACT Note 8	
	Below Proficient	Proficient and Advanced		
Reading	37%	<b>63%</b>	<b>18.8</b>	
Math	27%	<b>73%</b>	<b>17.9</b>	
Science	56%	<b>44%</b>	<b>18.8</b>	
Writing	Note 4	Note 4	Note 4	
English			<b>16.6</b>	
Composite			<b>18.1</b>	
<b>Growth</b>				
Reading	Note 1			
Math	Note 1			
Science	Note 1			
Writing	Note 1			

Notes
Note 1 : Data not provided by Wyoming Department of Education (WDE).
Note 2 : Data not available from WDE.
Note 3 : Data not available from WDE.
Note 4 : Writing Scores for SAWS and ACT writing not available.
Note 5: MEMORANDUM NO. 2013-107 from the WDE indicated that cut scores were adjusted because of a "fluctuation in proficiency rates that cannot credibly be attributed to real changes in student performance". See detailed notes concerning this issue.
Note 6 : Accountability Score not provided by WDE.
Note 7: If scores or percentages are blank, then either students were not tested with PAWS/ACT or there were less than five students tested.
Note 8: To protect individual student confidentiality, results are not reported for 5 or fewer students and performance percentages are capped and indicated with>= or <=.
Notes for school:

Mission Statement
<i>Midwest School will provide a safe and orderly environment conducive to learning so that all students have the opportunity to reach their goals.</i>

2013 School Status Snapshot

C Y Junior High School

Natrona #1

<b>Accountability Rating</b>  <span style="font-size: 2em; color: red;">?</span>  See Note 7
--

School Information			
<b>Basic info</b>	<b>C Y Junior High School</b>		
School ID	1301050		
School Type	6-9		
Enrollment	739		
2012 Graduation Rate			
Year Built	2010		
Certified Instructors	Note 1		
Overall Student/Teacher ratio	Note 1		
% of students with one or more college courses	Note 2		
2012-13 AYP Status: School Improvement, Year 5			
<b>Student Groups</b>	<u>2011</u>	<u>2012</u>	<u>2013</u>
Students with Disabilities		Note 3	
Economically Disadvantaged		Note 3	
English Learners		Note 3	
<b>Principal</b>			
Valerie Braughton valerie_braughton@natronaschools.org			
253-2600			
<b>Mailing Address</b>			
2900 Cyclone Dr Casper Wyoming, 82604			
Website <a href="#">C Y Junior High School</a>			

Achievement	3-8 (PAWS) Note 8		11th Grade ACT Note 8
	Below Proficient	Proficient and Advanced	
Reading	24%	76%	
Math	30%	70%	
Science	55%	45%	
Writing	Note 4	Note 4	Note 4
English			
Composite			
<b>Growth</b>			
Reading	Note 1		
Math	Note 1		
Science	Note 1		
Writing	Note 1		

Notes
Note 1 : Data not provided by Wyoming Department of Education (WDE).
Note 2 : Data not available from WDE.
Note 3 : Data not available from WDE.
Note 4 : Writing Scores for SAWS and ACT writing not available.
Note 5: MEMORANDUM NO. 2013-107 from the WDE indicated that cut scores were adjusted because of a "fluctuation in proficiency rates that cannot credibly be attributed to real changes in student performance". See detailed notes concerning this issue.
Note 6 : Accountability Score not provided by WDE.
Note 7: If scores or percentages are blank, then either students were not tested with PAWS/ACT or there were less than five students tested.
Note 8: To protect individual student confidentiality, results are not reported for 5 or fewer students and performance percentages are capped and indicated with>= or <=.
Notes for school:

Mission Statement
<i>CY Middle School: To empower students, celebrate the culture of learning, develop great minds, and build mutual respect within the CYMS community.</i>

**2013 School Status Snapshot**

**Dean Morgan Junior High School**

**Natrona #1**

<b>Accountability Rating</b>  <span style="font-size: 2em; color: red;">?</span>  See Note 7
--

School Information			
<b>Basic info</b>	<b>Dean Morgan Junior High School</b>		
School ID	1301051		
School Type	6-9		
Enrollment	826		
2012 Graduation Rate			
Year Built	1961		
Certified Instructors	Note 1		
Overall Student/Teacher ratio	Note 1		
% of students with one or more college courses	Note 2		
2012-13 AYP Status: School Improvement, Year 4 (Holding)			
<b>Student Groups</b>	<u>2011</u>	<u>2012</u>	<u>2013</u>
Students with Disabilities		Note 3	
Economically Disadvantaged		Note 3	
English Learners		Note 3	
<b>Principal</b>			
Walt Wilcox walt_wilcox@natronaschools.org			
253-2500			
<b>Mailing Address</b>			
1440 South Elm Casper Wyoming, 82601			
Website <a href="#">Dean Morgan Junior High School</a>			

	3-8 (PAWS) Note 8		11th Grade ACT Note 8
	Below Proficient	Proficient and Advanced	
Reading	23%	77%	
Math	26%	74%	
Science	61%	39%	
Writing	Note 4	Note 4	Note 4
English			
Composite			
<b>Growth</b>			
Reading	Note 1		
Math	Note 1		
Science	Note 1		
Writing	Note 1		

Notes
Note 1 : Data not provided by Wyoming Department of Education (WDE).
Note 2 : Data not available from WDE.
Note 3 : Data not available from WDE.
Note 4 : Writing Scores for SAWS and ACT writing not available.
Note 5: MEMORANDUM NO. 2013-107 from the WDE indicated that cut scores were adjusted because of a "fluctuation in proficiency rates that cannot credibly be attributed to real changes in student performance". See detailed notes concerning this issue.
Note 6 : Accountability Score not provided by WDE.
Note 7: If scores or percentages are blank, then either students were not tested with PAWS/ACT or there were less than five students tested.
Note 8: To protect individual student confidentiality, results are not reported for 5 or fewer students and performance percentages are capped and indicated with>= or <=.
Notes for school:

Mission Statement
<i>Dean Morgan will focus on the total development of each child: Physical, Intellectual, Emotional, and Social.</i>

<b>Accountability Rating</b>  <span style="font-size: 2em; color: red;">?</span>  See Note 7
--

School Information			
<b>Basic info</b>	<b>Centennial Junior High School</b>		
School ID	1301054		
School Type	6-9		
Enrollment	606		
2012 Graduation Rate			
Year Built	1990		
Certified Instructors	Note 1		
Overall Student/Teacher ratio	Note 1		
% of students with one or more college courses	Note 2		
2012-13 AYP Status: School Improvement, Year 3			
<b>Student Groups</b>	<u>2011</u>	<u>2012</u>	<u>2013</u>
Students with Disabilities		Note 3	
Economically Disadvantaged		Note 3	
English Learners		Note 3	
<b>Principal</b>			
Mike Jennings michael_jennings@natronaschools.org			
253-2900			
<b>Mailing Address</b>			
1421 Waterford Casper Wyoming, 82609			
Website <a href="#">Centennial Junior High School</a>			

Achievement	3-8 (PAWS) Note 8		11th Grade ACT Note 8
	Below Proficient	Proficient and Advanced	
Reading	27%	73%	
Math	27%	73%	
Science	65%	35%	
Writing	Note 4	Note 4	Note 4
English			
Composite			
<b>Growth</b>			
Reading	Note 1		
Math	Note 1		
Science	Note 1		
Writing	Note 1		

Notes
Note 1 : Data not provided by Wyoming Department of Education (WDE).
Note 2 : Data not available from WDE.
Note 3 : Data not available from WDE.
Note 4 : Writing Scores for SAWS and ACT writing not available.
Note 5: MEMORANDUM NO. 2013-107 from the WDE indicated that cut scores were adjusted because of a "fluctuation in proficiency rates that cannot credibly be attributed to real changes in student performance". See detailed notes concerning this issue.
Note 6 : Accountability Score not provided by WDE.
Note 7: If scores or percentages are blank, then either students were not tested with PAWS/ACT or there were less than five students tested.
Note 8: To protect individual student confidentiality, results are not reported for 5 or fewer students and performance percentages are capped and indicated with>= or <=.
Notes for school:

Mission Statement
<i>Centennial believes in providing a friendly, positive environment for students and their parents; creating small, grade level communities for learning with flexible organization; teaching a core program that is challenging, integrative, exploratory and results in students who are literate; ensuring success for all students and maintaining high expectations for all; empowering teachers and administrators who are committed to young adolescents to make decisions; staffing middle grade schools with highly qualified teachers expert at teaching young adolescents through varied teaching and learning approaches; improving academic performance through fostering health, wellness, fitness and safety; engaging families; connecting with communities.</i>

2013 School Status Snapshot

Kelly Walsh High School

Natrona #1

<b>Accountability Rating</b>  <span style="font-size: 2em; color: red;">?</span>  See Note 7
--

School Information			
<b>Basic info</b>	<b>Kelly Walsh High School</b>		
School ID	1301055		
School Type	9-12		
Enrollment	1564		
2012 Graduation Rate	79.1%		
Year Built	1965		
Certified Instructors	Note 1		
Overall Student/Teacher ratio	Note 1		
% of students with one or more college courses	Note 2		
2012-13 AYP Status: School Improvement, Year 6			
<b>Student Groups</b>	<u>2011</u>	<u>2012</u>	<u>2013</u>
Students with Disabilities		Note 3	
Economically Disadvantaged		Note 3	
English Learners		Note 3	
<b>Principal</b>			
Bradley Diller brad_diller@natronaschools.org			
253-2000			
<b>Mailing Address</b>			
3500 East 12th Street Casper Wyoming, 82609			
Website <a href="#">Kelly Walsh High School</a>			

Achievement				
	3-8 (PAWS) Note 8		11th Grade ACT Note 8	
	Below Proficient	Proficient and Advanced		
Reading			<b>19.2</b>	
Math			<b>18.8</b>	
Science			<b>19.2</b>	
Writing	Note 4	Note 4	Note 4	
English			<b>18.4</b>	
Composite			<b>19.1</b>	
<b>Growth</b>				
Reading	Note 1			
Math	Note 1			
Science	Note 1			
Writing	Note 1			

Notes
Note 1 : Data not provided by Wyoming Department of Education (WDE).
Note 2 : Data not available from WDE.
Note 3 : Data not available from WDE.
Note 4 : Writing Scores for SAWS and ACT writing not available.
Note 5: MEMORANDUM NO. 2013-107 from the WDE indicated that cut scores were adjusted because of a "fluctuation in proficiency rates that cannot credibly be attributed to real changes in student performance". See detailed notes concerning this issue.
Note 6 : Accountability Score not provided by WDE.
Note 7: If scores or percentages are blank, then either students were not tested with PAWS/ACT or there were less than five students tested.
Note 8: To protect individual student confidentiality, results are not reported for 5 or fewer students and performance percentages are capped and indicated with>= or <=.
Notes for school:

Mission Statement
<i>Within a positive, challenging and safe learning environment, Kelly Walsh High School provides opportunities for all students to develop skills needed to be contributing and responsible community members and to succeed in future endeavors.</i>

**2013 School Status Snapshot**

**Natrona County High School**

**Natrona #1**

<b>Accountability Rating</b>  <span style="font-size: 2em; color: red;">?</span>  See Note 7
--

School Information			
<b>Basic info</b>	<b>Natrona County High School</b>		
School ID		1301057	
School Type		9-12	
Enrollment		1821	
2012 Graduation Rate		74.8%	
Year Built		1928	
Certified Instructors		Note 1	
Overall Student/Teacher ratio		Note 1	
% of students with one or more college courses		Note 2	
2012-13 AYP Status: School Improvement, Year 7			
<b>Student Groups</b>	<u>2011</u>	<u>2012</u>	<u>2013</u>
Students with Disabilities		Note 3	
Economically Disadvantaged		Note 3	
English Learners		Note 3	
<b>Principal</b>			
Dean Kelly dean_kelly@natronaschools.org			
253-1700			
<b>Mailing Address</b>			
930 South Elm Casper Wyoming, 82601			
Website <a href="#">Natrona County High School</a>			

Achievement		3-8 (PAWS) Note 8		11th Grade ACT	
		Below Proficient	Proficient and Advanced	Note 8	
Reading				<b>19.6</b>	
Math				<b>19.1</b>	
Science				<b>19.1</b>	
Writing	Note 4		Note 4	Note 4	
English				<b>18.3</b>	
Composite				<b>19.1</b>	
<b>Growth</b>					
Reading	Note 1				
Math	Note 1				
Science	Note 1				
Writing	Note 1				

Notes
Note 1 : Data not provided by Wyoming Department of Education (WDE).
Note 2 : Data not available from WDE.
Note 3 : Data not available from WDE.
Note 4 : Writing Scores for SAWS and ACT writing not available.
Note 5: MEMORANDUM NO. 2013-107 from the WDE indicated that cut scores were adjusted because of a "fluctuation in proficiency rates that cannot credibly be attributed to real changes in student performance". See detailed notes concerning this issue.
Note 6 : Accountability Score not provided by WDE.
Note 7: If scores or percentages are blank, then either students were not tested with PAWS/ACT or there were less than five students tested.
Note 8: To protect individual student confidentiality, results are not reported for 5 or fewer students and performance percentages are capped and indicated with>= or <=.
Notes for school:

Mission Statement
<i>NCHS Community is committed to preparing responsible and life-long learners who value themselves, contribute to their society, and succeed in a changing world.</i>

**2013 School Status Snapshot**

**Roosevelt High School**

**Natrona #1**

<b>Accountability Rating</b>  <span style="font-size: 2em; color: red;">?</span>  See Note 7
--

School Information			
<b>Basic info</b>	<b>Roosevelt High School</b>		
School ID		1301058	
School Type		7-12	
Enrollment		151	
2012 Graduation Rate		38.0%	
Year Built		1929	
Certified Instructors		Note 1	
Overall Student/Teacher ratio		Note 1	
% of students with one or more college courses		Note 2	
2012-13 AYP Status: School Improvement, Year 6			
<b>Student Groups</b>	<u>2011</u>	<u>2012</u>	<u>2013</u>
Students with Disabilities		Note 3	
Economically Disadvantaged		Note 3	
English Learners		Note 3	
<b>Principal</b>			
Shawna Trujillo shawna_trujillo@natronaschools.org			
253-1400			
<b>Mailing Address</b>			
140 East K Street Casper Wyoming, 82601			
Website <a href="#">Roosevelt High School</a>			

Achievement				
	3-8 (PAWS) Note 8		11th Grade ACT Note 8	
	Below Proficient	Proficient and Advanced		
Reading			<b>14.8</b>	
Math			<b>15.9</b>	
Science			<b>14.5</b>	
Writing	Note 4	Note 4	Note 4	
English			<b>13.7</b>	
Composite			<b>14.9</b>	
<b>Growth</b>				
Reading	Note 1			
Math	Note 1			
Science	Note 1			
Writing	Note 1			

Notes
Note 1 : Data not provided by Wyoming Department of Education (WDE).
Note 2 : Data not available from WDE.
Note 3 : Data not available from WDE.
Note 4 : Writing Scores for SAWS and ACT writing not available.
Note 5: MEMORANDUM NO. 2013-107 from the WDE indicated that cut scores were adjusted because of a "fluctuation in proficiency rates that cannot credibly be attributed to real changes in student performance". See detailed notes concerning this issue.
Note 6 : Accountability Score not provided by WDE.
Note 7: If scores or percentages are blank, then either students were not tested with PAWS/ACT or there were less than five students tested.
Note 8: To protect individual student confidentiality, results are not reported for 5 or fewer students and performance percentages are capped and indicated with>= or <=.
Notes for school:

Mission Statement
<i>None located</i>

# Niobrara County School District #1

Accountability Rating



See Note 5

## District Information

<b>Basic info</b>	<b>Niobrara County School District #1</b>	<b>1401000</b>
Number of Schools		4
Total enrollment		979
Total State and Local Funding (2011-12)		\$10,181,159
Per Student Funding		\$10,400
Per Student Net Unrestricted Assets		\$2,852
Certified Instructors		Note 1
Overall Student/Teacher ratio		Note 1
% of students with one or more college courses		Note 2
2012-13 AYP Status: Not In District Improvement, Warning Year		

<u>Student Groups</u>	<u>2011</u>	<u>2012</u>	<u>2013</u>
Students with Disabilities		Note 3	
Economically Disadvantaged		Note 3	
English Learners		Note 3	

### Superintendent

Jonathan Braack  
334-3793  
braackj@lusk.k12.wy.us

### Mailing Address

P.O. Box 629  
Lusk, Wyoming 82225

## Achievement

	3-8 (PAWS) Note 6			ACT 11th grade scores Note 6		
	Proficient and Advanced	State Proficient and Advanced (including District)	State Proficient and Advanced (excluding District)	District 11th Grade ACT	State 11th Grade ACT (including District)	State 11th Grade ACT (excluding District)
Reading	66.5%	74.6%	74.7%	19.6	20.1	20.1
Math	68.5%	79.0%	79.1%	17.7	19.7	19.7
Science	43.5%	50.8%	50.9%	19.8	19.8	19.8
Writing	Note 4	Note 4	Note 4	Note 4	Note 4	Note 4
English				18.3	18.8	18.8
Composite				18.9	19.7	19.7

## Growth

Reading	Note 5
Math	Note 5
Science	Note 5
Writing	Note 5

## Notes

Note 1: Information not provided by Wyoming Department of Education (WDE).

Note 2: Information not available from WDE

Note 3: Information not provided by WDE.

Note 4: Writing scores for SAWS and ACT not released by WDE.

Note 5: Growth and Accountability data not provided by WDE.

Note 6: To protect individual student confidentiality, results are not reported for 5 or fewer students and performance percentages are capped and indicated with >= or <=.



2013 School Status Snapshot

Lance Creek Elementary

Niobrara #1

<b>Accountability Rating</b>  <span style="font-size: 2em; color: red;">?</span>  See Note 7
--

School Information			
<b>Basic info</b>	<b>Lance Creek Elementary</b>		
School ID	1401003		
School Type	K-8		
Enrollment	39		
2012 Graduation Rate			
Year Built	1984		
Certified Instructors	Note 1		
Overall Student/Teacher ratio	Note 1		
% of students with one or more college courses	Note 2		
2012-13 AYP Status: Not In School Improvement, Warning Year			
<b>Student Groups</b>	<u>2011</u>	<u>2012</u>	<u>2013</u>
Students with Disabilities		Note 3	
Economically Disadvantaged		Note 3	
English Learners		Note 3	
<b>Principal</b>			
Aaron Carr carra@lusk.k12.wy.us			
334-2224 x 1500			
<b>Mailing Address</b>			
P.O. Box 334 Lance Creek Wyoming, 82222			
Website <a href="#">Lance Creek Elementary</a>			

Achievement			
	3-8 (PAWS) Note 8		11th Grade ACT Note 8
	Below Proficient	Proficient and Advanced	
Reading	34%	66%	
Math	28%	72%	
Science			
Writing	Note 4	Note 4	Note 4
English			
Composite			
Growth			
Reading	Note 1		
Math	Note 1		
Science	Note 1		
Writing	Note 1		

Notes
Note 1 : Data not provided by Wyoming Department of Education (WDE).
Note 2 : Data not available from WDE.
Note 3 : Data not available from WDE.
Note 4 : Writing Scores for SAWS and ACT writing not available.
Note 5: MEMORANDUM NO. 2013-107 from the WDE indicated that cut scores were adjusted because of a "fluctuation in proficiency rates that cannot credibly be attributed to real changes in student performance". See detailed notes concerning this issue.
Note 6 : Accountability Score not provided by WDE.
Note 7: If scores or percentages are blank, then either students were not tested with PAWS/ACT or there were less than five students tested.
Note 8: To protect individual student confidentiality, results are not reported for 5 or fewer students and performance percentages are capped and indicated with>= or <=.
Notes for school:

Mission Statement
None located

**2013 School Status Snapshot**

**Lusk Elementary**

**Niobrara #1**

<b>Accountability Rating</b>  <span style="font-size: 2em; color: red;">?</span>  See Note 7
--

School Information			
<b>Basic info</b>	<b>Lusk Elementary</b>		
School ID	1401004		
School Type	K-5		
Enrollment	368		
2012 Graduation Rate			
Year Built	1987		
Certified Instructors	Note 1		
Overall Student/Teacher ratio	Note 1		
% of students with one or more college courses	Note 2		
2012-13 AYP Status: Not In School Improvement, Warning Year			
<b>Student Groups</b>	<u>2011</u>	<u>2012</u>	<u>2013</u>
Students with Disabilities		Note 3	
Economically Disadvantaged		Note 3	
English Learners		Note 3	
<b>Principal</b>			
Aaron Carr carra@lusk.k12.wy.us			
334-2224 x 1500			
<b>Mailing Address</b>			
P.O. Box 1239 Lusk Wyoming, 82225			
Website <a href="#">Lusk Elementary</a>			

	3-8 (PAWS) Note 8		11th Grade ACT Note 8	
	Below Proficient	Proficient and Advanced		
Reading	40%	<b>60%</b>		
Math	28%	<b>72%</b>		
Science	54%	<b>46%</b>		
Writing	Note 4	Note 4	Note 4	
English				
Composite				
<b>Growth</b>				
Reading	Note 1			
Math	Note 1			
Science	Note 1			
Writing	Note 1			

Notes
Note 1 : Data not provided by Wyoming Department of Education (WDE).
Note 2 : Data not available from WDE.
Note 3 : Data not available from WDE.
Note 4 : Writing Scores for SAWS and ACT writing not available.
Note 5: MEMORANDUM NO. 2013-107 from the WDE indicated that cut scores were adjusted because of a "fluctuation in proficiency rates that cannot credibly be attributed to real changes in student performance". See detailed notes concerning this issue.
Note 6 : Accountability Score not provided by WDE.
Note 7: If scores or percentages are blank, then either students were not tested with PAWS/ACT or there were less than five students tested.
Note 8: To protect individual student confidentiality, results are not reported for 5 or fewer students and performance percentages are capped and indicated with>= or <=.
Notes for school:

Mission Statement
<i>The mission and purpose of Lincoln Middle School is to honor all students and stakeholders while developing a safe, respectful, and productive learning environment.</i>

**2013 School Status Snapshot**

**Lusk Middle School**

**Niobrara #1**

<b>Accountability Rating</b>  <span style="font-size: 2em; color: red;">?</span>  See Note 7
--

School Information			
<b>Basic info</b>	<b>Lusk Middle School</b>		
School ID	1401050		
School Type	6-8		
Enrollment	228		
2012 Graduation Rate			
Year Built	1987		
Certified Instructors	Note 1		
Overall Student/Teacher ratio	Note 1		
% of students with one or more college courses	Note 2		
2012-13 AYP Status: Not In School Improvement, Warning Year			
<b>Student Groups</b>	<u>2011</u>	<u>2012</u>	<u>2013</u>
Students with Disabilities		Note 3	
Economically Disadvantaged		Note 3	
English Learners		Note 3	
<b>Principal</b>			
Aaron Carr carra@lusk.k12.wy.us			
334-2224 x 1500			
<b>Mailing Address</b>			
P.O. Box 1239 Lusk Wyoming, 82225			
Website <a href="#">Lusk Middle School</a>			

Achievement	3-8 (PAWS) Note 8		11th Grade ACT Note 8
	Below Proficient	Proficient and Advanced	
Reading	28%	<b>72%</b>	
Math	35%	<b>65%</b>	
Science	59%	<b>41%</b>	
Writing	Note 4	Note 4	Note 4
English			
Composite			
<b>Growth</b>			
Reading	Note 1		
Math	Note 1		
Science	Note 1		
Writing	Note 1		

Notes
Note 1 : Data not provided by Wyoming Department of Education (WDE).
Note 2 : Data not available from WDE.
Note 3 : Data not available from WDE.
Note 4 : Writing Scores for SAWS and ACT writing not available.
Note 5: MEMORANDUM NO. 2013-107 from the WDE indicated that cut scores were adjusted because of a "fluctuation in proficiency rates that cannot credibly be attributed to real changes in student performance". See detailed notes concerning this issue.
Note 6 : Accountability Score not provided by WDE.
Note 7: If scores or percentages are blank, then either students were not tested with PAWS/ACT or there were less than five students tested.
Note 8: To protect individual student confidentiality, results are not reported for 5 or fewer students and performance percentages are capped and indicated with>= or <=.
Notes for school:

Mission Statement
<i>Professional educators, in partnership with families, growing responsible citizens.</i>

2013 School Status Snapshot

Niobrara County High School

Niobrara #1

<b>Accountability Rating</b>  <span style="font-size: 2em; color: red;">?</span>  See Note 7
--

School Information			
<b>Basic info</b>	<b>Niobrara County High School</b>		
School ID		1401055	
School Type		9-12	
Enrollment		344	
2012 Graduation Rate		45.1%	
Year Built		1954	
Certified Instructors		Note 1	
Overall Student/Teacher ratio		Note 1	
% of students with one or more college courses		Note 2	
2012-13 AYP Status: School Improvement, Year 1			
<b>Student Groups</b>	<u>2011</u>	<u>2012</u>	<u>2013</u>
Students with Disabilities		Note 3	
Economically Disadvantaged		Note 3	
English Learners		Note 3	
<b>Principal</b>			
Marty Wood woodm@lusk.k12.wy.us			
334-3793			
<b>Mailing Address</b>			
P.O. Box 1050 Lusk Wyoming, 82225			
Website <a href="#">Niobrara County High School</a>			

Achievement				
	3-8 (PAWS) Note 8		11th Grade ACT Note 8	
	Below Proficient	Proficient and Advanced		
Reading			<b>19.6</b>	
Math			<b>17.7</b>	
Science			<b>19.8</b>	
Writing	Note 4	Note 4	Note 4	
English			<b>18.3</b>	
Composite			<b>18.9</b>	
Growth				
Reading	Note 1			
Math	Note 1			
Science	Note 1			
Writing	Note 1			

Notes
Note 1 : Data not provided by Wyoming Department of Education (WDE).
Note 2 : Data not available from WDE.
Note 3 : Data not available from WDE.
Note 4 : Writing Scores for SAWS and ACT writing not available.
Note 5: MEMORANDUM NO. 2013-107 from the WDE indicated that cut scores were adjusted because of a "fluctuation in proficiency rates that cannot credibly be attributed to real changes in student performance". See detailed notes concerning this issue.
Note 6 : Accountability Score not provided by WDE.
Note 7: If scores or percentages are blank, then either students were not tested with PAWS/ACT or there were less than five students tested.
Note 8: To protect individual student confidentiality, results are not reported for 5 or fewer students and performance percentages are capped and indicated with>= or <=.
Notes for school:

Mission Statement
<i>High Expectations, Effective Teaching, Life Long Learning, Positive Self Concept.</i>

# Park County School District # 1

<b>Accountability Rating</b>  <span style="font-size: 2em; color: red;">?</span>  See Note 5
--

## District Information

<b>Basic info</b>			
<b>Park County School District # 1</b>			<b>1501000</b>
Number of Schools			7
Total enrollment			1722
Total State and Local Funding (2011-12)			\$24,232,435
Per Student Funding			\$14,072
Per Student Net Unrestricted Assets			\$7,021
Certified Instructors			Note 1
Overall Student/Teacher ratio			Note 1
% of students with one or more college courses			Note 2
2012-13 AYP Status: Not In District Improvement			
<b>Student Groups</b>			
	<u>2011</u>	<u>2012</u>	<u>2013</u>
Students with Disabilities		Note 3	
Economically Disadvantaged		Note 3	
English Learners		Note 3	
<b>Superintendent</b>			
Kevin Mitchell			
764-6186			
klm@pcsd1.net			
<b>Mailing Address</b>			
160 North Evarts			
Powell, Wyoming 82435			

## Achievement

	3-8 (PAWS) Note 6			ACT 11th grade scores Note 6		
	Proficient and Advanced	State Proficient and Advanced (including District)	State Proficient and Advanced (excluding District)	District 11th Grade ACT	State 11th Grade ACT (including District)	State 11th Grade ACT (excluding District)
Reading	83.6%	74.6%	74.4%	20.9	20.1	20.1
Math	86.3%	79.0%	78.8%	21.8	19.7	19.6
Science	58.4%	50.8%	50.7%	20.5	19.8	19.8
Writing	Note 4	Note 4	Note 4	Note 4	Note 4	Note 4
English				19.3	18.8	18.8
Composite				20.7	19.7	19.7
<b>Growth</b>						
Reading	Note 5					
Math	Note 5					
Science	Note 5					
Writing	Note 5					

## Notes

Note 1: Information not provided by Wyoming Department of Education (WDE).

Note 2: Information not available from WDE

Note 3: Information not provided by WDE.

Note 4: Writing scores for SAWS and ACT not released by WDE.

Note 5: Growth and Accountability data not provided by WDE.

Note 6: To protect individual student confidentiality, results are not reported for 5 or fewer students and performance percentages are capped and indicated with >= or <=.

**2013 School Status Snapshot**

**Clark Elementary**

**Park # 1**

<b>Accountability Rating</b>  <span style="font-size: 2em; color: red;">?</span>  See Note 7
--

School Information			
<b>Basic info</b>	<b>Clark Elementary</b>		
School ID	1501001		
School Type	K-5		
Enrollment	8		
2012 Graduation Rate			
Year Built	1968		
Certified Instructors	Note 1		
Overall Student/Teacher ratio	Note 1		
% of students with one or more college courses	Note 2		
2012-13 AYP Status: Not In School Improvement			
<b>Student Groups</b>	<u>2011</u>	<u>2012</u>	<u>2013</u>
Students with Disabilities		Note 3	
Economically Disadvantaged		Note 3	
English Learners		Note 3	
<b>Principal</b>			
Brent Walker bwalker@park1.k12.wy.us			
764-6184			
<b>Mailing Address</b>			
160 North Evarts Powell Wyoming, 82435			
Website <a href="#">Clark Elementary</a>			

Achievement			
	3-8 (PAWS) Note 8		11th Grade ACT Note 8
	Below Proficient	Proficient and Advanced	
Reading			
Math			
Science			
Writing	Note 4	Note 4	Note 4
English			
Composite			
Growth			
Reading	Note 1		
Math	Note 1		
Science	Note 1		
Writing	Note 1		

Notes
Note 1 : Data not provided by Wyoming Department of Education (WDE).
Note 2 : Data not available from WDE.
Note 3 : Data not available from WDE.
Note 4 : Writing Scores for SAWS and ACT writing not available.
Note 5: MEMORANDUM NO. 2013-107 from the WDE indicated that cut scores were adjusted because of a "fluctuation in proficiency rates that cannot credibly be attributed to real changes in student performance". See detailed notes concerning this issue.
Note 6 : Accountability Score not provided by WDE.
Note 7: If scores or percentages are blank, then either students were not tested with PAWS/ACT or there were less than five students tested.
Note 8: To protect individual student confidentiality, results are not reported for 5 or fewer students and performance percentages are capped and indicated with>= or <=.
Notes for school:

Mission Statement
<i>Clark Elementary "Squeels" for success -- Student Quality and Understanding Ensures an Education for Lifetime Success.</i>

**2013 School Status Snapshot**

**Parkside Elementary**

**Park # 1**

<b>Accountability Rating</b>  <span style="font-size: 2em; color: red;">?</span>  See Note 7
--

School Information			
<b>Basic info</b>	<b>Parkside Elementary</b>		
School ID	1501002		
School Type	K-5		
Enrollment	212		
2012 Graduation Rate			
Year Built	1948		
Certified Instructors	Note 1		
Overall Student/Teacher ratio	Note 1		
% of students with one or more college courses	Note 2		
2012-13 AYP Status: Not In School Improvement			
<b>Student Groups</b>	<u>2011</u>	<u>2012</u>	<u>2013</u>
Students with Disabilities		Note 3	
Economically Disadvantaged		Note 3	
English Learners		Note 3	
<b>Principal</b>			
Kenny Jones klj@pcsd1.net			
754-5187			
<b>Mailing Address</b>			
160 North Evarts Powell Wyoming, 82435			
Website <a href="#">Parkside Elementary</a>			

	3-8 (PAWS) Note 8		11th Grade ACT Note 8	
	Below Proficient	Proficient and Advanced		
Reading	13%	<b>87%</b>		
Math	4%	<b>96%</b>		
Science	40%	<b>60%</b>		
Writing	Note 4	Note 4	Note 4	
English				
Composite				
<b>Growth</b>				
Reading	Note 1			
Math	Note 1			
Science	Note 1			
Writing	Note 1			

Notes
Note 1 : Data not provided by Wyoming Department of Education (WDE).
Note 2 : Data not available from WDE.
Note 3 : Data not available from WDE.
Note 4 : Writing Scores for SAWS and ACT writing not available.
Note 5: MEMORANDUM NO. 2013-107 from the WDE indicated that cut scores were adjusted because of a "fluctuation in proficiency rates that cannot credibly be attributed to real changes in student performance". See detailed notes concerning this issue.
Note 6 : Accountability Score not provided by WDE.
Note 7: If scores or percentages are blank, then either students were not tested with PAWS/ACT or there were less than five students tested.
Note 8: To protect individual student confidentiality, results are not reported for 5 or fewer students and performance percentages are capped and indicated with>= or <=.
Notes for school:

Mission Statement
<i>The Parkside Elementary Staff and parents will help each student acquire knowledge, skills, and attitudes to become a productive, responsible, inquisitive, divergent, evaluative learner.</i>

**2013 School Status Snapshot**

**Southside Elementary**

**Park # 1**

<b>Accountability Rating</b>  <span style="font-size: 2em; color: red;">?</span>  See Note 7
--

School Information			
<b>Basic info</b>	<b>Southside Elementary</b>		
School ID	1501003		
School Type	K-5		
Enrollment	327		
2012 Graduation Rate			
Year Built	2008		
Certified Instructors	Note 1		
Overall Student/Teacher ratio	Note 1		
% of students with one or more college courses	Note 2		
2012-13 AYP Status: Not In School Improvement			
<b>Student Groups</b>	<u>2011</u>	<u>2012</u>	<u>2013</u>
Students with Disabilities		Note 3	
Economically Disadvantaged		Note 3	
English Learners		Note 3	
<b>Principal</b>			
Scott Schiller srs@pcsd1.net			
764-6183			
<b>Mailing Address</b>			
160 North Evarts Powell Wyoming, 82435			
Website <a href="#">Southside Elementary</a>			

	3-8 (PAWS) Note 8		11th Grade ACT Note 8	
	Below Proficient	Proficient and Advanced		
Reading	11%	<b>89%</b>		
Math	4%	<b>96%</b>		
Science	15%	<b>85%</b>		
Writing	Note 4	Note 4	Note 4	
English				
Composite				
<b>Growth</b>				
Reading	Note 1			
Math	Note 1			
Science	Note 1			
Writing	Note 1			

Notes
Note 1 : Data not provided by Wyoming Department of Education (WDE).
Note 2 : Data not available from WDE.
Note 3 : Data not available from WDE.
Note 4 : Writing Scores for SAWS and ACT writing not available.
Note 5: MEMORANDUM NO. 2013-107 from the WDE indicated that cut scores were adjusted because of a "fluctuation in proficiency rates that cannot credibly be attributed to real changes in student performance". See detailed notes concerning this issue.
Note 6 : Accountability Score not provided by WDE.
Note 7: If scores or percentages are blank, then either students were not tested with PAWS/ACT or there were less than five students tested.
Note 8: To protect individual student confidentiality, results are not reported for 5 or fewer students and performance percentages are capped and indicated with>= or <=.
Notes for school:

Mission Statement
<i>It is the primary mission of Southside Elementary School to prepare all students to be: problem solvers, effective communicators, cooperative participants, responsible citizens, lifelong learners.</i>



2013 School Status Snapshot

Westside Elementary

Park # 1

<b>Accountability Rating</b>  <span style="font-size: 2em; color: red;">?</span>  See Note 7
--

School Information			
<b>Basic info</b>	<b>Westside Elementary</b>		
School ID	1501004		
School Type	K-5		
Enrollment	312		
2012 Graduation Rate			
Year Built	2011		
Certified Instructors	Note 1		
Overall Student/Teacher ratio	Note 1		
% of students with one or more college courses	Note 2		
2012-13 AYP Status: Not In School Improvement			
<b>Student Groups</b>	<u>2011</u>	<u>2012</u>	<u>2013</u>
Students with Disabilities		Note 3	
Economically Disadvantaged		Note 3	
English Learners		Note 3	
<b>Principal</b>			
Brent Walker bw@pcsd1.net			
764-6184			
<b>Mailing Address</b>			
160 North Evarts Powell Wyoming, 82435			
Website <a href="#">Westside Elementary</a>			

	3-8 (PAWS) Note 8		11th Grade ACT Note 8	
	Below Proficient	Proficient and Advanced		
Reading	19%	<b>81%</b>		
Math	13%	<b>87%</b>		
Science	33%	<b>67%</b>		
Writing	Note 4	Note 4	Note 4	
English				
Composite				
<b>Growth</b>				
Reading	Note 1			
Math	Note 1			
Science	Note 1			
Writing	Note 1			

Notes
Note 1 : Data not provided by Wyoming Department of Education (WDE).
Note 2 : Data not available from WDE.
Note 3 : Data not available from WDE.
Note 4 : Writing Scores for SAWS and ACT writing not available.
Note 5: MEMORANDUM NO. 2013-107 from the WDE indicated that cut scores were adjusted because of a "fluctuation in proficiency rates that cannot credibly be attributed to real changes in student performance". See detailed notes concerning this issue.
Note 6 : Accountability Score not provided by WDE.
Note 7: If scores or percentages are blank, then either students were not tested with PAWS/ACT or there were less than five students tested.
Note 8: To protect individual student confidentiality, results are not reported for 5 or fewer students and performance percentages are capped and indicated with>= or <=.
Notes for school:

Mission Statement
<i>In a safe, orderly and positive environment, where learning is valued and differences are accepted, each child will achieve mastery of ++++District standards and will develop and progress intellectually, socially, emotionally and physically as an individual.</i>

**2013 School Status Snapshot**

**Powell Middle School**

**Park # 1**

<b>Accountability Rating</b>  <span style="font-size: 2em; color: red;">?</span>  See Note 7
--

School Information			
<b>Basic info</b>	<b>Powell Middle School</b>		
School ID	1501050		
School Type	6-8		
Enrollment	379		
2012 Graduation Rate			
Year Built	1938		
Certified Instructors	Note 1		
Overall Student/Teacher ratio	Note 1		
% of students with one or more college courses	Note 2		
2012-13 AYP Status: School Improvement, Year 1 (Holding)			
<b>Student Groups</b>	<u>2011</u>	<u>2012</u>	<u>2013</u>
Students with Disabilities		Note 3	
Economically Disadvantaged		Note 3	
English Learners		Note 3	
<b>Principal</b>			
Jason Sleep jwsleep@park1.k12.wy.us			
754-5716			
<b>Mailing Address</b>			
160 North Evarts Powell Wyoming, 82435			
Website <a href="#">Powell Middle School</a>			

	3-8 (PAWS) Note 8		11th Grade ACT Note 8	
	Below Proficient	Proficient and Advanced		
Reading	19%	<b>81%</b>		
Math	21%	<b>79%</b>		
Science	59%	<b>41%</b>		
Writing	Note 4	Note 4	Note 4	
English				
Composite				
<b>Growth</b>				
Reading	Note 1			
Math	Note 1			
Science	Note 1			
Writing	Note 1			

Notes
Note 1 : Data not provided by Wyoming Department of Education (WDE).
Note 2 : Data not available from WDE.
Note 3 : Data not available from WDE.
Note 4 : Writing Scores for SAWS and ACT writing not available.
Note 5: MEMORANDUM NO. 2013-107 from the WDE indicated that cut scores were adjusted because of a "fluctuation in proficiency rates that cannot credibly be attributed to real changes in student performance". See detailed notes concerning this issue.
Note 6 : Accountability Score not provided by WDE.
Note 7: If scores or percentages are blank, then either students were not tested with PAWS/ACT or there were less than five students tested.
Note 8: To protect individual student confidentiality, results are not reported for 5 or fewer students and performance percentages are capped and indicated with>= or <=.
Notes for school:

Mission Statement
<i>Partnering with our community in a dynamic, global society, our mission is to empower our students to be lifelong learners by providing a safe, progressive, student-centered learning experience.</i>

**2013 School Status Snapshot**

**Powell High School**

**Park # 1**

<b>Accountability Rating</b>  <span style="font-size: 2em; color: red;">?</span>  See Note 7
--

School Information			
<b>Basic info</b>	<b>Powell High School</b>		
School ID		1501055	
School Type		9-12	
Enrollment		464	
2012 Graduation Rate		86.6%	
Year Built		2007	
Certified Instructors		Note 1	
Overall Student/Teacher ratio		Note 1	
% of students with one or more college courses		Note 2	
2012-13 AYP Status: Not In School Improvement, Warning Year			
<b>Student Groups</b>	<u>2011</u>	<u>2012</u>	<u>2013</u>
Students with Disabilities		Note 3	
Economically Disadvantaged		Note 3	
English Learners		Note 3	
<b>Principal</b>			
James Kuhn jrk@pcsd1.net			
764-6181			
<b>Mailing Address</b>			
160 North Evarts Powell Wyoming, 82435			
Website <a href="#">Powell High School</a>			

Achievement		3-8 (PAWS) Note 8		11th Grade ACT Note 8
	Below Proficient	Proficient and Advanced		
Reading			<b>21.1</b>	
Math			<b>21.9</b>	
Science			<b>20.5</b>	
Writing	Note 4	Note 4	Note 4	
English			<b>19.5</b>	
Composite			<b>20.9</b>	
Growth				
Reading	Note 1			
Math	Note 1			
Science	Note 1			
Writing	Note 1			

Notes
Note 1 : Data not provided by Wyoming Department of Education (WDE).
Note 2 : Data not available from WDE.
Note 3 : Data not available from WDE.
Note 4 : Writing Scores for SAWS and ACT writing not available.
Note 5: MEMORANDUM NO. 2013-107 from the WDE indicated that cut scores were adjusted because of a "fluctuation in proficiency rates that cannot credibly be attributed to real changes in student performance". See detailed notes concerning this issue.
Note 6 : Accountability Score not provided by WDE.
Note 7: If scores or percentages are blank, then either students were not tested with PAWS/ACT or there were less than five students tested.
Note 8: To protect individual student confidentiality, results are not reported for 5 or fewer students and performance percentages are capped and indicated with>= or <=.
Notes for school:

Mission Statement
<i>Partnering with our community in a dynamic, global society, our mission is to empower our students to be lifelong learners by providing a safe, progressive, student-centered learning experience.</i>

2013 School Status Snapshot

Shoshone Learning Center

Park # 1

<b>Accountability Rating</b>  <span style="font-size: 2em; color: red;">?</span>  See Note 7
--

School Information			
<b>Basic info</b>	<b>Shoshone Learning Center</b>		
School ID		1501056	
School Type		9-12	
Enrollment		20	
2012 Graduation Rate		50.0%	
Year Built		1958	
Certified Instructors		Note 1	
Overall Student/Teacher ratio		Note 1	
% of students with one or more college courses		Note 2	
2012-13 AYP Status: School Improvement, Year 1			
<b>Student Groups</b>	<u>2011</u>	<u>2012</u>	<u>2013</u>
Students with Disabilities		Note 3	
Economically Disadvantaged		Note 3	
English Learners		Note 3	
<b>Principal</b>			
Ginger Sleep ggs@pcsd1.net			
764-6187			
<b>Mailing Address</b>			
160 North Evarts Powell Wyoming, 82435			
Website <a href="#">Shoshone Learning Center</a>			

Achievement				
	3-8 (PAWS) Note 8		11th Grade ACT Note 8	
	Below Proficient	Proficient and Advanced		
Reading			<b>17.9</b>	
Math			<b>19.6</b>	
Science			<b>19.6</b>	
Writing	Note 4	Note 4	Note 4	
English			<b>15.6</b>	
Composite			<b>18.3</b>	
<b>Growth</b>				
Reading	Note 1			
Math	Note 1			
Science	Note 1			
Writing	Note 1			

Notes
Note 1 : Data not provided by Wyoming Department of Education (WDE).
Note 2 : Data not available from WDE.
Note 3 : Data not available from WDE.
Note 4 : Writing Scores for SAWS and ACT writing not available.
Note 5: MEMORANDUM NO. 2013-107 from the WDE indicated that cut scores were adjusted because of a "fluctuation in proficiency rates that cannot credibly be attributed to real changes in student performance". See detailed notes concerning this issue.
Note 6 : Accountability Score not provided by WDE.
Note 7: If scores or percentages are blank, then either students were not tested with PAWS/ACT or there were less than five students tested.
Note 8: To protect individual student confidentiality, results are not reported for 5 or fewer students and performance percentages are capped and indicated with>= or <=.
Notes for school:

Mission Statement
<i>Preparing students for life through personal responsibility and decision making.</i>

## Park County School District # 6

Accountability Rating



See Note 5

District Information			
<b>Basic info</b> <b>Park County School District # 6</b> <b>1506000</b>			
Number of Schools			7
Total enrollment			2136
Total State and Local Funding (2011-12)			\$29,866,324
Per Student Funding			\$13,982
Per Student Net Unrestricted Assets			\$1,819
Certified Instructors			Note 1
Overall Student/Teacher ratio			Note 1
% of students with one or more college courses			Note 2
2012-13 AYP Status: Not In District Improvement, Warning Year			
<b>Student Groups</b>			
	<u>2011</u>	<u>2012</u>	<u>2013</u>
Students with Disabilities		Note 3	
Economically Disadvantaged		Note 3	
English Learners		Note 3	
<b>Superintendent</b>			
Ray Schulte			
587-4253			
rayschulte@park6.org			
<b>Mailing Address</b>			
919 Cody Avenue			
Cody, Wyoming 82414			

Achievement		3-8 (PAWS)    Note 6			ACT 11th grade scores Note 6		
	Proficient and Advanced	State Proficient and Advanced (including District)	State Proficient and Advanced (excluding District)	District 11th Grade ACT	State 11th Grade ACT (including District)	State 11th Grade ACT (excluding District)	
Reading	81.1%	74.6%	74.5%	20.8	20.1	20.1	
Math	85.2%	79.0%	78.8%	20.2	19.7	19.6	
Science	60.1%	50.8%	50.6%	20.5	19.8	19.8	
Writing	Note 4	Note 4	Note 4	Note 4	Note 4	Note 4	
English				19.4	18.8	18.8	
Composite				20.4	19.7	19.7	
<b>Growth</b>							
Reading	Note 5						
Math	Note 5						
Science	Note 5						
Writing	Note 5						

Notes
Note 1: Information not provided by Wyoming Department of Education (WDE).
Note 2: Information not available from WDE
Note 3: Information not provided by WDE.
Note 4: Writing scores for SAWS and ACT not released by WDE.
Note 5: Growth and Accountability data not provided by WDE.
Note 6: To protect individual student confidentiality, results are not reported for 5 or fewer students and performance percentages are capped and indicated with >= or <=.

2013 School Status Snapshot

Eastside Elementary

Park # 6

<b>Accountability Rating</b>  <span style="font-size: 2em; color: red;">?</span>  See Note 7
--

School Information			
<b>Basic info</b>	<b>Eastside Elementary</b>		
School ID	1506001		
School Type	K-5		
Enrollment	286		
2012 Graduation Rate			
Year Built	1961		
Certified Instructors	Note 1		
Overall Student/Teacher ratio	Note 1		
% of students with one or more college courses	Note 2		
2012-13 AYP Status: Not In School Improvement, Warning Year			
<b>Student Groups</b>	<u>2011</u>	<u>2012</u>	<u>2013</u>
Students with Disabilities		Note 3	
Economically Disadvantaged		Note 3	
English Learners		Note 3	
<b>Principal</b>			
Jill Donley jilldonley@park6.org			
587-4275			
<b>Mailing Address</b>			
919 Cody Avenue Cody Wyoming, 82414			
Website <a href="#">Eastside Elementary</a>			

	3-8 (PAWS) Note 8		11th Grade ACT Note 8
	Below Proficient	Proficient and Advanced	
Reading	28%	<b>72%</b>	
Math	13%	<b>87%</b>	
Science	43%	<b>57%</b>	
Writing	Note 4	Note 4	Note 4
English			
Composite			
<b>Growth</b>			
Reading	Note 1		
Math	Note 1		
Science	Note 1		
Writing	Note 1		

Notes
Note 1 : Data not provided by Wyoming Department of Education (WDE).
Note 2 : Data not available from WDE.
Note 3 : Data not available from WDE.
Note 4 : Writing Scores for SAWS and ACT writing not available.
Note 5: MEMORANDUM NO. 2013-107 from the WDE indicated that cut scores were adjusted because of a "fluctuation in proficiency rates that cannot credibly be attributed to real changes in student performance". See detailed notes concerning this issue.
Note 6 : Accountability Score not provided by WDE.
Note 7: If scores or percentages are blank, then either students were not tested with PAWS/ACT or there were less than five students tested.
Note 8: To protect individual student confidentiality, results are not reported for 5 or fewer students and performance percentages are capped and indicated with>= or <=.
Notes for school:

Mission Statement
None located

**2013 School Status Snapshot**

**Sunset Elementary**

**Park # 6**

<b>Accountability Rating</b>  <span style="font-size: 2em; color: red;">?</span>  See Note 7
--

School Information			
<b>Basic info</b>	<b>Sunset Elementary</b>		
School ID	1506002		
School Type	K-5		
Enrollment	320		
2012 Graduation Rate			
Year Built	2010		
Certified Instructors	Note 1		
Overall Student/Teacher ratio	Note 1		
% of students with one or more college courses	Note 2		
2012-13 AYP Status: Not In School Improvement, Warning Year			
<b>Student Groups</b>	<u>2011</u>	<u>2012</u>	<u>2013</u>
Students with Disabilities		Note 3	
Economically Disadvantaged		Note 3	
English Learners		Note 3	
<b>Principal</b>			
Brenda Farmer b_farmer@park6.org			
587-4279			
<b>Mailing Address</b>			
919 Cody Avenue Cody Wyoming, 82414			
Website <a href="#">Sunset Elementary</a>			

	3-8 (PAWS) Note 8		11th Grade ACT Note 8
	Below Proficient	Proficient and Advanced	
Reading	23%	77%	
Math	14%	86%	
Science	36%	64%	
Writing	Note 4	Note 4	Note 4
English			
Composite			
<b>Growth</b>			
Reading	Note 1		
Math	Note 1		
Science	Note 1		
Writing	Note 1		


Notes
Note 1 : Data not provided by Wyoming Department of Education (WDE).
Note 2 : Data not available from WDE.
Note 3 : Data not available from WDE.
Note 4 : Writing Scores for SAWS and ACT writing not available.
Note 5: MEMORANDUM NO. 2013-107 from the WDE indicated that cut scores were adjusted because of a "fluctuation in proficiency rates that cannot credibly be attributed to real changes in student performance". See detailed notes concerning this issue.
Note 6 : Accountability Score not provided by WDE.
Note 7: If scores or percentages are blank, then either students were not tested with PAWS/ACT or there were less than five students tested.
Note 8: To protect individual student confidentiality, results are not reported for 5 or fewer students and performance percentages are capped and indicated with>= or <=.
Notes for school:

Mission Statement
<i>Excellence in Teaching – Learning for All.</i>

**2013 School Status Snapshot**

**Valley Elementary**

**Park # 6**

<b>Accountability Rating</b>    See Note 7
---

School Information			
<b>Basic info</b>	<b>Valley Elementary</b>		
School ID	1506003		
School Type	K-5		
Enrollment	6		
2012 Graduation Rate			
Year Built	1902		
Certified Instructors	Note 1		
Overall Student/Teacher ratio	Note 1		
% of students with one or more college courses	Note 2		
2012-13 AYP Status: Not In School Improvement			
<b>Student Groups</b>	<u>2011</u>	<u>2012</u>	<u>2013</u>
Students with Disabilities		Note 3	
Economically Disadvantaged		Note 3	
English Learners		Note 3	
<b>Principal</b>			
Kelly Merager kellymerager@park6.org			
587-4275 x 5505			
<b>Mailing Address</b>			
919 Cody Avenue Cody Wyoming, 82414			
Website <a href="#">Valley Elementary</a>			

Achievement			
	3-8 (PAWS) Note 8		11th Grade ACT Note 8
	Below Proficient	Proficient and Advanced	
Reading			
Math			
Science			
Writing	Note 4	Note 4	Note 4
English			
Composite			
Growth			
Reading	Note 1		
Math	Note 1		
Science	Note 1		
Writing	Note 1		

Notes
Note 1 : Data not provided by Wyoming Department of Education (WDE).
Note 2 : Data not available from WDE.
Note 3 : Data not available from WDE.
Note 4 : Writing Scores for SAWS and ACT writing not available.
Note 5: MEMORANDUM NO. 2013-107 from the WDE indicated that cut scores were adjusted because of a "fluctuation in proficiency rates that cannot credibly be attributed to real changes in student performance". See detailed notes concerning this issue.
Note 6 : Accountability Score not provided by WDE.
Note 7: If scores or percentages are blank, then either students were not tested with PAWS/ACT or there were less than five students tested.
Note 8: To protect individual student confidentiality, results are not reported for 5 or fewer students and performance percentages are capped and indicated with>= or <=.
Notes for school:

Mission Statement
<i>We promise to develop responsible learners with the skill and knowledge to succeed in an ever-changing world.</i>



**2013 School Status Snapshot**

**Wapiti Elementary**

**Park # 6**

<b>Accountability Rating</b>  <span style="font-size: 2em; color: red;">?</span>  See Note 7
--

School Information			
<b>Basic info</b>	<b>Wapiti Elementary</b>		
School ID	1506004		
School Type	K-5		
Enrollment	15		
2012 Graduation Rate			
Year Built	1914		
Certified Instructors	Note 1		
Overall Student/Teacher ratio	Note 1		
% of students with one or more college courses	Note 2		
2012-13 AYP Status: Not In School Improvement			
<b>Student Groups</b>	<u>2011</u>	<u>2012</u>	<u>2013</u>
Students with Disabilities		Note 3	
Economically Disadvantaged		Note 3	
English Learners		Note 3	
<b>Principal</b>			
Kelly Merager kellymerager@park6.org			
587-4275 x 5505			
<b>Mailing Address</b>			
919 Cody Avenue Cody Wyoming, 82414			
Website <a href="#">Wapiti Elementary</a>			

	3-8 (PAWS) Note 8		11th Grade ACT Note 8	
	Below Proficient	Proficient and Advanced		
Reading	0%	100%		
Math	0%	100%		
Science				
Writing	Note 4	Note 4	Note 4	
English				
Composite				
<b>Growth</b>				
Reading	Note 1			
Math	Note 1			
Science	Note 1			
Writing	Note 1			

Notes
Note 1 : Data not provided by Wyoming Department of Education (WDE).
Note 2 : Data not available from WDE.
Note 3 : Data not available from WDE.
Note 4 : Writing Scores for SAWS and ACT writing not available.
Note 5: MEMORANDUM NO. 2013-107 from the WDE indicated that cut scores were adjusted because of a "fluctuation in proficiency rates that cannot credibly be attributed to real changes in student performance". See detailed notes concerning this issue.
Note 6 : Accountability Score not provided by WDE.
Note 7: If scores or percentages are blank, then either students were not tested with PAWS/ACT or there were less than five students tested.
Note 8: To protect individual student confidentiality, results are not reported for 5 or fewer students and performance percentages are capped and indicated with>= or <=.
Notes for school:

Mission Statement
<i>We promise to develop responsible learners with the skill and knowledge to succeed in an ever-changing world.</i>

2013 School Status Snapshot

Glenn Livingston Elementary

Park # 6

<b>Accountability Rating</b>  <span style="font-size: 2em; color: red;">?</span>  See Note 7
--

School Information			
<b>Basic info</b>	<b>Glenn Livingston Elementary</b>		
School ID	1506005		
School Type	K-5		
Enrollment	332		
2012 Graduation Rate			
Year Built	1978		
Certified Instructors	Note 1		
Overall Student/Teacher ratio	Note 1		
% of students with one or more college courses	Note 2		
2012-13 AYP Status: Not In School Improvement			
<b>Student Groups</b>	<u>2011</u>	<u>2012</u>	<u>2013</u>
Students with Disabilities		Note 3	
Economically Disadvantaged		Note 3	
English Learners		Note 3	
<b>Principal</b>			
Tom Cook tomcook@park6.org			
587-4271			
<b>Mailing Address</b>			
919 Cody Avenue Cody Wyoming, 82414			
Website <a href="#">Glenn Livingston Elementary</a>			

	3-8 (PAWS) Note 8		11th Grade ACT Note 8	
	Below Proficient	Proficient and Advanced		
Reading	5%	95%		
Math	2%	98%		
Science	17%	83%		
Writing	Note 4	Note 4	Note 4	
English				
Composite				
<b>Growth</b>				
Reading	Note 1			
Math	Note 1			
Science	Note 1			
Writing	Note 1			

Notes
Note 1 : Data not provided by Wyoming Department of Education (WDE).
Note 2 : Data not available from WDE.
Note 3 : Data not available from WDE.
Note 4 : Writing Scores for SAWS and ACT writing not available.
Note 5: MEMORANDUM NO. 2013-107 from the WDE indicated that cut scores were adjusted because of a "fluctuation in proficiency rates that cannot credibly be attributed to real changes in student performance". See detailed notes concerning this issue.
Note 6 : Accountability Score not provided by WDE.
Note 7: If scores or percentages are blank, then either students were not tested with PAWS/ACT or there were less than five students tested.
Note 8: To protect individual student confidentiality, results are not reported for 5 or fewer students and performance percentages are capped and indicated with>= or <=.
Notes for school:

Mission Statement
<i>Expectations, Effort, Excellence!</i>

2013 School Status Snapshot

Cody Middle School

Park # 6

<b>Accountability Rating</b>  <span style="font-size: 2em; color: red;">?</span>  See Note 7
--

School Information			
<b>Basic info</b>	<b>Cody Middle School</b>		
School ID		1506050	
School Type		6-8	
Enrollment		456	
2012 Graduation Rate			
Year Built		1996	
Certified Instructors		Note 1	
Overall Student/Teacher ratio		Note 1	
% of students with one or more college courses		Note 2	
2012-13 AYP Status: School Improvement, Year 1 (Holding)			
<b>Student Groups</b>	<u>2011</u>	<u>2012</u>	<u>2013</u>
Students with Disabilities		Note 3	
Economically Disadvantaged		Note 3	
English Learners		Note 3	
<b>Principal</b>			
Tim Foley timfoley@park6.org			
587-4273 x 5302			
<b>Mailing Address</b>			
919 Cody Avenue Cody Wyoming, 82414			
Website <a href="#">Cody Middle School</a>			

	3-8 (PAWS) Note 8		11th Grade ACT Note 8	
	Below Proficient	Proficient and Advanced		
Reading	20%	80%		
Math	20%	80%		
Science	49%	51%		
Writing	Note 4	Note 4	Note 4	
English				
Composite				
<b>Growth</b>				
Reading	Note 1			
Math	Note 1			
Science	Note 1			
Writing	Note 1			

Notes
Note 1 : Data not provided by Wyoming Department of Education (WDE).
Note 2 : Data not available from WDE.
Note 3 : Data not available from WDE.
Note 4 : Writing Scores for SAWS and ACT writing not available.
Note 5: MEMORANDUM NO. 2013-107 from the WDE indicated that cut scores were adjusted because of a "fluctuation in proficiency rates that cannot credibly be attributed to real changes in student performance". See detailed notes concerning this issue.
Note 6 : Accountability Score not provided by WDE.
Note 7: If scores or percentages are blank, then either students were not tested with PAWS/ACT or there were less than five students tested.
Note 8: To protect individual student confidentiality, results are not reported for 5 or fewer students and performance percentages are capped and indicated with>= or <=.
Notes for school:

Mission Statement
<i>Effort by all = Success by all.</i>

2013 School Status Snapshot

Cody High School

Park # 6

<b>Accountability Rating</b>  <span style="font-size: 2em; color: red;">?</span>  See Note 7
--

School Information			
<b>Basic info</b>	<b>Cody High School</b>		
School ID		1506055	
School Type		9-12	
Enrollment		721	
2012 Graduation Rate		87.1%	
Year Built		1952	
Certified Instructors		Note 1	
Overall Student/Teacher ratio		Note 1	
% of students with one or more college courses		Note 2	
2012-13 AYP Status: Not In School Improvement, Warning Year			
<b>Student Groups</b>	<u>2011</u>	<u>2012</u>	<u>2013</u>
Students with Disabilities		Note 3	
Economically Disadvantaged		Note 3	
English Learners		Note 3	
<b>Principal</b>			
Dave Treick davetreick@park6.org			
587-4251			
<b>Mailing Address</b>			
919 Cody Avenue Cody Wyoming, 82414			
Website <a href="#">Cody High School</a>			

Achievement				
	3-8 (PAWS) Note 8		11th Grade ACT Note 8	
	Below Proficient	Proficient and Advanced		
Reading			<b>20.8</b>	
Math			<b>20.2</b>	
Science			<b>20.5</b>	
Writing	Note 4	Note 4	Note 4	
English			<b>19.4</b>	
Composite			<b>20.4</b>	
<b>Growth</b>				
Reading	Note 1			
Math	Note 1			
Science	Note 1			
Writing	Note 1			

Notes
Note 1 : Data not provided by Wyoming Department of Education (WDE).
Note 2 : Data not available from WDE.
Note 3 : Data not available from WDE.
Note 4 : Writing Scores for SAWS and ACT writing not available.
Note 5: MEMORANDUM NO. 2013-107 from the WDE indicated that cut scores were adjusted because of a "fluctuation in proficiency rates that cannot credibly be attributed to real changes in student performance". See detailed notes concerning this issue.
Note 6 : Accountability Score not provided by WDE.
Note 7: If scores or percentages are blank, then either students were not tested with PAWS/ACT or there were less than five students tested.
Note 8: To protect individual student confidentiality, results are not reported for 5 or fewer students and performance percentages are capped and indicated with>= or <=.
Notes for school:

Mission Statement
<i>Every Student. Every Chance. Every Day.</i>

# Park County School District #16

Accountability Rating

?

See Note 5

## District Information

<b>Basic info</b>	<b>Park County School District #16</b>	<b>1516000</b>	
Number of Schools		1	
Total enrollment		117	
Total State and Local Funding (2011-12)		\$6,230,018	
Per Student Funding		\$53,248	
Per Student Net Unrestricted Assets		\$21,003	
Certified Instructors		Note 1	
Overall Student/Teacher ratio		Note 1	
% of students with one or more college courses		Note 2	
2012-13 AYP Status: Not In District Improvement			
<b>Student Groups</b>	<u>2011</u>	<u>2012</u>	<u>2013</u>
Students with Disabilities		Note 3	
Economically Disadvantaged		Note 3	
English Learners		Note 3	
<b>Superintendent</b>			
Jay Curtis			
868-2501 x 207			
jcurtis@park16.k12.wy.us			
<b>Mailing Address</b>			
P.O. Box 218			
Meeteetse, Wyoming 82433			

## Achievement

	3-8 (PAWS) Note 6			ACT 11th grade scores Note 6		
	Proficient and Advanced	State Proficient and Advanced (including District)	State Proficient and Advanced (excluding District)	District 11th Grade ACT	State 11th Grade ACT (including District)	State 11th Grade ACT (excluding District)
Reading	83.1%	74.6%	74.6%	21.4	20.1	20.1
Math	88.1%	79.0%	78.9%	19.3	19.7	19.6
Science	61.9%	50.8%	50.8%	18.5	19.8	19.8
Writing	Note 4	Note 4	Note 4	Note 4	Note 4	Note 4
English				21.1	18.8	18.8
Composite				20.2	19.7	19.7
<b>Growth</b>						
Reading	Note 5					
Math	Note 5					
Science	Note 5					
Writing	Note 5					

## Notes

Note 1: Information not provided by Wyoming Department of Education (WDE).

Note 2: Information not available from WDE

Note 3: Information not provided by WDE.

Note 4: Writing scores for SAWS and ACT not released by WDE.

Note 5: Growth and Accountability data not provided by WDE.

Note 6: To protect individual student confidentiality, results are not reported for 5 or fewer students and performance percentages are capped and indicated with >= or <=.

2013 School Status Snapshot

Meeteetse School

Park #16

<b>Accountability Rating</b>  <span style="font-size: 2em; color: red;">?</span>  See Note 7
--

School Information			
<b>Basic info</b>	<b>Meeteetse School</b>		
School ID	1516049		
School Type	K-12		
Enrollment	117		
2012 Graduation Rate	83.3%		
Year Built	1961		
Certified Instructors	Note 1		
Overall Student/Teacher ratio	Note 1		
% of students with one or more college courses	Note 2		
2012-13 AYP Status: Not In School Improvement			
<b>Student Groups</b>	<u>2011</u>	<u>2012</u>	<u>2013</u>
Students with Disabilities		Note 3	
Economically Disadvantaged		Note 3	
English Learners		Note 3	
<b>Principal</b>			
Cory Dziowgo cdziowgo@park16.k12.wy.us			
868-2501			
<b>Mailing Address</b>			
P.O. Box 218 Meeteetse Wyoming, 82433			
Website <a href="#">Meeteetse School</a>			

	3-8 (PAWS) Note 8		11th Grade ACT Note 8
	Below Proficient	Proficient and Advanced	
Reading	17%	<b>83%</b>	<b>21.4</b>
Math	12%	<b>88%</b>	<b>19.3</b>
Science	38%	<b>62%</b>	<b>18.5</b>
Writing	Note 4	Note 4	Note 4
English			<b>21.1</b>
Composite			<b>20.2</b>
<b>Growth</b>			
Reading	Note 1		
Math	Note 1		
Science	Note 1		
Writing	Note 1		

Notes
Note 1 : Data not provided by Wyoming Department of Education (WDE).
Note 2 : Data not available from WDE.
Note 3 : Data not available from WDE.
Note 4 : Writing Scores for SAWS and ACT writing not available.
Note 5: MEMORANDUM NO. 2013-107 from the WDE indicated that cut scores were adjusted because of a "fluctuation in proficiency rates that cannot credibly be attributed to real changes in student performance". See detailed notes concerning this issue.
Note 6 : Accountability Score not provided by WDE.
Note 7: If scores or percentages are blank, then either students were not tested with PAWS/ACT or there were less than five students tested.
Note 8: To protect individual student confidentiality, results are not reported for 5 or fewer students and performance percentages are capped and indicated with>= or <=.
Notes for school:

Mission Statement
<i>Meeteetse Schools, in partnership with home and community, provides consistent individualized instruction that drives high student achievement and cultivates the development of the whole child.</i>

# Platte County School District #1

Accountability Rating

?

See Note 5

## District Information

<b>Basic info</b>	<b>Platte County School District #1</b>			<b>1601000</b>
Number of Schools				10
Total enrollment				1039
Total State and Local Funding (2011-12)				\$18,870,254
Per Student Funding				\$18,162
Per Student Net Unrestricted Assets				\$2,347
Certified Instructors				Note 1
Overall Student/Teacher ratio				Note 1
% of students with one or more college courses				Note 2
2012-13 AYP Status: Not In District Improvement				
<b>Student Groups</b>	<u>2011</u>	<u>2012</u>	<u>2013</u>	
Students with Disabilities		Note 3		
Economically Disadvantaged		Note 3		
English Learners		Note 3		
<b>Superintendent</b>	Dennis Fischer 322-3175 x 1004 dfisch@platte1.org			
<b>Mailing Address</b>	1350 Oak Street Wheatland, Wyoming 82201			

## Achievement

	3-8 (PAWS) Note 6			ACT 11th grade scores Note 6		
	Proficient and Advanced	State Proficient and Advanced (including District)	State Proficient and Advanced (excluding District)	District 11th Grade ACT	State 11th Grade ACT (including District)	State 11th Grade ACT (excluding District)
Reading	75.8%	74.6%	74.6%	20.0	20.1	20.1
Math	79.2%	79.0%	78.9%	18.0	19.7	19.7
Science	53.3%	50.8%	50.8%	18.6	19.8	19.8
Writing	Note 4	Note 4	Note 4	Note 4	Note 4	Note 4
English				18.0	18.8	18.8
Composite				18.8	19.7	19.7
<b>Growth</b>						
Reading	Note 5					
Math	Note 5					
Science	Note 5					
Writing	Note 5					

## Notes

Note 1: Information not provided by Wyoming Department of Education (WDE).

Note 2: Information not available from WDE

Note 3: Information not provided by WDE.

Note 4: Writing scores for SAWS and ACT not released by WDE.

Note 5: Growth and Accountability data not provided by WDE.

Note 6: To protect individual student confidentiality, results are not reported for 5 or fewer students and performance percentages are capped and indicated with >= or <=.

2013 School Status Snapshot

Chugwater Elementary

Platte #1

<b>Accountability Rating</b>  <span style="font-size: 2em; color: red;">?</span>  See Note 7
--

School Information			
<b>Basic info</b>	<b>Chugwater Elementary</b>		
School ID	1601001		
School Type	K-6		
Enrollment	33		
2012 Graduation Rate			
Year Built	1949		
Certified Instructors	Note 1		
Overall Student/Teacher ratio	Note 1		
% of students with one or more college courses	Note 2		
2012-13 AYP Status: Not In School Improvement			
<b>Student Groups</b>	<u>2011</u>	<u>2012</u>	<u>2013</u>
Students with Disabilities		Note 3	
Economically Disadvantaged		Note 3	
English Learners		Note 3	
<b>Principal</b>			
George Kopf gkopf@platte1.org			
331-2619			
<b>Mailing Address</b>			
1350 Oak Street Wheatland Wyoming, 82201			
Website <a href="#">Chugwater Elementary</a>			

Achievement	3-8 (PAWS) Note 8		11th Grade ACT Note 8	
	Below Proficient	Proficient and Advanced		
Reading	31%	<b>69%</b>		
Math	25%	<b>75%</b>		
Science				
Writing	Note 4	Note 4	Note 4	
English				
Composite				
<b>Growth</b>				
Reading	Note 1			
Math	Note 1			
Science	Note 1			
Writing	Note 1			

Notes
Note 1 : Data not provided by Wyoming Department of Education (WDE).
Note 2 : Data not available from WDE.
Note 3 : Data not available from WDE.
Note 4 : Writing Scores for SAWS and ACT writing not available.
Note 5: MEMORANDUM NO. 2013-107 from the WDE indicated that cut scores were adjusted because of a "fluctuation in proficiency rates that cannot credibly be attributed to real changes in student performance". See detailed notes concerning this issue.
Note 6 : Accountability Score not provided by WDE.
Note 7: If scores or percentages are blank, then either students were not tested with PAWS/ACT or there were less than five students tested.
Note 8: To protect individual student confidentiality, results are not reported for 5 or fewer students and performance percentages are capped and indicated with>= or <=.
Notes for school:

Mission Statement
<i>Chugwater Schools is committed to provide each student with an opportunity to be the healthiest, most productive, and responsible citizen possible.</i>



2013 School Status Snapshot

Glendo Elementary

Platte #1

<b>Accountability Rating</b>  <span style="font-size: 2em; color: red;">?</span>  See Note 7
--

School Information			
<b>Basic info</b>	<b>Glendo Elementary</b>		
School ID	1601002		
School Type	K-6		
Enrollment	26		
2012 Graduation Rate			
Year Built	1981		
Certified Instructors	Note 1		
Overall Student/Teacher ratio	Note 1		
% of students with one or more college courses	Note 2		
2012-13 AYP Status: Not In School Improvement			
<b>Student Groups</b>	<u>2011</u>	<u>2012</u>	<u>2013</u>
Students with Disabilities		Note 3	
Economically Disadvantaged		Note 3	
English Learners		Note 3	
<b>Principal</b>			
Stanetta Twiford stwifo@platte1.org			
735-4471 x 7002			
<b>Mailing Address</b>			
1350 Oak Street Wheatland Wyoming, 82201			
Website <a href="#">Glendo Elementary</a>			

	3-8 (PAWS) Note 8		11th Grade ACT Note 8	
	Below Proficient	Proficient and Advanced		
Reading	47%	53%		
Math	20%	80%		
Science				
Writing	Note 4	Note 4	Note 4	
English				
Composite				
<b>Growth</b>				
Reading	Note 1			
Math	Note 1			
Science	Note 1			
Writing	Note 1			

Notes
Note 1 : Data not provided by Wyoming Department of Education (WDE).
Note 2 : Data not available from WDE.
Note 3 : Data not available from WDE.
Note 4 : Writing Scores for SAWS and ACT writing not available.
Note 5: MEMORANDUM NO. 2013-107 from the WDE indicated that cut scores were adjusted because of a "fluctuation in proficiency rates that cannot credibly be attributed to real changes in student performance". See detailed notes concerning this issue.
Note 6 : Accountability Score not provided by WDE.
Note 7: If scores or percentages are blank, then either students were not tested with PAWS/ACT or there were less than five students tested.
Note 8: To protect individual student confidentiality, results are not reported for 5 or fewer students and performance percentages are capped and indicated with>= or <=.
Notes for school:

Mission Statement
<i>Empowering Students!</i>

**2013 School Status Snapshot**

**Libbey Elementary**

**Platte #1**

<b>Accountability Rating</b>  <span style="font-size: 2em; color: red;">?</span>  See Note 7
--

School Information			
<b>Basic info</b>	<b>Libbey Elementary</b>		
School ID		1601003	
School Type		K-2	
Enrollment		233	
2012 Graduation Rate			
Year Built		1957	
Certified Instructors		Note 1	
Overall Student/Teacher ratio		Note 1	
% of students with one or more college courses		Note 2	
2012-13 AYP Status: School Improvement, Year 1			
<b>Student Groups</b>	<u>2011</u>	<u>2012</u>	<u>2013</u>
Students with Disabilities		Note 3	
Economically Disadvantaged		Note 3	
English Learners		Note 3	
<b>Principal</b>			
Sharon Swanson sswans@platte1.org			
322-3836 x 2002			
<b>Mailing Address</b>			
1350 Oak Street Wheatland Wyoming, 82201			
Website <a href="#">Libbey Elementary</a>			

Achievement			
	3-8 (PAWS) Note 8		11th Grade ACT Note 8
	Below Proficient	Proficient and Advanced	
Reading			
Math			
Science			
Writing	Note 4	Note 4	Note 4
English			
Composite			
Growth			
Reading	Note 1		
Math	Note 1		
Science	Note 1		
Writing	Note 1		

Notes
Note 1 : Data not provided by Wyoming Department of Education (WDE).
Note 2 : Data not available from WDE.
Note 3 : Data not available from WDE.
Note 4 : Writing Scores for SAWS and ACT writing not available.
Note 5: MEMORANDUM NO. 2013-107 from the WDE indicated that cut scores were adjusted because of a "fluctuation in proficiency rates that cannot credibly be attributed to real changes in student performance". See detailed notes concerning this issue.
Note 6 : Accountability Score not provided by WDE.
Note 7: If scores or percentages are blank, then either students were not tested with PAWS/ACT or there were less than five students tested.
Note 8: To protect individual student confidentiality, results are not reported for 5 or fewer students and performance percentages are capped and indicated with>= or <=.
Notes for school:

Mission Statement
<i>All children will learn and we will do what it takes to support individual success.</i>

2013 School Status Snapshot

West Elementary

Platte #1

<b>Accountability Rating</b>  <span style="font-size: 2em; color: red;">?</span>  See Note 7
--

School Information			
<b>Basic info</b>	<b>West Elementary</b>		
School ID	1601005		
School Type	3-5		
Enrollment	197		
2012 Graduation Rate			
Year Built	1977		
Certified Instructors	Note 1		
Overall Student/Teacher ratio	Note 1		
% of students with one or more college courses	Note 2		
2012-13 AYP Status: School Improvement, Year 1			
<b>Student Groups</b>	<u>2011</u>	<u>2012</u>	<u>2013</u>
Students with Disabilities		Note 3	
Economically Disadvantaged		Note 3	
English Learners		Note 3	
<b>Principal</b>			
Vicki Begin vbegin@platte1.org			
322-4180 x 3003			
<b>Mailing Address</b>			
1350 Oak Street Wheatland Wyoming, 82201			
Website <a href="#">West Elementary</a>			

	3-8 (PAWS) Note 8		11th Grade ACT Note 8	
	Below Proficient	Proficient and Advanced		
Reading	26%	74%		
Math	16%	84%		
Science	41%	59%		
Writing	Note 4	Note 4	Note 4	
English				
Composite				
<b>Growth</b>				
Reading	Note 1			
Math	Note 1			
Science	Note 1			
Writing	Note 1			

Notes
Note 1 : Data not provided by Wyoming Department of Education (WDE).
Note 2 : Data not available from WDE.
Note 3 : Data not available from WDE.
Note 4 : Writing Scores for SAWS and ACT writing not available.
Note 5: MEMORANDUM NO. 2013-107 from the WDE indicated that cut scores were adjusted because of a "fluctuation in proficiency rates that cannot credibly be attributed to real changes in student performance". See detailed notes concerning this issue.
Note 6 : Accountability Score not provided by WDE.
Note 7: If scores or percentages are blank, then either students were not tested with PAWS/ACT or there were less than five students tested.
Note 8: To protect individual student confidentiality, results are not reported for 5 or fewer students and performance percentages are capped and indicated with>= or <=.
Notes for school:

Mission Statement
<i>At West Elementary learning is fun and exciting. Our goals are to work hard, make friends and challenge ourselves. In order to achieve our goals we need to listen, pay attention and be respectful to our peers and adults at school.</i>

2013 School Status Snapshot

Wheatland Middle School

Platte #1

<b>Accountability Rating</b>  <span style="font-size: 2em; color: red;">?</span>  See Note 7
--

School Information			
<b>Basic info</b>	<b>Wheatland Middle School</b>		
School ID	1601050		
School Type	6-8		
Enrollment	213		
2012 Graduation Rate			
Year Built	2002		
Certified Instructors	Note 1		
Overall Student/Teacher ratio	Note 1		
% of students with one or more college courses	Note 2		
2012-13 AYP Status: School Improvement, Year 1			
<b>Student Groups</b>	<u>2011</u>	<u>2012</u>	<u>2013</u>
Students with Disabilities		Note 3	
Economically Disadvantaged		Note 3	
English Learners		Note 3	
<b>Principal</b>			
Steve Loyd sloyd@platte1.org			
322-1518 x 4003			
<b>Mailing Address</b>			
1350 Oak Street Wheatland Wyoming, 82201			
Website <a href="#">Wheatland Middle School</a>			

	3-8 (PAWS) Note 8		11th Grade ACT Note 8	
	Below Proficient	Proficient and Advanced		
Reading	21%	79%		
Math	24%	76%		
Science	48%	52%		
Writing	Note 4	Note 4	Note 4	
English				
Composite				
<b>Growth</b>				
Reading	Note 1			
Math	Note 1			
Science	Note 1			
Writing	Note 1			


Notes
Note 1 : Data not provided by Wyoming Department of Education (WDE).
Note 2 : Data not available from WDE.
Note 3 : Data not available from WDE.
Note 4 : Writing Scores for SAWS and ACT writing not available.
Note 5: MEMORANDUM NO. 2013-107 from the WDE indicated that cut scores were adjusted because of a "fluctuation in proficiency rates that cannot credibly be attributed to real changes in student performance". See detailed notes concerning this issue.
Note 6 : Accountability Score not provided by WDE.
Note 7: If scores or percentages are blank, then either students were not tested with PAWS/ACT or there were less than five students tested.
Note 8: To protect individual student confidentiality, results are not reported for 5 or fewer students and performance percentages are capped and indicated with>= or <=.
Notes for school:

Mission Statement
<i>The mission of Wheatland Middle School is to sustain a safe, supportive, and challenging learning community.</i>

**2013 School Status Snapshot**

**Chugwater Junior High School**

**Platte #1**

<b>Accountability Rating</b>    See Note 7
---

School Information			
<b>Basic info</b>	<b>Chugwater Junior High School</b>		
School ID	1601051		
School Type	7-8		
Enrollment	6		
2012 Graduation Rate			
Year Built	1998		
Certified Instructors	Note 1		
Overall Student/Teacher ratio	Note 1		
% of students with one or more college courses	Note 2		
2012-13 AYP Status: Not In School Improvement			
<b>Student Groups</b>	<u>2011</u>	<u>2012</u>	<u>2013</u>
Students with Disabilities		Note 3	
Economically Disadvantaged		Note 3	
English Learners		Note 3	
<b>Principal</b>			
George Kopf gkopf@platte1.org			
331-2619			
<b>Mailing Address</b>			
1350 Oak Street Wheatland Wyoming, 82201			
Website <a href="#">Chugwater Junior High School</a>			

Achievement				
	3-8 (PAWS) Note 8		11th Grade ACT Note 8	
	Below Proficient	Proficient and Advanced		
Reading				
Math				
Science				
Writing	Note 4	Note 4	Note 4	
English				
Composite				
Growth				
Reading	Note 1			
Math	Note 1			
Science	Note 1			
Writing	Note 1			

Notes
Note 1 : Data not provided by Wyoming Department of Education (WDE).
Note 2 : Data not available from WDE.
Note 3 : Data not available from WDE.
Note 4 : Writing Scores for SAWS and ACT writing not available.
Note 5: MEMORANDUM NO. 2013-107 from the WDE indicated that cut scores were adjusted because of a "fluctuation in proficiency rates that cannot credibly be attributed to real changes in student performance". See detailed notes concerning this issue.
Note 6 : Accountability Score not provided by WDE.
Note 7: If scores or percentages are blank, then either students were not tested with PAWS/ACT or there were less than five students tested.
Note 8: To protect individual student confidentiality, results are not reported for 5 or fewer students and performance percentages are capped and indicated with>= or <=.
Notes for school:

Mission Statement
<i>Chugwater Schools is committed to provide each student with an opportunity to be the healthiest, most productive, and responsible citizen possible.</i>

2013 School Status Snapshot

Glendo Junior High School

Platte #1

<b>Accountability Rating</b>  <span style="font-size: 2em; color: red;">?</span>  See Note 7
--

School Information			
<b>Basic info</b>	<b>Glendo Junior High School</b>		
School ID	1601052		
School Type	7-8		
Enrollment	10		
2012 Graduation Rate			
Year Built	1927		
Certified Instructors	Note 1		
Overall Student/Teacher ratio	Note 1		
% of students with one or more college courses	Note 2		
2012-13 AYP Status: Not In School Improvement			
<b>Student Groups</b>	<u>2011</u>	<u>2012</u>	<u>2013</u>
Students with Disabilities		Note 3	
Economically Disadvantaged		Note 3	
English Learners		Note 3	
<b>Principal</b>			
Stanetta Twiford stwifo@platte1.org			
735-4471 x 7002			
<b>Mailing Address</b>			
1350 Oak Street Wheatland Wyoming, 82201			
Website <a href="#">Glendo Junior High School</a>			

	3-8 (PAWS) Note 8		11th Grade ACT Note 8	
	Below Proficient	Proficient and Advanced		
Reading	20%	80%		
Math	30%	70%		
Science	100%	0%		
Writing	Note 4	Note 4	Note 4	
English				
Composite				
<b>Growth</b>				
Reading	Note 1			
Math	Note 1			
Science	Note 1			
Writing	Note 1			

Notes
Note 1 : Data not provided by Wyoming Department of Education (WDE).
Note 2 : Data not available from WDE.
Note 3 : Data not available from WDE.
Note 4 : Writing Scores for SAWS and ACT writing not available.
Note 5: MEMORANDUM NO. 2013-107 from the WDE indicated that cut scores were adjusted because of a "fluctuation in proficiency rates that cannot credibly be attributed to real changes in student performance". See detailed notes concerning this issue.
Note 6 : Accountability Score not provided by WDE.
Note 7: If scores or percentages are blank, then either students were not tested with PAWS/ACT or there were less than five students tested.
Note 8: To protect individual student confidentiality, results are not reported for 5 or fewer students and performance percentages are capped and indicated with>= or <=.
Notes for school:

Mission Statement
<i>Glendo Attendance Center . . . Empowering Students!</i>

2013 School Status Snapshot

Chugwater High School

Platte #1

<b>Accountability Rating</b>  <span style="font-size: 2em; color: red;">?</span>  See Note 7
--

School Information			
<b>Basic info</b>	<b>Chugwater High School</b>		
School ID		1601055	
School Type		9-12	
Enrollment		11	
2012 Graduation Rate		N/R	
Year Built		1998	
Certified Instructors		Note 1	
Overall Student/Teacher ratio		Note 1	
% of students with one or more college courses		Note 2	
2012-13 AYP Status: Not In School Improvement			
<b>Student Groups</b>	<u>2011</u>	<u>2012</u>	<u>2013</u>
Students with Disabilities		Note 3	
Economically Disadvantaged		Note 3	
English Learners		Note 3	
<b>Principal</b>			
George Kopf gkopf@platte1.org			
331-2619			
<b>Mailing Address</b>			
1350 Oak Street Wheatland Wyoming, 82201			
Website <a href="#">Chugwater High School</a>			

Achievement			
	3-8 (PAWS) Note 8		11th Grade ACT Note 8
	Below Proficient	Proficient and Advanced	
Reading			Students tested
Math			Students tested
Science			Students tested
Writing	Note 4	Note 4	Note 4
English			Students tested
Composite			Students tested
Growth			
Reading	Note 1		
Math	Note 1		
Science	Note 1		
Writing	Note 1		

Notes
Note 1 : Data not provided by Wyoming Department of Education (WDE).
Note 2 : Data not available from WDE.
Note 3 : Data not available from WDE.
Note 4 : Writing Scores for SAWS and ACT writing not available.
Note 5: MEMORANDUM NO. 2013-107 from the WDE indicated that cut scores were adjusted because of a "fluctuation in proficiency rates that cannot credibly be attributed to real changes in student performance". See detailed notes concerning this issue.
Note 6 : Accountability Score not provided by WDE.
Note 7: If scores or percentages are blank, then either students were not tested with PAWS/ACT or there were less than five students tested.
Note 8: To protect individual student confidentiality, results are not reported for 5 or fewer students and performance percentages are capped and indicated with>= or <=.
Notes for school:

**Mission Statement**

*Chugwater Schools is committed to provide each student with an opportunity to be the healthiest, most productive, and responsible citizen possible.*

2013 School Status Snapshot

Glendo High School

Platte #1

<b>Accountability Rating</b>  <span style="font-size: 2em; color: red;">?</span>  See Note 7
--

School Information			
<b>Basic info</b>	<b>Glendo High School</b>		
School ID		1601056	
School Type		9-12	
Enrollment		17	
2012 Graduation Rate		87.5%	
Year Built		1927	
Certified Instructors		Note 1	
Overall Student/Teacher ratio		Note 1	
% of students with one or more college courses		Note 2	
2012-13 AYP Status: Not In School Improvement			
<b>Student Groups</b>	<u>2011</u>	<u>2012</u>	<u>2013</u>
Students with Disabilities		Note 3	
Economically Disadvantaged		Note 3	
English Learners		Note 3	
<b>Principal</b>			
Stanetta Twiford stwifo@platte1.org			
735-4471 x 7002			
<b>Mailing Address</b>			
1350 Oak Street Wheatland Wyoming, 82201			
Website <a href="#">Glendo High School</a>			

Achievement				
	3-8 (PAWS) Note 8		11th Grade ACT Note 8	
	Below Proficient	Proficient and Advanced		
Reading			<b>17.5</b>	
Math			<b>16.7</b>	
Science			<b>16.2</b>	
Writing	Note 4	Note 4	Note 4	
English			<b>13.8</b>	
Composite			<b>16.2</b>	
Growth				
Reading	Note 1			
Math	Note 1			
Science	Note 1			
Writing	Note 1			

Notes
Note 1 : Data not provided by Wyoming Department of Education (WDE).
Note 2 : Data not available from WDE.
Note 3 : Data not available from WDE.
Note 4 : Writing Scores for SAWS and ACT writing not available.
Note 5: MEMORANDUM NO. 2013-107 from the WDE indicated that cut scores were adjusted because of a "fluctuation in proficiency rates that cannot credibly be attributed to real changes in student performance". See detailed notes concerning this issue.
Note 6 : Accountability Score not provided by WDE.
Note 7: If scores or percentages are blank, then either students were not tested with PAWS/ACT or there were less than five students tested.
Note 8: To protect individual student confidentiality, results are not reported for 5 or fewer students and performance percentages are capped and indicated with>= or <=.
Notes for school:

Mission Statement
<i>Glendo Attendance Center . . . Empowering Students!</i>



2013 School Status Snapshot

Wheatland High School

Platte #1

<b>Accountability Rating</b>  <span style="font-size: 2em; color: red;">?</span>  See Note 7
--

School Information			
<b>Basic info</b>	<b>Wheatland High School</b>		
School ID		1601057	
School Type		9-12	
Enrollment		293	
2012 Graduation Rate		81.3%	
Year Built		1959	
Certified Instructors		Note 1	
Overall Student/Teacher ratio		Note 1	
% of students with one or more college courses		Note 2	
2012-13 AYP Status: Not In School Improvement, Warning Year			
<b>Student Groups</b>	<u>2011</u>	<u>2012</u>	<u>2013</u>
Students with Disabilities		Note 3	
Economically Disadvantaged		Note 3	
English Learners		Note 3	
<b>Principal</b>			
Tracy de Ryk tderyk@platte1.org			
322-2075 x 5003			
<b>Mailing Address</b>			
1350 Oak Street Wheatland Wyoming, 82201			
Website <a href="#">Wheatland High School</a>			

Achievement				
	3-8 (PAWS) Note 8		11th Grade ACT Note 8	
	Below Proficient	Proficient and Advanced		
Reading			<b>20.4</b>	
Math			<b>18.2</b>	
Science			<b>19.0</b>	
Writing	Note 4	Note 4	Note 4	
English			<b>18.5</b>	
Composite			<b>19.2</b>	
<b>Growth</b>				
Reading	Note 1			
Math	Note 1			
Science	Note 1			
Writing	Note 1			

Notes
Note 1 : Data not provided by Wyoming Department of Education (WDE).
Note 2 : Data not available from WDE.
Note 3 : Data not available from WDE.
Note 4 : Writing Scores for SAWS and ACT writing not available.
Note 5: MEMORANDUM NO. 2013-107 from the WDE indicated that cut scores were adjusted because of a "fluctuation in proficiency rates that cannot credibly be attributed to real changes in student performance". See detailed notes concerning this issue.
Note 6 : Accountability Score not provided by WDE.
Note 7: If scores or percentages are blank, then either students were not tested with PAWS/ACT or there were less than five students tested.
Note 8: To protect individual student confidentiality, results are not reported for 5 or fewer students and performance percentages are capped and indicated with>= or <=.
Notes for school:

Mission Statement
<i>At WHS, we envision a school where students and staff accept the challenge to be the best they can be!</i>

## Platte County School District #2

Accountability Rating

?

See Note 5

District Information			
<b>Basic info</b> <b>Platte County School District #2</b> <b>1602000</b>			
Number of Schools			3
Total enrollment			199
Total State and Local Funding (2011-12)			\$5,051,127
Per Student Funding			\$25,383
Per Student Net Unrestricted Assets			\$6,227
Certified Instructors			Note 1
Overall Student/Teacher ratio			Note 1
% of students with one or more college courses			Note 2
2012-13 AYP Status: Not In District Improvement			
<b>Student Groups</b>			
	<u>2011</u>	<u>2012</u>	<u>2013</u>
Students with Disabilities		Note 3	
Economically Disadvantaged		Note 3	
English Learners		Note 3	
<b>Superintendent</b>			
Dave Barker			
836-2735			
dbarker@plt2.k12.wy.us			
<b>Mailing Address</b>			
P.O. Box 189			
Guernsey, Wyoming 82214			

Achievement		3-8 (PAWS)    Note 6			ACT 11th grade scores Note 6		
		Proficient and Advanced	State Proficient and Advanced (including District)	State Proficient and Advanced (excluding District)	District 11th Grade ACT	State 11th Grade ACT (including District)	State 11th Grade ACT (excluding District)
Reading		73.0%	74.6%	74.6%	18.9	20.1	20.1
Math		73.0%	79.0%	79.0%	19.0	19.7	19.6
Science		44.1%	50.8%	50.9%	18.5	19.8	19.8
Writing	Note 4	Note 4	Note 4	Note 4	Note 4	Note 4	Note 4
English					18.0	18.8	18.8
Composite					18.6	19.7	19.7
<b>Growth</b>							
Reading	Note 5						
Math	Note 5						
Science	Note 5						
Writing	Note 5						

Notes
<p>Note 1: Information not provided by Wyoming Department of Education (WDE).</p> <p>Note 2: Information not available from WDE</p> <p>Note 3: Information not provided by WDE.</p> <p>Note 4: Writing scores for SAWS and ACT not released by WDE.</p> <p>Note 5: Growth and Accountability data not provided by WDE.</p> <p>Note 6: To protect individual student confidentiality, results are not reported for 5 or fewer students and performance percentages are capped and indicated with &gt;= or &lt;=.</p>

2013 School Status Snapshot

Guernsey-Sunrise Elementary

Platte #2

<b>Accountability Rating</b>  <span style="font-size: 2em; color: red;">?</span>  See Note 7
--

School Information			
<b>Basic info</b>	<b>Guernsey-Sunrise Elementary</b>		
School ID	1602001		
School Type	K-6		
Enrollment	104		
2012 Graduation Rate			
Year Built	1956		
Certified Instructors	Note 1		
Overall Student/Teacher ratio	Note 1		
% of students with one or more college courses	Note 2		
2012-13 AYP Status: Not In School Improvement			
<b>Student Groups</b>	<u>2011</u>	<u>2012</u>	<u>2013</u>
Students with Disabilities		Note 3	
Economically Disadvantaged		Note 3	
English Learners		Note 3	
<b>Principal</b>			
Troy Lake tlake@plt2.k12.wy.us			
836-2735			
<b>Mailing Address</b>			
P.O. Box 189 Guernsey Wyoming, 82214			
Website <a href="#">Guernsey-Sunrise Elementary</a>			

	3-8 (PAWS) Note 8		11th Grade ACT Note 8
	Below Proficient	Proficient and Advanced	
Reading	19%	<b>81%</b>	
Math	17%	<b>83%</b>	
Science	44%	<b>56%</b>	
Writing	Note 4	Note 4	Note 4
English			
Composite			
<b>Growth</b>			
Reading	Note 1		
Math	Note 1		
Science	Note 1		
Writing	Note 1		

Notes
Note 1 : Data not provided by Wyoming Department of Education (WDE).
Note 2 : Data not available from WDE.
Note 3 : Data not available from WDE.
Note 4 : Writing Scores for SAWS and ACT writing not available.
Note 5: MEMORANDUM NO. 2013-107 from the WDE indicated that cut scores were adjusted because of a "fluctuation in proficiency rates that cannot credibly be attributed to real changes in student performance". See detailed notes concerning this issue.
Note 6 : Accountability Score not provided by WDE.
Note 7: If scores or percentages are blank, then either students were not tested with PAWS/ACT or there were less than five students tested.
Note 8: To protect individual student confidentiality, results are not reported for 5 or fewer students and performance percentages are capped and indicated with>= or <=.
Notes for school:

**Mission Statement**

*The mission of Platte County School District #2 is to enable all students to learn the skills, acquire the knowledge, and develop the attitudes necessary for them to reach their full potential as citizens who can meet and adapt to the challenges of a changing global society.*

2013 School Status Snapshot

Guernsey-Sunrise Junior High

Platte #2

<b>Accountability Rating</b>  <span style="font-size: 2em; color: red;">?</span>  See Note 7
--

School Information			
<b>Basic info</b>	<b>Guernsey-Sunrise Junior High</b>		
School ID	1602050		
School Type	7-8		
Enrollment	26		
2012 Graduation Rate			
Year Built	1956		
Certified Instructors	Note 1		
Overall Student/Teacher ratio	Note 1		
% of students with one or more college courses	Note 2		
2012-13 AYP Status: Not In School Improvement			
<b>Student Groups</b>	<u>2011</u>	<u>2012</u>	<u>2013</u>
Students with Disabilities		Note 3	
Economically Disadvantaged		Note 3	
English Learners		Note 3	
<b>Principal</b>			
Troy Lake tlake@plt2.k12.wy.us			
836-2735			
<b>Mailing Address</b>			
P.O. Box 189 Guernsey Wyoming, 82214			
Website <a href="#">Guernsey-Sunrise Junior High</a>			

	3-8 (PAWS) Note 8		11th Grade ACT Note 8
	Below Proficient	Proficient and Advanced	
Reading	43%	57%	
Math	47%	53%	
Science	67%	33%	
Writing	Note 4	Note 4	Note 4
English			
Composite			
<b>Growth</b>			
Reading	Note 1		
Math	Note 1		
Science	Note 1		
Writing	Note 1		

Notes
Note 1 : Data not provided by Wyoming Department of Education (WDE).
Note 2 : Data not available from WDE.
Note 3 : Data not available from WDE.
Note 4 : Writing Scores for SAWS and ACT writing not available.
Note 5: MEMORANDUM NO. 2013-107 from the WDE indicated that cut scores were adjusted because of a "fluctuation in proficiency rates that cannot credibly be attributed to real changes in student performance". See detailed notes concerning this issue.
Note 6 : Accountability Score not provided by WDE.
Note 7: If scores or percentages are blank, then either students were not tested with PAWS/ACT or there were less than five students tested.
Note 8: To protect individual student confidentiality, results are not reported for 5 or fewer students and performance percentages are capped and indicated with>= or <=.
Notes for school:

**Mission Statement**

*The mission of Platte County School District #2 is to enable all students to learn the skills, acquire the knowledge, and develop the attitudes necessary for them to reach their full potential as citizens who can meet and adapt to the challenges of a changing global society.*

2013 School Status Snapshot

Guernsey-Sunrise High School

Platte #2

<b>Accountability Rating</b>  <span style="font-size: 2em; color: red;">?</span>  See Note 7
--

School Information			
<b>Basic info</b>	<b>Guernsey-Sunrise High School</b>		
School ID	1602055		
School Type	9-12		
Enrollment	69		
2012 Graduation Rate	72.2%		
Year Built	1956		
Certified Instructors	Note 1		
Overall Student/Teacher ratio	Note 1		
% of students with one or more college courses	Note 2		
2012-13 AYP Status: Not In School Improvement			
<b>Student Groups</b>	<u>2011</u>	<u>2012</u>	<u>2013</u>
Students with Disabilities		Note 3	
Economically Disadvantaged		Note 3	
English Learners		Note 3	
<b>Principal</b>			
Troy Lake tlake@plt2.k12.wy.us			
836-2735			
<b>Mailing Address</b>			
P.O. Box 189 Guernsey Wyoming, 82214			
Website <a href="#">Guernsey-Sunrise High School</a>			

Achievement				
	3-8 (PAWS) Note 8		11th Grade ACT Note 8	
	Below Proficient	Proficient and Advanced		
Reading			<b>18.9</b>	
Math			<b>19.0</b>	
Science			<b>18.5</b>	
Writing	Note 4	Note 4	Note 4	
English			<b>18.0</b>	
Composite			<b>18.6</b>	
<b>Growth</b>				
Reading	Note 1			
Math	Note 1			
Science	Note 1			
Writing	Note 1			

Notes
Note 1 : Data not provided by Wyoming Department of Education (WDE).
Note 2 : Data not available from WDE.
Note 3 : Data not available from WDE.
Note 4 : Writing Scores for SAWS and ACT writing not available.
Note 5: MEMORANDUM NO. 2013-107 from the WDE indicated that cut scores were adjusted because of a "fluctuation in proficiency rates that cannot credibly be attributed to real changes in student performance". See detailed notes concerning this issue.
Note 6 : Accountability Score not provided by WDE.
Note 7: If scores or percentages are blank, then either students were not tested with PAWS/ACT or there were less than five students tested.
Note 8: To protect individual student confidentiality, results are not reported for 5 or fewer students and performance percentages are capped and indicated with>= or <=.
Notes for school:

**Mission Statement**

*The mission of Platte County School District #2 is to enable all students to learn the skills, acquire the knowledge, and develop the attitudes necessary for them to reach their full potential as citizens who can meet and adapt to the challenges of a changing global society.*

# Sheridan County School District #1

Accountability Rating

?

See Note 5

## District Information

<b>Basic info</b>	<b>Sheridan County School District #1</b>			<b>1701000</b>
Number of Schools				7
Total enrollment				905
Total State and Local Funding (2011-12)				\$15,026,374
Per Student Funding				\$16,604
Per Student Net Unrestricted Assets				\$1,552
Certified Instructors				Note 1
Overall Student/Teacher ratio				Note 1
% of students with one or more college courses				Note 2
2012-13 AYP Status: Not In District Improvement				
<b>Student Groups</b>	<u>2011</u>	<u>2012</u>	<u>2013</u>	
Students with Disabilities		Note 3		
Economically Disadvantaged		Note 3		
English Learners		Note 3		
<b>Superintendent</b>				
Marty Kobza				
655-9541 x 132				
mkobza@sheridan.k12.wy.us				
<b>Mailing Address</b>				
P.O. Box 819				
Ranchester, Wyoming 82839				

## Achievement

	3-8 (PAWS) Note 6			ACT 11th grade scores Note 6		
	Proficient and Advanced	State Proficient and Advanced (including District)	State Proficient and Advanced (excluding District)	District 11th Grade ACT	State 11th Grade ACT (including District)	State 11th Grade ACT (excluding District)
Reading	83.4%	74.6%	74.5%	20.8	20.1	20.1
Math	85.1%	79.0%	78.9%	21.6	19.7	19.6
Science	57.8%	50.8%	50.8%	21.6	19.8	19.8
Writing	Note 4	Note 4	Note 4	Note 4	Note 4	Note 4
English				20.7	18.8	18.8
Composite				21.3	19.7	19.7

## Growth

Reading	Note 5
Math	Note 5
Science	Note 5
Writing	Note 5

## Notes

Note 1: Information not provided by Wyoming Department of Education (WDE).

Note 2: Information not available from WDE

Note 3: Information not provided by WDE.

Note 4: Writing scores for SAWS and ACT not released by WDE.


Note 5: Growth and Accountability data not provided by WDE.

Note 6: To protect individual student confidentiality, results are not reported for 5 or fewer students and performance percentages are capped and indicated with >= or <=.

2013 School Status Snapshot

Big Horn Elementary

Sheridan #1

<b>Accountability Rating</b>    See Note 7
---

School Information			
<b>Basic info</b>	<b>Big Horn Elementary</b>		
School ID	1701001		
School Type	K-5		
Enrollment	195		
2012 Graduation Rate			
Year Built	2012		
Certified Instructors	Note 1		
Overall Student/Teacher ratio	Note 1		
% of students with one or more college courses	Note 2		
2012-13 AYP Status: Not In School Improvement			
<b>Student Groups</b>	<u>2011</u>	<u>2012</u>	<u>2013</u>
Students with Disabilities		Note 3	
Economically Disadvantaged		Note 3	
English Learners		Note 3	
<b>Principal</b>			
Greg Figenser gfigenser@sheridan.k12.wy.us			
672-3497 x 102			
<b>Mailing Address</b>			
P.O. Box 490 Big Horn Wyoming, 82833			
Website <a href="#">Big Horn Elementary</a>			

	3-8 (PAWS) Note 8		11th Grade ACT Note 8	
	Below Proficient	Proficient and Advanced		
Reading	21%	79%		
Math	9%	91%		
Science	46%	54%		
Writing	Note 4	Note 4	Note 4	
English				
Composite				
<b>Growth</b>				
Reading	Note 1			
Math	Note 1			
Science	Note 1			
Writing	Note 1			

Notes
Note 1 : Data not provided by Wyoming Department of Education (WDE).
Note 2 : Data not available from WDE.
Note 3 : Data not available from WDE.
Note 4 : Writing Scores for SAWS and ACT writing not available.
Note 5: MEMORANDUM NO. 2013-107 from the WDE indicated that cut scores were adjusted because of a "fluctuation in proficiency rates that cannot credibly be attributed to real changes in student performance". See detailed notes concerning this issue.
Note 6 : Accountability Score not provided by WDE.
Note 7: If scores or percentages are blank, then either students were not tested with PAWS/ACT or there were less than five students tested.
Note 8: To protect individual student confidentiality, results are not reported for 5 or fewer students and performance percentages are capped and indicated with >= or <=.
Notes for school:

**Mission Statement**

*At Big Horn we believe that: OWNERSHIP of learning will yield high results; high EXPECTATIONS for all will maximize achievement; an environment in which students feel SAFE and trusted enhances learning; it is essential to have RESPECT for ourselves, our school, and all members of our learning community; RELATIONSHIPS should be cultivated, maintained, and deepened through interactions of our school exemplary academics and CO-CURRICULAR programs give students opportunities to be successful, involved, and engaged in their school; all members of our learning community have RESPONSIBILITIES and share a collective commitment; personal INTEGRITY should be modeled and evident by staff and students; our environment should harbor TOLERANCE and respect for each other; COMMUNICATION is regular and open at all levels of the educational system.*

2013 School Status Snapshot

Slack Elementary

Sheridan #1

<b>Accountability Rating</b>  <span style="font-size: 2em; color: red;">?</span>  See Note 7
--

School Information			
<b>Basic info</b>	<b>Slack Elementary</b>		
School ID	1701002		
School Type	K-5		
Enrollment	5		
2012 Graduation Rate			
Year Built	1937		
Certified Instructors	Note 1		
Overall Student/Teacher ratio	Note 1		
% of students with one or more college courses	Note 2		
2012-13 AYP Status: Not In School Improvement, Warning Year			
<b>Student Groups</b>	<u>2011</u>	<u>2012</u>	<u>2013</u>
Students with Disabilities		Note 3	
Economically Disadvantaged		Note 3	
English Learners		Note 3	
<b>Principal</b>			
Deb Hofmeier trehof@sheridan.k12.wy.us			
655-2206 x 102			
<b>Mailing Address</b>			
P.O. Box 849 Ranchester Wyoming, 82839			
Website <a href="#">Slack Elementary</a>			

	3-8 (PAWS) Note 8		11th Grade ACT Note 8	
	Below Proficient	Proficient and Advanced		
Reading				
Math				
Science				
Writing	Note 4	Note 4	Note 4	
English				
Composite				
<b>Growth</b>				
Reading	Note 1			
Math	Note 1			
Science	Note 1			
Writing	Note 1			

Notes
Note 1 : Data not provided by Wyoming Department of Education (WDE).
Note 2 : Data not available from WDE.
Note 3 : Data not available from WDE.
Note 4 : Writing Scores for SAWS and ACT writing not available.
Note 5: MEMORANDUM NO. 2013-107 from the WDE indicated that cut scores were adjusted because of a "fluctuation in proficiency rates that cannot credibly be attributed to real changes in student performance". See detailed notes concerning this issue.
Note 6 : Accountability Score not provided by WDE.
Note 7: If scores or percentages are blank, then either students were not tested with PAWS/ACT or there were less than five students tested.
Note 8: To protect individual student confidentiality, results are not reported for 5 or fewer students and performance percentages are capped and indicated with>= or <=.
Notes for school:

Mission Statement
None located



2013 School Status Snapshot

Tongue River Elementary

Sheridan #1

<b>Accountability Rating</b>  <span style="font-size: 2em; color: red;">?</span>  See Note 7
--

School Information			
<b>Basic info</b>	<b>Tongue River Elementary</b>		
School ID		1701003	
School Type		K-5	
Enrollment		230	
2012 Graduation Rate			
Year Built		1977	
Certified Instructors		Note 1	
Overall Student/Teacher ratio		Note 1	
% of students with one or more college courses		Note 2	
2012-13 AYP Status: Not In School Improvement, Warning Year			
<b>Student Groups</b>	<u>2011</u>	<u>2012</u>	<u>2013</u>
Students with Disabilities		Note 3	
Economically Disadvantaged		Note 3	
English Learners		Note 3	
<b>Principal</b>			
Deb Hofmeier trehof@sheridan.k12.wy.us			
655-2206 x 102			
<b>Mailing Address</b>			
P.O. Box 849 Ranchester Wyoming, 82839			
Website <a href="#">Tongue River Elementary</a>			

	3-8 (PAWS) Note 8		11th Grade ACT Note 8
	Below Proficient	Proficient and Advanced	
Reading	17%	<b>83%</b>	
Math	11%	<b>89%</b>	
Science	49%	<b>51%</b>	
Writing	Note 4	Note 4	Note 4
English			
Composite			
<b>Growth</b>			
Reading	Note 1		
Math	Note 1		
Science	Note 1		
Writing	Note 1		

Notes
Note 1 : Data not provided by Wyoming Department of Education (WDE).
Note 2 : Data not available from WDE.
Note 3 : Data not available from WDE.
Note 4 : Writing Scores for SAWS and ACT writing not available.
Note 5: MEMORANDUM NO. 2013-107 from the WDE indicated that cut scores were adjusted because of a "fluctuation in proficiency rates that cannot credibly be attributed to real changes in student performance". See detailed notes concerning this issue.
Note 6 : Accountability Score not provided by WDE.
Note 7: If scores or percentages are blank, then either students were not tested with PAWS/ACT or there were less than five students tested.
Note 8: To protect individual student confidentiality, results are not reported for 5 or fewer students and performance percentages are capped and indicated with>= or <=.
Notes for school:

Mission Statement
<i>What is our mission for our students? Teaching Reaching Enriching All.</i>

2013 School Status Snapshot

Big Horn Middle School

Sheridan #1

<b>Accountability Rating</b>  <span style="font-size: 2em; color: red;">?</span>  See Note 7
--

School Information			
<b>Basic info</b>	<b>Big Horn Middle School</b>		
School ID	1701050		
School Type	6-8		
Enrollment	120		
2012 Graduation Rate			
Year Built	2010		
Certified Instructors	Note 1		
Overall Student/Teacher ratio	Note 1		
% of students with one or more college courses	Note 2		
2012-13 AYP Status: Not In School Improvement			
<b>Student Groups</b>	<u>2011</u>	<u>2012</u>	<u>2013</u>
Students with Disabilities		Note 3	
Economically Disadvantaged		Note 3	
English Learners		Note 3	
<b>Principal</b>			
George Mirich mirich@sheridan.k12.wy.us			
674-8190 x 103			
<b>Mailing Address</b>			
P.O. Box 490 Big Horn Wyoming, 82833			
Website <a href="#">Big Horn Middle School</a>			

	3-8 (PAWS) Note 8		11th Grade ACT Note 8	
	Below Proficient	Proficient and Advanced		
Reading	14%	86%		
Math	20%	80%		
Science	37%	63%		
Writing	Note 4	Note 4	Note 4	
English				
Composite				
<b>Growth</b>				
Reading	Note 1			
Math	Note 1			
Science	Note 1			
Writing	Note 1			

Notes
Note 1 : Data not provided by Wyoming Department of Education (WDE).
Note 2 : Data not available from WDE.
Note 3 : Data not available from WDE.
Note 4 : Writing Scores for SAWS and ACT writing not available.
Note 5: MEMORANDUM NO. 2013-107 from the WDE indicated that cut scores were adjusted because of a "fluctuation in proficiency rates that cannot credibly be attributed to real changes in student performance". See detailed notes concerning this issue.
Note 6 : Accountability Score not provided by WDE.
Note 7: If scores or percentages are blank, then either students were not tested with PAWS/ACT or there were less than five students tested.
Note 8: To protect individual student confidentiality, results are not reported for 5 or fewer students and performance percentages are capped and indicated with>= or <=.
Notes for school:

**Mission Statement**

*At Big Horn we believe that: OWNERSHIP of learning will yield high results; high EXPECTATIONS for all will maximize achievement; an environment in which students feel SAFE and trusted enhances learning; it is essential to have RESPECT for ourselves, our school, and all members of our learning community; RELATIONSHIPS should be cultivated, maintained, and deepened through interactions of our school exemplary academics and CO-CURRICULAR programs give students opportunities to be successful, involved, and engaged in their school; all members of our learning community have RESPONSIBILITIES and share a collective commitment; personal INTEGRITY should be modeled and evident by staff and students; our environment should harbor TOLERANCE and respect for each other; COMMUNICATION is regular and open at all levels of the educational system.*

2013 School Status Snapshot

Tongue River Middle School

Sheridan #1

<b>Accountability Rating</b>  <span style="font-size: 2em; color: red;">?</span>  See Note 7
--

School Information			
<b>Basic info</b>	<b>Tongue River Middle School</b>		
School ID	1701051		
School Type	6-8		
Enrollment	99		
2012 Graduation Rate			
Year Built	1984		
Certified Instructors	Note 1		
Overall Student/Teacher ratio	Note 1		
% of students with one or more college courses	Note 2		
2012-13 AYP Status: Not In School Improvement			
<b>Student Groups</b>	<u>2011</u>	<u>2012</u>	<u>2013</u>
Students with Disabilities		Note 3	
Economically Disadvantaged		Note 3	
English Learners		Note 3	
<b>Principal</b>			
Matt Spring mspring@sheridan.k12.wy.us			
655-9533 x 104			
<b>Mailing Address</b>			
P.O. Box 879 Ranchester Wyoming, 82839			
Website <a href="#">Tongue River Middle School</a>			

	3-8 (PAWS) Note 8		11th Grade ACT Note 8	
	Below Proficient	Proficient and Advanced		
Reading	15%	85%		
Math	20%	80%		
Science	40%	60%		
Writing	Note 4	Note 4	Note 4	
English				
Composite				
<b>Growth</b>				
Reading	Note 1			
Math	Note 1			
Science	Note 1			
Writing	Note 1			

Notes
Note 1 : Data not provided by Wyoming Department of Education (WDE).
Note 2 : Data not available from WDE.
Note 3 : Data not available from WDE.
Note 4 : Writing Scores for SAWS and ACT writing not available.
Note 5: MEMORANDUM NO. 2013-107 from the WDE indicated that cut scores were adjusted because of a "fluctuation in proficiency rates that cannot credibly be attributed to real changes in student performance". See detailed notes concerning this issue.
Note 6 : Accountability Score not provided by WDE.
Note 7: If scores or percentages are blank, then either students were not tested with PAWS/ACT or there were less than five students tested.
Note 8: To protect individual student confidentiality, results are not reported for 5 or fewer students and performance percentages are capped and indicated with>= or <=.
Notes for school:

Mission Statement
<i>Individual Success Through Education.</i>

2013 School Status Snapshot

Big Horn High School

Sheridan #1

<b>Accountability Rating</b>  <span style="font-size: 2em; color: red;">?</span>  See Note 7
--

School Information			
<b>Basic info</b>	<b>Big Horn High School</b>		
School ID		1701055	
School Type		9-12	
Enrollment		135	
2012 Graduation Rate		93.8%	
Year Built		2010	
Certified Instructors		Note 1	
Overall Student/Teacher ratio		Note 1	
% of students with one or more college courses		Note 2	
2012-13 AYP Status: Not In School Improvement			
<b>Student Groups</b>	<u>2011</u>	<u>2012</u>	<u>2013</u>
Students with Disabilities		Note 3	
Economically Disadvantaged		Note 3	
English Learners		Note 3	
<b>Principal</b>			
George Mirich mirich@sheridan.k12.wy.us			
674-8190 x 103			
<b>Mailing Address</b>			
P.O. Box 490 Big Horn Wyoming, 82833			
Website <a href="#">Big Horn High School</a>			

Achievement		3-8 (PAWS) Note 8		11th Grade ACT Note 8
		Below Proficient	Proficient and Advanced	
Reading				<b>22.5</b>
Math				<b>22.1</b>
Science				<b>22.4</b>
Writing	Note 4		Note 4	Note 4
English				<b>22.0</b>
Composite				<b>22.3</b>
<b>Growth</b>				
Reading	Note 1			
Math	Note 1			
Science	Note 1			
Writing	Note 1			

Notes
Note 1 : Data not provided by Wyoming Department of Education (WDE).
Note 2 : Data not available from WDE.
Note 3 : Data not available from WDE.
Note 4 : Writing Scores for SAWS and ACT writing not available.
Note 5: MEMORANDUM NO. 2013-107 from the WDE indicated that cut scores were adjusted because of a "fluctuation in proficiency rates that cannot credibly be attributed to real changes in student performance". See detailed notes concerning this issue.
Note 6 : Accountability Score not provided by WDE.
Note 7: If scores or percentages are blank, then either students were not tested with PAWS/ACT or there were less than five students tested.
Note 8: To protect individual student confidentiality, results are not reported for 5 or fewer students and performance percentages are capped and indicated with>= or <=.
Notes for school:

**Mission Statement**

*At Big Horn we believe that: OWNERSHIP of learning will yield high results; high EXPECTATIONS for all will maximize achievement; an environment in which students feel SAFE and trusted enhances learning; it is essential to have RESPECT for ourselves, our school, and all members of our learning community; RELATIONSHIPS should be cultivated, maintained, and deepened through interactions of our school exemplary academics and CO-CURRICULAR programs give students opportunities to be successful, involved, and engaged in their school; all members of our learning community have RESPONSIBILITIES and share a collective commitment; personal INTEGRITY should be modeled and evident by staff and students; our environment should harbor TOLERANCE and respect for each other; COMMUNICATION is regular and open at all levels of the educational system.*

**2013 School Status Snapshot**

**Tongue River High School**

**Sheridan #1**

<b>Accountability Rating</b>  <span style="font-size: 2em; color: red;">?</span>  See Note 7
--

School Information			
<b>Basic info</b>	<b>Tongue River High School</b>		
School ID		1701056	
School Type		9-12	
Enrollment		121	
2012 Graduation Rate		87.8%	
Year Built		2009	
Certified Instructors		Note 1	
Overall Student/Teacher ratio		Note 1	
% of students with one or more college courses		Note 2	
2012-13 AYP Status: Not In School Improvement			
<b>Student Groups</b>	<u>2011</u>	<u>2012</u>	<u>2013</u>
Students with Disabilities		Note 3	
Economically Disadvantaged		Note 3	
English Learners		Note 3	
<b>Principal</b>			
Mark Fritz mfritz@sheridan.k12.wy.us			
655-2236 x 104			
<b>Mailing Address</b>			
P.O. Box 408 Dayton Wyoming, 82836			
Website <a href="#">Tongue River High School</a>			

Achievement				
	3-8 (PAWS) Note 8		11th Grade ACT Note 8	
	Below Proficient	Proficient and Advanced		
Reading			<b>18.6</b>	
Math			<b>21.0</b>	
Science			<b>20.8</b>	
Writing	Note 4	Note 4	Note 4	
English			<b>19.0</b>	
Composite			<b>19.9</b>	
<b>Growth</b>				
Reading	Note 1			
Math	Note 1			
Science	Note 1			
Writing	Note 1			

Notes
Note 1 : Data not provided by Wyoming Department of Education (WDE).
Note 2 : Data not available from WDE.
Note 3 : Data not available from WDE.
Note 4 : Writing Scores for SAWS and ACT writing not available.
Note 5: MEMORANDUM NO. 2013-107 from the WDE indicated that cut scores were adjusted because of a "fluctuation in proficiency rates that cannot credibly be attributed to real changes in student performance". See detailed notes concerning this issue.
Note 6 : Accountability Score not provided by WDE.
Note 7: If scores or percentages are blank, then either students were not tested with PAWS/ACT or there were less than five students tested.
Note 8: To protect individual student confidentiality, results are not reported for 5 or fewer students and performance percentages are capped and indicated with>= or <=.
Notes for school:

Mission Statement
<i>Individual Success Through Education.</i>

## Sheridan County School District #2

Accountability Rating

?

See Note 5

### District Information

<b>Basic info Sheridan County School District #2 1702000</b>			
Number of Schools	10		
Total enrollment	3277		
Total State and Local Funding (2011-12)	\$44,757,460		
Per Student Funding	\$13,658		
Per Student Net Unrestricted Assets	\$2,954		
Certified Instructors	Note 1		
Overall Student/Teacher ratio	Note 1		
% of students with one or more college courses	Note 2		
2012-13 AYP Status: Not In District Improvement			
<b>Student Groups</b>			
	<u>2011</u>	<u>2012</u>	<u>2013</u>
Students with Disabilities		Note 3	
Economically Disadvantaged		Note 3	
English Learners		Note 3	
<b>Superintendent</b>			
Craig Dougherty			
674-7405			
craig.dougherty@scsd2.com			
<b>Mailing Address</b>			
P.O. Box 919			
Sheridan, Wyoming 82801			

### Achievement

	3-8 (PAWS) Note 6			ACT 11th grade scores Note 6		
	Proficient and Advanced	State Proficient and Advanced (including District)	State Proficient and Advanced (excluding District)	District 11th Grade ACT	State 11th Grade ACT (including District)	State 11th Grade ACT (excluding District)
Reading	90.4%	74.6%	74.0%	20.9	20.1	20.1
Math	93.5%	79.0%	78.4%	21.6	19.7	19.6
Science	65.3%	50.8%	50.3%	21.0	19.8	19.8
Writing	Note 4	Note 4	Note 4	Note 4	Note 4	Note 4
English				20.9	18.8	18.7
Composite				21.2	19.7	19.7

### Growth

Reading	Note 5
Math	Note 5
Science	Note 5
Writing	Note 5

### Notes

Note 1: Information not provided by Wyoming Department of Education (WDE).

Note 2: Information not available from WDE

Note 3: Information not provided by WDE.

Note 4: Writing scores for SAWS and ACT not released by WDE.

Note 5: Growth and Accountability data not provided by WDE.

Note 6: To protect individual student confidentiality, results are not reported for 5 or fewer students and performance percentages are capped and indicated with >= or <=.

**2013 School Status Snapshot**

**Henry A. Coffeen Elementary**

**Sheridan #2**

<b>Accountability Rating</b>  <span style="font-size: 2em; color: red;">?</span>  See Note 7
--

School Information			
<b>Basic info</b>	<b>Henry A. Coffeen Elementary</b>		
School ID	1702002		
School Type	K-5		
Enrollment	264		
2012 Graduation Rate			
Year Built	1966		
Certified Instructors	Note 1		
Overall Student/Teacher ratio	Note 1		
% of students with one or more college courses	Note 2		
2012-13 AYP Status: Not In School Improvement			
<b>Student Groups</b>	<u>2011</u>	<u>2012</u>	<u>2013</u>
Students with Disabilities		Note 3	
Economically Disadvantaged		Note 3	
English Learners		Note 3	
<b>Principal</b>			
Nicole Trahan nikki.trahan@scsd2.com			
674-9333			
<b>Mailing Address</b>			
1301 Avon St Sheridan Wyoming, 82801			
Website <a href="#">Henry A. Coffeen Elementary</a>			

Achievement	3-8 (PAWS) Note 8		11th Grade ACT Note 8
	Below Proficient	Proficient and Advanced	
Reading	14%	<b>86%</b>	
Math	2%	<b>98%</b>	
Science	42%	<b>58%</b>	
Writing	Note 4	Note 4	Note 4
English			
Composite			
<b>Growth</b>			
Reading	Note 1		
Math	Note 1		
Science	Note 1		
Writing	Note 1		

Notes
Note 1 : Data not provided by Wyoming Department of Education (WDE).
Note 2 : Data not available from WDE.
Note 3 : Data not available from WDE.
Note 4 : Writing Scores for SAWS and ACT writing not available.
Note 5: MEMORANDUM NO. 2013-107 from the WDE indicated that cut scores were adjusted because of a "fluctuation in proficiency rates that cannot credibly be attributed to real changes in student performance". See detailed notes concerning this issue.
Note 6 : Accountability Score not provided by WDE.
Note 7: If scores or percentages are blank, then either students were not tested with PAWS/ACT or there were less than five students tested.
Note 8: To protect individual student confidentiality, results are not reported for 5 or fewer students and performance percentages are capped and indicated with>= or <=.
Notes for school:

**Mission Statement**

*At Coffeen our mission is to inspire students to achieve extraordinary success through leadership. We believe in the Leader In Me program that implements Stephen Covey's 7 Habits of Highly-Effective People. We believe each student has the unique ability to be a leader and we work each and every day to help our students to achieve their potential and become productive members of their school, community, and world. It all starts with Habit 1 - Be Proactive---You are in charge.*

2013 School Status Snapshot

Highland Park Elementary

Sheridan #2

<b>Accountability Rating</b>  <span style="font-size: 2em; color: red;">?</span>  See Note 7
--

School Information			
<b>Basic info</b>	<b>Highland Park Elementary</b>		
School ID	1702003		
School Type	K-5		
Enrollment	352		
2012 Graduation Rate			
Year Built	2006		
Certified Instructors	Note 1		
Overall Student/Teacher ratio	Note 1		
% of students with one or more college courses	Note 2		
2012-13 AYP Status: Not In School Improvement			
<b>Student Groups</b>	<u>2011</u>	<u>2012</u>	<u>2013</u>
Students with Disabilities		Note 3	
Economically Disadvantaged		Note 3	
English Learners		Note 3	
<b>Principal</b>			
Brent Leibach brent.leibach@scsd2.com			
672-2113			
<b>Mailing Address</b>			
2 Mydland Road Sheridan Wyoming, 82801			
Website <a href="#">Highland Park Elementary</a>			

	3-8 (PAWS) Note 8		11th Grade ACT Note 8	
	Below Proficient	Proficient and Advanced		
Reading	5%	95%		
Math	4%	96%		
Science	24%	76%		
Writing	Note 4	Note 4	Note 4	
English				
Composite				
<b>Growth</b>				
Reading	Note 1			
Math	Note 1			
Science	Note 1			
Writing	Note 1			

Notes
Note 1 : Data not provided by Wyoming Department of Education (WDE).
Note 2 : Data not available from WDE.
Note 3 : Data not available from WDE.
Note 4 : Writing Scores for SAWS and ACT writing not available.
Note 5: MEMORANDUM NO. 2013-107 from the WDE indicated that cut scores were adjusted because of a "fluctuation in proficiency rates that cannot credibly be attributed to real changes in student performance". See detailed notes concerning this issue.
Note 6 : Accountability Score not provided by WDE.
Note 7: If scores or percentages are blank, then either students were not tested with PAWS/ACT or there were less than five students tested.
Note 8: To protect individual student confidentiality, results are not reported for 5 or fewer students and performance percentages are capped and indicated with>= or <=.
Notes for school:

**Mission Statement**

*Highland Park is a community of learners. L Lifelong love of learning by responsible students who are actively engaged. E Experiences that appropriately challenge all students' needs. A Acknowledgment of our students' needs through communication. R Reaching high expectations set by parents and staff. N Needs of each individual child are met. E Environment that is physically and emotionally supportive. R Role models for caring and productive citizens. S success for all students.*



2013 School Status Snapshot

Story Elementary

Sheridan #2

<b>Accountability Rating</b>  <span style="font-size: 2em; color: red;">?</span>  See Note 7
--

School Information			
<b>Basic info</b>	<b>Story Elementary</b>		
School ID	1702005		
School Type	K-5		
Enrollment	11		
2012 Graduation Rate			
Year Built	1956		
Certified Instructors	Note 1		
Overall Student/Teacher ratio	Note 1		
% of students with one or more college courses	Note 2		
2012-13 AYP Status: Not In School Improvement			
<b>Student Groups</b>	<u>2011</u>	<u>2012</u>	<u>2013</u>
Students with Disabilities		Note 3	
Economically Disadvantaged		Note 3	
English Learners		Note 3	
<b>Principal</b>			
Nicole Trahan nikki.trahan@scsd2.com			
674-9333			
<b>Mailing Address</b>			
P.O. Box 129 Story Wyoming, 82842			
Website <a href="#">Story Elementary</a>			

Achievement			
	3-8 (PAWS) Note 8		11th Grade ACT Note 8
	Below Proficient	Proficient and Advanced	
Reading			
Math			
Science			
Writing	Note 4	Note 4	Note 4
English			
Composite			
Growth			
Reading	Note 1		
Math	Note 1		
Science	Note 1		
Writing	Note 1		

Notes
Note 1 : Data not provided by Wyoming Department of Education (WDE).
Note 2 : Data not available from WDE.
Note 3 : Data not available from WDE.
Note 4 : Writing Scores for SAWS and ACT writing not available.
Note 5: MEMORANDUM NO. 2013-107 from the WDE indicated that cut scores were adjusted because of a "fluctuation in proficiency rates that cannot credibly be attributed to real changes in student performance". See detailed notes concerning this issue.
Note 6 : Accountability Score not provided by WDE.
Note 7: If scores or percentages are blank, then either students were not tested with PAWS/ACT or there were less than five students tested.
Note 8: To protect individual student confidentiality, results are not reported for 5 or fewer students and performance percentages are capped and indicated with>= or <=.
Notes for school:

Mission Statement
<i>Inspiring success through leadership- Whatever It Takes.</i>

2013 School Status Snapshot

Woodland Park Elementary

Sheridan #2

<b>Accountability Rating</b>  <span style="font-size: 2em; color: red;">?</span>  See Note 7
--

School Information			
<b>Basic info</b>	<b>Woodland Park Elementary</b>		
School ID	1702007		
School Type	K-5		
Enrollment	254		
2012 Graduation Rate			
Year Built	2009		
Certified Instructors	Note 1		
Overall Student/Teacher ratio	Note 1		
% of students with one or more college courses	Note 2		
2012-13 AYP Status: Not In School Improvement			
<b>Student Groups</b>	<u>2011</u>	<u>2012</u>	<u>2013</u>
Students with Disabilities		Note 3	
Economically Disadvantaged		Note 3	
English Learners		Note 3	
<b>Principal</b>			
Paige Sanders paige.sanders@scsd2.com			
674-7937 x 6101			
<b>Mailing Address</b>			
1010 East Woodland Park Road Sheridan Wyoming, 82801			
Website <a href="#">Woodland Park Elementary</a>			

	3-8 (PAWS) Note 8		11th Grade ACT Note 8	
	Below Proficient	Proficient and Advanced		
Reading	13%	87%		
Math	5%	95%		
Science	27%	73%		
Writing	Note 4	Note 4	Note 4	
English				
Composite				
<b>Growth</b>				
Reading	Note 1			
Math	Note 1			
Science	Note 1			
Writing	Note 1			

Notes
Note 1 : Data not provided by Wyoming Department of Education (WDE).
Note 2 : Data not available from WDE.
Note 3 : Data not available from WDE.
Note 4 : Writing Scores for SAWS and ACT writing not available.
Note 5: MEMORANDUM NO. 2013-107 from the WDE indicated that cut scores were adjusted because of a "fluctuation in proficiency rates that cannot credibly be attributed to real changes in student performance". See detailed notes concerning this issue.
Note 6 : Accountability Score not provided by WDE.
Note 7: If scores or percentages are blank, then either students were not tested with PAWS/ACT or there were less than five students tested.
Note 8: To protect individual student confidentiality, results are not reported for 5 or fewer students and performance percentages are capped and indicated with>= or <=.
Notes for school:

Mission Statement
A Community that Believes all Students can Achieve.

**2013 School Status Snapshot**

**Meadowlark Elementary**

**Sheridan #2**

<b>Accountability Rating</b>  <span style="font-size: 2em; color: red;">?</span>  See Note 7
--

School Information			
<b>Basic info</b>	<b>Meadowlark Elementary</b>		
School ID		1702009	
School Type		K-5	
Enrollment		327	
2012 Graduation Rate			
Year Built		2012	
Certified Instructors		Note 1	
Overall Student/Teacher ratio		Note 1	
% of students with one or more college courses		Note 2	
2012-13 AYP Status: Not In School Improvement			
<b>Student Groups</b>	<u>2011</u>	<u>2012</u>	<u>2013</u>
Students with Disabilities		Note 3	
Economically Disadvantaged		Note 3	
English Learners		Note 3	
<b>Principal</b>			
Casey O'Connor casey.oconnor@scsd2.com			
672-3786 x 6601			
<b>Mailing Address</b>			
1410 DeSmet Ave Sheridan Wyoming, 82801			
Website <a href="#">Meadowlark Elementary</a>			

	3-8 (PAWS) Note 8		11th Grade ACT Note 8	
	Below Proficient	Proficient and Advanced		
Reading	9%	<b>91%</b>		
Math	3%	<b>97%</b>		
Science	29%	<b>71%</b>		
Writing	Note 4	Note 4	Note 4	
English				
Composite				
<b>Growth</b>				
Reading	Note 1			
Math	Note 1			
Science	Note 1			
Writing	Note 1			

Notes
Note 1 : Data not provided by Wyoming Department of Education (WDE).
Note 2 : Data not available from WDE.
Note 3 : Data not available from WDE.
Note 4 : Writing Scores for SAWS and ACT writing not available.
Note 5: MEMORANDUM NO. 2013-107 from the WDE indicated that cut scores were adjusted because of a "fluctuation in proficiency rates that cannot credibly be attributed to real changes in student performance". See detailed notes concerning this issue.
Note 6 : Accountability Score not provided by WDE.
Note 7: If scores or percentages are blank, then either students were not tested with PAWS/ACT or there were less than five students tested.
Note 8: To protect individual student confidentiality, results are not reported for 5 or fewer students and performance percentages are capped and indicated with>= or <=.
Notes for school:

Mission Statement
<i>Meadowlark School: Celebrating Learning, Respecting Diversity, Building Community.</i>

2013 School Status Snapshot

Sagebrush Elementary

Sheridan #2

<b>Accountability Rating</b>  <span style="font-size: 2em; color: red;">?</span>  See Note 7
--

School Information			
<b>Basic info</b>	<b>Sagebrush Elementary</b>		
School ID	1702010		
School Type	K-5		
Enrollment	354		
2012 Graduation Rate			
Year Built	1986		
Certified Instructors	Note 1		
Overall Student/Teacher ratio	Note 1		
% of students with one or more college courses	Note 2		
2012-13 AYP Status: Not In School Improvement			
<b>Student Groups</b>	<u>2011</u>	<u>2012</u>	<u>2013</u>
Students with Disabilities		Note 3	
Economically Disadvantaged		Note 3	
English Learners		Note 3	
<b>Principal</b>			
Mike Wood mike.wood@scsd2.com			
672-9059			
<b>Mailing Address</b>			
1685 Hillpond Drive Sheridan Wyoming, 82801			
Website <a href="#">Sagebrush Elementary</a>			

	3-8 (PAWS) Note 8		11th Grade ACT Note 8	
	Below Proficient	Proficient and Advanced		
Reading	19%	<b>81%</b>		
Math	8%	<b>92%</b>		
Science	38%	<b>62%</b>		
Writing	Note 4	Note 4	Note 4	
English				
Composite				
<b>Growth</b>				
Reading	Note 1			
Math	Note 1			
Science	Note 1			
Writing	Note 1			

Notes
Note 1 : Data not provided by Wyoming Department of Education (WDE).
Note 2 : Data not available from WDE.
Note 3 : Data not available from WDE.
Note 4 : Writing Scores for SAWS and ACT writing not available.
Note 5: MEMORANDUM NO. 2013-107 from the WDE indicated that cut scores were adjusted because of a "fluctuation in proficiency rates that cannot credibly be attributed to real changes in student performance". See detailed notes concerning this issue.
Note 6 : Accountability Score not provided by WDE.
Note 7: If scores or percentages are blank, then either students were not tested with PAWS/ACT or there were less than five students tested.
Note 8: To protect individual student confidentiality, results are not reported for 5 or fewer students and performance percentages are capped and indicated with>= or <=.
Notes for school:

Mission Statement
<i>We are 21st century learners who are respectful, responsible, safe, and kind.</i>

2013 School Status Snapshot

Sheridan Junior High School

Sheridan #2

<b>Accountability Rating</b>  <span style="font-size: 2em; color: red;">?</span>  See Note 7
--

School Information			
<b>Basic info</b>	<b>Sheridan Junior High School</b>		
School ID	1702050		
School Type	6-8		
Enrollment	761		
2012 Graduation Rate			
Year Built	2005		
Certified Instructors	Note 1		
Overall Student/Teacher ratio	Note 1		
% of students with one or more college courses	Note 2		
2012-13 AYP Status: Not In School Improvement, Warning Year			
<b>Student Groups</b>	<u>2011</u>	<u>2012</u>	<u>2013</u>
Students with Disabilities		Note 3	
Economically Disadvantaged		Note 3	
English Learners		Note 3	
<b>Principal</b>			
Mitch Craft mitch.craft@scsd2.com			
672-9745			
<b>Mailing Address</b>			
500 Lewis Street Sheridan Wyoming, 82801			
Website <a href="#">Sheridan Junior High School</a>			

	3-8 (PAWS) Note 8		11th Grade ACT Note 8	
	Below Proficient	Proficient and Advanced		
Reading	7%	93%		
Math	8%	92%		
Science	36%	64%		
Writing	Note 4	Note 4	Note 4	
English				
Composite				
<b>Growth</b>				
Reading	Note 1			
Math	Note 1			
Science	Note 1			
Writing	Note 1			

Notes
Note 1 : Data not provided by Wyoming Department of Education (WDE).
Note 2 : Data not available from WDE.
Note 3 : Data not available from WDE.
Note 4 : Writing Scores for SAWS and ACT writing not available.
Note 5: MEMORANDUM NO. 2013-107 from the WDE indicated that cut scores were adjusted because of a "fluctuation in proficiency rates that cannot credibly be attributed to real changes in student performance". See detailed notes concerning this issue.
Note 6 : Accountability Score not provided by WDE.
Note 7: If scores or percentages are blank, then either students were not tested with PAWS/ACT or there were less than five students tested.
Note 8: To protect individual student confidentiality, results are not reported for 5 or fewer students and performance percentages are capped and indicated with>= or <=.
Notes for school:

Mission Statement
<i>Sheridan County School District No. 2 faculty, staff, and administration are dedicated to preparing every student with the skills, knowledge, and attitudes needed for success.</i>

2013 School Status Snapshot

The Wright Place

Sheridan #2

<b>Accountability Rating</b>  <span style="font-size: 2em; color: red;">?</span>  See Note 7
--

School Information			
<b>Basic info</b>	<b>The Wright Place</b>		
School ID	1702052		
School Type	6-8		
Enrollment	11		
2012 Graduation Rate			
Year Built	1977		
Certified Instructors	Note 1		
Overall Student/Teacher ratio	Note 1		
% of students with one or more college courses	Note 2		
2012-13 AYP Status: Not In School Improvement			
<b>Student Groups</b>	<u>2011</u>	<u>2012</u>	<u>2013</u>
Students with Disabilities		Note 3	
Economically Disadvantaged		Note 3	
English Learners		Note 3	
<b>Principal</b>			
Sean Wells sean.wells@scsd2.com			
673-8732 x 5830			
<b>Mailing Address</b>			
620 Lewis Street Sheridan Wyoming, 82801			
Website <a href="#">The Wright Place</a>			

	3-8 (PAWS) Note 8		11th Grade ACT Note 8
	Below Proficient	Proficient and Advanced	
Reading	27%	73%	
Math	33%	67%	
Science	100%	0%	
Writing	Note 4	Note 4	Note 4
English			
Composite			
<b>Growth</b>			
Reading	Note 1		
Math	Note 1		
Science	Note 1		
Writing	Note 1		

Notes
Note 1 : Data not provided by Wyoming Department of Education (WDE).
Note 2 : Data not available from WDE.
Note 3 : Data not available from WDE.
Note 4 : Writing Scores for SAWS and ACT writing not available.
Note 5: MEMORANDUM NO. 2013-107 from the WDE indicated that cut scores were adjusted because of a "fluctuation in proficiency rates that cannot credibly be attributed to real changes in student performance". See detailed notes concerning this issue.
Note 6 : Accountability Score not provided by WDE.
Note 7: If scores or percentages are blank, then either students were not tested with PAWS/ACT or there were less than five students tested.
Note 8: To protect individual student confidentiality, results are not reported for 5 or fewer students and performance percentages are capped and indicated with>= or <=.
Notes for school:

Mission Statement
<i>Fort Mackenzie High School's Mission is to educate each individual based on needs and abilities; meeting high standards and academic excellence.</i>

2013 School Status Snapshot

Ft. Mackenzie

Sheridan #2

<b>Accountability Rating</b>  <span style="font-size: 2em; color: red;">?</span>  See Note 7
--

School Information			
<b>Basic info</b>	<b>Ft. Mackenzie</b>		
School ID			1702056
School Type			9-12
Enrollment			42
2012 Graduation Rate			60.0%
Year Built			1977
Certified Instructors			Note 1
Overall Student/Teacher ratio			Note 1
% of students with one or more college courses			Note 2
2012-13 AYP Status: School Improvement, Year 3			
<b>Student Groups</b>	<u>2011</u>	<u>2012</u>	<u>2013</u>
Students with Disabilities		Note 3	
Economically Disadvantaged		Note 3	
English Learners		Note 3	
<b>Principal</b>			
Sean Wells sean.wells@scsd2.com			
673-8732 x 5830			
<b>Mailing Address</b>			
620 Lewis Street Sheridan Wyoming, 82801			
Website <a href="#">Ft. Mackenzie</a>			

Achievement				
	3-8 (PAWS) Note 8		11th Grade ACT Note 8	
	Below Proficient	Proficient and Advanced		
Reading			<b>23.0</b>	
Math			<b>22.5</b>	
Science			<b>21.6</b>	
Writing	Note 4	Note 4	Note 4	
English			<b>21.9</b>	
Composite			<b>22.6</b>	
Growth				
Reading	Note 1			
Math	Note 1			
Science	Note 1			
Writing	Note 1			

Notes
Note 1 : Data not provided by Wyoming Department of Education (WDE).
Note 2 : Data not available from WDE.
Note 3 : Data not available from WDE.
Note 4 : Writing Scores for SAWS and ACT writing not available.
Note 5: MEMORANDUM NO. 2013-107 from the WDE indicated that cut scores were adjusted because of a "fluctuation in proficiency rates that cannot credibly be attributed to real changes in student performance". See detailed notes concerning this issue.
Note 6 : Accountability Score not provided by WDE.
Note 7: If scores or percentages are blank, then either students were not tested with PAWS/ACT or there were less than five students tested.
Note 8: To protect individual student confidentiality, results are not reported for 5 or fewer students and performance percentages are capped and indicated with>= or <=.
Notes for school:

Mission Statement
<i>Fort Mackenzie High School's Mission is to educate each individual based on needs and abilities; meeting high standards and academic excellence.</i>

2013 School Status Snapshot

Sheridan High School

Sheridan #2

<b>Accountability Rating</b>  <span style="font-size: 2em; color: red;">?</span>  See Note 7
--

School Information			
<b>Basic info</b>	<b>Sheridan High School</b>		
School ID		1702057	
School Type		9-12	
Enrollment		901	
2012 Graduation Rate		86.5%	
Year Built		1987	
Certified Instructors		Note 1	
Overall Student/Teacher ratio		Note 1	
% of students with one or more college courses		Note 2	
2012-13 AYP Status: Not In School Improvement			
<b>Student Groups</b>	<u>2011</u>	<u>2012</u>	<u>2013</u>
Students with Disabilities		Note 3	
Economically Disadvantaged		Note 3	
English Learners		Note 3	
<b>Principal</b>			
Dirlene Wheeler dirlene.wheeler@scsd2.com			
672-2495			
<b>Mailing Address</b>			
1056 Long Drive Sheridan Wyoming, 82801			
Website <a href="#">Sheridan High School</a>			

Achievement				
	3-8 (PAWS) Note 8		11th Grade ACT Note 8	
	Below Proficient	Proficient and Advanced		
Reading			<b>20.9</b>	
Math			<b>21.6</b>	
Science			<b>21.0</b>	
Writing	Note 4	Note 4	Note 4	
English			<b>20.9</b>	
Composite			<b>21.2</b>	
<b>Growth</b>				
Reading	Note 1			
Math	Note 1			
Science	Note 1			
Writing	Note 1			

Notes
Note 1 : Data not provided by Wyoming Department of Education (WDE).
Note 2 : Data not available from WDE.
Note 3 : Data not available from WDE.
Note 4 : Writing Scores for SAWS and ACT writing not available.
Note 5: MEMORANDUM NO. 2013-107 from the WDE indicated that cut scores were adjusted because of a "fluctuation in proficiency rates that cannot credibly be attributed to real changes in student performance". See detailed notes concerning this issue.
Note 6 : Accountability Score not provided by WDE.
Note 7: If scores or percentages are blank, then either students were not tested with PAWS/ACT or there were less than five students tested.
Note 8: To protect individual student confidentiality, results are not reported for 5 or fewer students and performance percentages are capped and indicated with>= or <=.
Notes for school:

Mission Statement
<i>The Sheridan High School community will work to empower all students to attain skills, have positive attitudes, and seek knowledge to be successful in a changing world.</i>



## Sheridan County School District #3

Accountability Rating

?

See Note 5

District Information			
<b>Basic info Sheridan County School District #3 1703000</b>			
Number of Schools			4
Total enrollment			90
Total State and Local Funding (2011-12)			\$3,486,945
Per Student Funding			\$38,744
Per Student Net Unrestricted Assets			\$6,782
Certified Instructors			Note 1
Overall Student/Teacher ratio			Note 1
% of students with one or more college courses			Note 2
2012-13 AYP Status: Not In District Improvement			
<b>Student Groups</b>			
	<u>2011</u>	<u>2012</u>	<u>2013</u>
Students with Disabilities		Note 3	
Economically Disadvantaged		Note 3	
English Learners		Note 3	
<b>Superintendent</b>			
Charles Auzqui			
758-4412			
cauzqui@shr3.k12.wy.us			
<b>Mailing Address</b>			
P.O. Box 125			
Clearmont, Wyoming 82835			

Achievement		3-8 (PAWS) Note 6			ACT 11th grade scores Note 6		
	Proficient and Advanced	State Proficient and Advanced (including District)	State Proficient and Advanced (excluding District)	District 11th Grade ACT	State 11th Grade ACT (including District)	State 11th Grade ACT (excluding District)	
Reading	73.0%	74.6%	74.6%	20.8	20.1	20.1	
Math	78.4%	79.0%	79.0%	21.2	19.7	19.6	
Science	46.2%	50.8%	50.9%	21.9	19.8	19.8	
Writing	Note 4	Note 4	Note 4	Note 4	Note 4	Note 4	
English				20.3	18.8	18.8	
Composite				21.1	19.7	19.7	
<b>Growth</b>							
Reading		Note 5					
Math		Note 5					
Science		Note 5					
Writing		Note 5					

Notes
<p>Note 1: Information not provided by Wyoming Department of Education (WDE).</p> <p>Note 2: Information not available from WDE</p> <p>Note 3: Information not provided by WDE.</p> <p>Note 4: Writing scores for SAWS and ACT not released by WDE.</p> <p>Note 5: Growth and Accountability data not provided by WDE.</p> <p>Note 6: To protect individual student confidentiality, results are not reported for 5 or fewer students and performance percentages are capped and indicated with &gt;= or &lt;=.</p>

**2013 School Status Snapshot**

**Arvada Elementary**

**Sheridan #3**

<b>Accountability Rating</b>  <span style="font-size: 2em; color: red;">?</span>  See Note 7
--

School Information			
<b>Basic info</b>	<b>Arvada Elementary</b>		
School ID	1703001		
School Type	K-6		
Enrollment	7		
2012 Graduation Rate			
Year Built	2009		
Certified Instructors	Note 1		
Overall Student/Teacher ratio	Note 1		
% of students with one or more college courses	Note 2		
2012-13 AYP Status: Not In School Improvement			
<b>Student Groups</b>	<u>2011</u>	<u>2012</u>	<u>2013</u>
Students with Disabilities		Note 3	
Economically Disadvantaged		Note 3	
English Learners		Note 3	
<b>Principal</b>			
Christy Wright christy@sheridan.k12.wy.us			
758-4412 x 120			
<b>Mailing Address</b>			
P.O. Box 125 Clearmont Wyoming, 82835			
Website <a href="#">Arvada Elementary</a>			

Achievement			
	3-8 (PAWS) Note 8		11th Grade ACT Note 8
	Below Proficient	Proficient and Advanced	
Reading			
Math			
Science			
Writing	Note 4	Note 4	Note 4
English			
Composite			
Growth			
Reading	Note 1		
Math	Note 1		
Science	Note 1		
Writing	Note 1		

Notes
Note 1 : Data not provided by Wyoming Department of Education (WDE).
Note 2 : Data not available from WDE.
Note 3 : Data not available from WDE.
Note 4 : Writing Scores for SAWS and ACT writing not available.
Note 5: MEMORANDUM NO. 2013-107 from the WDE indicated that cut scores were adjusted because of a "fluctuation in proficiency rates that cannot credibly be attributed to real changes in student performance". See detailed notes concerning this issue.
Note 6 : Accountability Score not provided by WDE.
Note 7: If scores or percentages are blank, then either students were not tested with PAWS/ACT or there were less than five students tested.
Note 8: To protect individual student confidentiality, results are not reported for 5 or fewer students and performance percentages are capped and indicated with>= or <=.
Notes for school:

Mission Statement
<i>Empowering students to succeed as life-long learners through diverse and individual educational opportunities.</i>

**2013 School Status Snapshot**

**Clearmont Elementary**

**Sheridan #3**

<b>Accountability Rating</b>  <span style="font-size: 2em; color: red;">?</span>  See Note 7
--

School Information			
<b>Basic info</b>	<b>Clearmont Elementary</b>		
School ID	1703002		
School Type	K-6		
Enrollment	36		
2012 Graduation Rate			
Year Built	2007		
Certified Instructors	Note 1		
Overall Student/Teacher ratio	Note 1		
% of students with one or more college courses	Note 2		
2012-13 AYP Status: Not In School Improvement			
<b>Student Groups</b>	<u>2011</u>	<u>2012</u>	<u>2013</u>
Students with Disabilities		Note 3	
Economically Disadvantaged		Note 3	
English Learners		Note 3	
<b>Principal</b>			
Christy Wright cwright@shr3.k12.wy.us			
758-4412 x 120			
<b>Mailing Address</b>			
P.O. Box 125 Clearmont Wyoming, 82835			
Website <a href="#">Clearmont Elementary</a>			

Achievement	3-8 (PAWS) Note 8		11th Grade ACT Note 8
	Below Proficient	Proficient and Advanced	
Reading	36%	64%	
Math	18%	82%	
Science	67%	33%	
Writing	Note 4	Note 4	Note 4
English			
Composite			
<b>Growth</b>			
Reading	Note 1		
Math	Note 1		
Science	Note 1		
Writing	Note 1		

Notes
Note 1 : Data not provided by Wyoming Department of Education (WDE).
Note 2 : Data not available from WDE.
Note 3 : Data not available from WDE.
Note 4 : Writing Scores for SAWS and ACT writing not available.
Note 5: MEMORANDUM NO. 2013-107 from the WDE indicated that cut scores were adjusted because of a "fluctuation in proficiency rates that cannot credibly be attributed to real changes in student performance". See detailed notes concerning this issue.
Note 6 : Accountability Score not provided by WDE.
Note 7: If scores or percentages are blank, then either students were not tested with PAWS/ACT or there were less than five students tested.
Note 8: To protect individual student confidentiality, results are not reported for 5 or fewer students and performance percentages are capped and indicated with >= or <=.
Notes for school:

Mission Statement
<i>Empowering students to succeed as life-long learners through diverse and individual educational opportunities.</i>

**2013 School Status Snapshot**

**Arvada-Clearmont Junior High**

**Sheridan #3**

<b>Accountability Rating</b>  <span style="font-size: 2em; color: red;">?</span>  See Note 7
--

School Information			
<b>Basic info</b>	<b>Arvada-Clearmont Junior High</b>		
School ID	1703051		
School Type	7-8		
Enrollment	15		
2012 Graduation Rate			
Year Built	1993		
Certified Instructors	Note 1		
Overall Student/Teacher ratio	Note 1		
% of students with one or more college courses	Note 2		
2012-13 AYP Status: Not In School Improvement			
<b>Student Groups</b>	<u>2011</u>	<u>2012</u>	<u>2013</u>
Students with Disabilities		Note 3	
Economically Disadvantaged		Note 3	
English Learners		Note 3	
<b>Principal</b>			
Christy Wright cwright@shr3.k12.wy.us			
758-4412 x 120			
<b>Mailing Address</b>			
P.O. Box 125 Clearmont Wyoming, 82835			
Website <a href="#">Arvada-Clearmont Junior High</a>			

	3-8 (PAWS) Note 8		11th Grade ACT Note 8	
	Below Proficient	Proficient and Advanced		
Reading	14%	<b>86%</b>		
Math	29%	<b>71%</b>		
Science	43%	<b>57%</b>		
Writing	Note 4	Note 4	Note 4	
English				
Composite				
<b>Growth</b>				
Reading	Note 1			
Math	Note 1			
Science	Note 1			
Writing	Note 1			

Notes
Note 1 : Data not provided by Wyoming Department of Education (WDE).
Note 2 : Data not available from WDE.
Note 3 : Data not available from WDE.
Note 4 : Writing Scores for SAWS and ACT writing not available.
Note 5: MEMORANDUM NO. 2013-107 from the WDE indicated that cut scores were adjusted because of a "fluctuation in proficiency rates that cannot credibly be attributed to real changes in student performance". See detailed notes concerning this issue.
Note 6 : Accountability Score not provided by WDE.
Note 7: If scores or percentages are blank, then either students were not tested with PAWS/ACT or there were less than five students tested.
Note 8: To protect individual student confidentiality, results are not reported for 5 or fewer students and performance percentages are capped and indicated with>= or <=.
Notes for school:

Mission Statement
<i>Empowering students to succeed as life-long learners through diverse and individual educational opportunities.</i>

2013 School Status Snapshot

Arvada-Clearmont High School

Sheridan #3

<b>Accountability Rating</b>  <span style="font-size: 2em; color: red;">?</span>  See Note 7
--

School Information			
<b>Basic info</b>	<b>Arvada-Clearmont High School</b>		
School ID			1703055
School Type			9-12
Enrollment			32
2012 Graduation Rate			N/R
Year Built			1993
Certified Instructors			Note 1
Overall Student/Teacher ratio			Note 1
% of students with one or more college courses			Note 2
2012-13 AYP Status: Not In School Improvement			
<b>Student Groups</b>	<u>2011</u>	<u>2012</u>	<u>2013</u>
Students with Disabilities		Note 3	
Economically Disadvantaged		Note 3	
English Learners		Note 3	
<b>Principal</b>			
Christy Wright cwright@shr3.k12.wy.us			
758-4412 x 120			
<b>Mailing Address</b>			
P.O. Box 125 Clearmont Wyoming, 82835			
Website <a href="#">Arvada-Clearmont High School</a>			

Achievement		3-8 (PAWS) Note 8		11th Grade ACT Note 8
		Below Proficient	Proficient and Advanced	
Reading				<b>20.8</b>
Math				<b>21.2</b>
Science				<b>21.9</b>
Writing	Note 4		Note 4	Note 4
English				<b>20.3</b>
Composite				<b>21.1</b>
<b>Growth</b>				
Reading	Note 1			
Math	Note 1			
Science	Note 1			
Writing	Note 1			

Notes
Note 1 : Data not provided by Wyoming Department of Education (WDE).
Note 2 : Data not available from WDE.
Note 3 : Data not available from WDE.
Note 4 : Writing Scores for SAWS and ACT writing not available.
Note 5: MEMORANDUM NO. 2013-107 from the WDE indicated that cut scores were adjusted because of a "fluctuation in proficiency rates that cannot credibly be attributed to real changes in student performance". See detailed notes concerning this issue.
Note 6 : Accountability Score not provided by WDE.
Note 7: If scores or percentages are blank, then either students were not tested with PAWS/ACT or there were less than five students tested.
Note 8: To protect individual student confidentiality, results are not reported for 5 or fewer students and performance percentages are capped and indicated with>= or <=.
Notes for school:

Mission Statement
<i>Empowering students to succeed as life-long learners through diverse and individual educational opportunities.</i>

# Sublette County School District #1

Accountability Rating

?

See Note 5

## District Information

<b>Basic info</b>	<b>Sublette County School District #1</b>			<b>1801000</b>
Number of Schools				4
Total enrollment				1018
Total State and Local Funding (2011-12)				\$26,598,273
Per Student Funding				\$26,128
Per Student Net Unrestricted Assets				\$27,506
Certified Instructors				Note 1
Overall Student/Teacher ratio				Note 1
% of students with one or more college courses				Note 2
2012-13 AYP Status: Not In District Improvement				
<b>Student Groups</b>	<u>2011</u>	<u>2012</u>	<u>2013</u>	
Students with Disabilities		Note 3		
Economically Disadvantaged		Note 3		
English Learners		Note 3		
<b>Superintendent</b>				
Jay Harnack 367-2139 x 1 jharnack@sub1.org				
<b>Mailing Address</b>				
P.O. Box 549 Pinedale, Wyoming 82941				

## Achievement

	3-8 (PAWS) Note 6			ACT 11th grade scores Note 6		
	Proficient and Advanced	State Proficient and Advanced (including District)	State Proficient and Advanced (excluding District)	District 11th Grade ACT	State 11th Grade ACT (including District)	State 11th Grade ACT (excluding District)
Reading	78.4%	74.6%	74.6%	22.1	20.1	20.1
Math	88.0%	79.0%	78.8%	20.8	19.7	19.6
Science	57.0%	50.8%	50.8%	21.8	19.8	19.8
Writing	Note 4	Note 4	Note 4	Note 4	Note 4	Note 4
English				22.1	18.8	18.8
Composite				21.8	19.7	19.7

## Growth

Reading	Note 5
Math	Note 5
Science	Note 5
Writing	Note 5

## Notes

Note 1: Information not provided by Wyoming Department of Education (WDE).

Note 2: Information not available from WDE

Note 3: Information not provided by WDE.

Note 4: Writing scores for SAWS and ACT not released by WDE.

Note 5: Growth and Accountability data not provided by WDE.

Note 6: To protect individual student confidentiality, results are not reported for 5 or fewer students and performance percentages are capped and indicated with >= or <=.

2013 School Status Snapshot

Bondurant Elementary

Sublette #1

<b>Accountability Rating</b>  <span style="font-size: 2em; color: red;">?</span>  See Note 7
--

School Information			
<b>Basic info</b>	<b>Bondurant Elementary</b>		
School ID	1801001		
School Type	K-5		
Enrollment	3		
2012 Graduation Rate			
Year Built	1987		
Certified Instructors	Note 1		
Overall Student/Teacher ratio	Note 1		
% of students with one or more college courses	Note 2		
2012-13 AYP Status: Not In School Improvement			
<b>Student Groups</b>	<u>2011</u>	<u>2012</u>	<u>2013</u>
Students with Disabilities		Note 3	
Economically Disadvantaged		Note 3	
English Learners		Note 3	
<b>Principal</b>			
Greg Legerski glegerski@sub1.org			
367-2828 x 1			
<b>Mailing Address</b>			
P.O. Box 549 Pinedale Wyoming, 82941			
Website <a href="#">Bondurant Elementary</a>			

Achievement			
	3-8 (PAWS) Note 8		11th Grade ACT Note 8
	Below Proficient	Proficient and Advanced	
Reading			
Math			
Science			
Writing	Note 4	Note 4	Note 4
English			
Composite			
Growth			
Reading	Note 1		
Math	Note 1		
Science	Note 1		
Writing	Note 1		

Notes
Note 1 : Data not provided by Wyoming Department of Education (WDE).
Note 2 : Data not available from WDE.
Note 3 : Data not available from WDE.
Note 4 : Writing Scores for SAWS and ACT writing not available.
Note 5: MEMORANDUM NO. 2013-107 from the WDE indicated that cut scores were adjusted because of a "fluctuation in proficiency rates that cannot credibly be attributed to real changes in student performance". See detailed notes concerning this issue.
Note 6 : Accountability Score not provided by WDE.
Note 7: If scores or percentages are blank, then either students were not tested with PAWS/ACT or there were less than five students tested.
Note 8: To protect individual student confidentiality, results are not reported for 5 or fewer students and performance percentages are capped and indicated with>= or <=.
Notes for school:

Mission Statement
<i>Pinedale Elementary School, recognizing the needs of the whole child, empowers all students as lifelong learners.</i>

**2013 School Status Snapshot**

**Pinedale Elementary**

**Sublette #1**

<b>Accountability Rating</b>  <span style="font-size: 2em; color: red;">?</span>  See Note 7
--

School Information			
<b>Basic info</b>	<b>Pinedale Elementary</b>		
School ID	1801002		
School Type	K-5		
Enrollment	491		
2012 Graduation Rate			
Year Built	2010		
Certified Instructors	Note 1		
Overall Student/Teacher ratio	Note 1		
% of students with one or more college courses	Note 2		
2012-13 AYP Status: Not In School Improvement, Warning Year			
<b>Student Groups</b>	<u>2011</u>	<u>2012</u>	<u>2013</u>
Students with Disabilities		Note 3	
Economically Disadvantaged		Note 3	
English Learners		Note 3	
<b>Principal</b>			
Greg Legerski glegerski@sub1.org			
367-2828 x 1			
<b>Mailing Address</b>			
P.O. Box 549 Pinedale Wyoming, 82941			
Website <a href="#">Pinedale Elementary</a>			

Achievement	3-8 (PAWS) Note 8		11th Grade ACT Note 8
	Below Proficient	Proficient and Advanced	
Reading	21%	<b>79%</b>	
Math	9%	<b>91%</b>	
Science	39%	<b>61%</b>	
Writing	Note 4	Note 4	Note 4
English			
Composite			
<b>Growth</b>			
Reading	Note 1		
Math	Note 1		
Science	Note 1		
Writing	Note 1		

Notes
Note 1 : Data not provided by Wyoming Department of Education (WDE).
Note 2 : Data not available from WDE.
Note 3 : Data not available from WDE.
Note 4 : Writing Scores for SAWS and ACT writing not available.
Note 5: MEMORANDUM NO. 2013-107 from the WDE indicated that cut scores were adjusted because of a "fluctuation in proficiency rates that cannot credibly be attributed to real changes in student performance". See detailed notes concerning this issue.
Note 6 : Accountability Score not provided by WDE.
Note 7: If scores or percentages are blank, then either students were not tested with PAWS/ACT or there were less than five students tested.
Note 8: To protect individual student confidentiality, results are not reported for 5 or fewer students and performance percentages are capped and indicated with>= or <=.
Notes for school:

Mission Statement
<i>Pinedale Elementary School, recognizing the needs of the whole child, empowers all students as lifelong learners.</i>



**2013 School Status Snapshot**

**Pinedale Middle School**

**Sublette #1**

<b>Accountability Rating</b>  <span style="font-size: 2em; color: red;">?</span>  See Note 7
--

School Information			
<b>Basic info</b>	<b>Pinedale Middle School</b>		
School ID	1801050		
School Type	6-8		
Enrollment	226		
2012 Graduation Rate			
Year Built	1978		
Certified Instructors	Note 1		
Overall Student/Teacher ratio	Note 1		
% of students with one or more college courses	Note 2		
2012-13 AYP Status: School Improvement, Year 1 (Holding)			
<b>Student Groups</b>	<u>2011</u>	<u>2012</u>	<u>2013</u>
Students with Disabilities		Note 3	
Economically Disadvantaged		Note 3	
English Learners		Note 3	
<b>Principal</b>			
Jeryl Fluckiger jfluckiger@sub1.org			
367-2821			
<b>Mailing Address</b>			
P.O. Box 549 Pinedale Wyoming, 82941			
Website <a href="#">Pinedale Middle School</a>			

	3-8 (PAWS) Note 8		11th Grade ACT Note 8	
	Below Proficient	Proficient and Advanced		
Reading	22%	78%		
Math	15%	85%		
Science	48%	52%		
Writing	Note 4	Note 4	Note 4	
English				
Composite				
<b>Growth</b>				
Reading	Note 1			
Math	Note 1			
Science	Note 1			
Writing	Note 1			

Notes
Note 1 : Data not provided by Wyoming Department of Education (WDE).
Note 2 : Data not available from WDE.
Note 3 : Data not available from WDE.
Note 4 : Writing Scores for SAWS and ACT writing not available.
Note 5: MEMORANDUM NO. 2013-107 from the WDE indicated that cut scores were adjusted because of a "fluctuation in proficiency rates that cannot credibly be attributed to real changes in student performance". See detailed notes concerning this issue.
Note 6 : Accountability Score not provided by WDE.
Note 7: If scores or percentages are blank, then either students were not tested with PAWS/ACT or there were less than five students tested.
Note 8: To protect individual student confidentiality, results are not reported for 5 or fewer students and performance percentages are capped and indicated with>= or <=.
Notes for school:

Mission Statement
<i>Pinedale Middle School will create a safe and supportive community, in which its individual students will succeed academically, socially, and emotionally.</i>

**2013 School Status Snapshot**

**Pinedale High School**

**Sublette #1**

<b>Accountability Rating</b>  <span style="font-size: 2em; color: red;">?</span>  See Note 7
--

School Information			
<b>Basic info</b>	<b>Pinedale High School</b>		
School ID	1801055		
School Type	9-12		
Enrollment	298		
2012 Graduation Rate	91.0%		
Year Built	1958		
Certified Instructors	Note 1		
Overall Student/Teacher ratio	Note 1		
% of students with one or more college courses	Note 2		
2012-13 AYP Status: Not In School Improvement			
<b>Student Groups</b>	<u>2011</u>	<u>2012</u>	<u>2013</u>
Students with Disabilities		Note 3	
Economically Disadvantaged		Note 3	
English Learners		Note 3	
<b>Principal</b>			
Benjamin Smith bsmith@sub1.org			
367-2137 x 2			
<b>Mailing Address</b>			
P.O. Box 549 Pinedale Wyoming, 82941			
Website <a href="#">Pinedale High School</a>			

Achievement				
	3-8 (PAWS) Note 8		11th Grade ACT Note 8	
	Below Proficient	Proficient and Advanced		
Reading			<b>22.1</b>	
Math			<b>20.8</b>	
Science			<b>21.8</b>	
Writing	Note 4	Note 4	Note 4	
English			<b>22.1</b>	
Composite			<b>21.8</b>	
<b>Growth</b>				
Reading	Note 1			
Math	Note 1			
Science	Note 1			
Writing	Note 1			

Notes
Note 1 : Data not provided by Wyoming Department of Education (WDE).
Note 2 : Data not available from WDE.
Note 3 : Data not available from WDE.
Note 4 : Writing Scores for SAWS and ACT writing not available.
Note 5: MEMORANDUM NO. 2013-107 from the WDE indicated that cut scores were adjusted because of a "fluctuation in proficiency rates that cannot credibly be attributed to real changes in student performance". See detailed notes concerning this issue.
Note 6 : Accountability Score not provided by WDE.
Note 7: If scores or percentages are blank, then either students were not tested with PAWS/ACT or there were less than five students tested.
Note 8: To protect individual student confidentiality, results are not reported for 5 or fewer students and performance percentages are capped and indicated with>= or <=.
Notes for school:

**Mission Statement**

*The mission of Pinedale High School is to implement a rigorous, performance-based educational program designed to yield the absolute best effort and work from every student, empowering them to achieve beyond expectations in a safe, collegial environment which will prepare them to be successful in a global society.*

## Sublette County School District #9

Accountability Rating

?

See Note 5

### District Information

<b>Basic info</b>			
Sublette County School District #9		<b>1809000</b>	
Number of Schools		4	
Total enrollment		627	
Total State and Local Funding (2011-12)		\$11,813,690	
Per Student Funding		\$18,842	
Per Student Net Unrestricted Assets		\$7,153	
Certified Instructors		Note 1	
Overall Student/Teacher ratio		Note 1	
% of students with one or more college courses		Note 2	
2012-13 AYP Status: Not In District Improvement			
<b>Student Groups</b>			
	<u>2011</u>	<u>2012</u>	<u>2013</u>
Students with Disabilities		Note 3	
Economically Disadvantaged		Note 3	
English Learners		Note 3	
<b>Superintendent</b>			
Gerry Chase			
276-3322			
gchase@sublette9.org			
<b>Mailing Address</b>			
P.O. Box 769			
Big Piney, Wyoming 83113			

### Achievement

	3-8 (PAWS) Note 6			ACT 11th grade scores Note 6		
	Proficient and Advanced	State Proficient and Advanced (including District)	State Proficient and Advanced (excluding District)	District 11th Grade ACT	State 11th Grade ACT (including District)	State 11th Grade ACT (excluding District)
Reading	72.8%	74.6%	74.6%	19.4	20.1	20.1
Math	82.4%	79.0%	78.9%	19.4	19.7	19.6
Science	42.9%	50.8%	50.9%	19.3	19.8	19.8
Writing	Note 4	Note 4	Note 4	Note 4	Note 4	Note 4
English				18.3	18.8	18.8
Composite				19.2	19.7	19.7

### Growth

Reading	Note 5
Math	Note 5
Science	Note 5
Writing	Note 5

### Notes

Note 1: Information not provided by Wyoming Department of Education (WDE).

Note 2: Information not available from WDE

Note 3: Information not provided by WDE.

Note 4: Writing scores for SAWS and ACT not released by WDE.

Note 5: Growth and Accountability data not provided by WDE.

Note 6: To protect individual student confidentiality, results are not reported for 5 or fewer students and performance percentages are capped and indicated with >= or <=.

2013 School Status Snapshot

Big Piney Elementary

Sublette #9

<b>Accountability Rating</b>  <span style="font-size: 2em; color: red;">?</span>  See Note 7
--

School Information			
<b>Basic info</b>	<b>Big Piney Elementary</b>		
School ID	1809001		
School Type	K-5		
Enrollment	234		
2012 Graduation Rate			
Year Built	1950		
Certified Instructors	Note 1		
Overall Student/Teacher ratio	Note 1		
% of students with one or more college courses	Note 2		
2012-13 AYP Status: Not In School Improvement, Warning Year			
<b>Student Groups</b>	<u>2011</u>	<u>2012</u>	<u>2013</u>
Students with Disabilities		Note 3	
Economically Disadvantaged		Note 3	
English Learners		Note 3	
<b>Principal</b>			
Christine Meiring cmeiring@sublette9.org			
276-3313			
<b>Mailing Address</b>			
P.O. Box 769 Big Piney Wyoming, 83113			
Website <a href="#">Big Piney Elementary</a>			

	3-8 (PAWS) Note 8		11th Grade ACT Note 8
	Below Proficient	Proficient and Advanced	
Reading	34%	66%	
Math	22%	78%	
Science	55%	45%	
Writing	Note 4	Note 4	Note 4
English			
Composite			
<b>Growth</b>			
Reading	Note 1		
Math	Note 1		
Science	Note 1		
Writing	Note 1		

Notes
Note 1 : Data not provided by Wyoming Department of Education (WDE).
Note 2 : Data not available from WDE.
Note 3 : Data not available from WDE.
Note 4 : Writing Scores for SAWS and ACT writing not available.
Note 5: MEMORANDUM NO. 2013-107 from the WDE indicated that cut scores were adjusted because of a "fluctuation in proficiency rates that cannot credibly be attributed to real changes in student performance". See detailed notes concerning this issue.
Note 6 : Accountability Score not provided by WDE.
Note 7: If scores or percentages are blank, then either students were not tested with PAWS/ACT or there were less than five students tested.
Note 8: To protect individual student confidentiality, results are not reported for 5 or fewer students and performance percentages are capped and indicated with>= or <=.
Notes for school:

Mission Statement
<i>Lifelong Learners, Success for All.</i>

**2013 School Status Snapshot**

**La Barge Elementary**

**Sublette #9**

<b>Accountability Rating</b>  <span style="font-size: 2em; color: red;">?</span>  See Note 7
--

School Information			
<b>Basic info</b>	<b>La Barge Elementary</b>		
School ID	1809002		
School Type	K-5		
Enrollment	69		
2012 Graduation Rate			
Year Built	2008		
Certified Instructors	Note 1		
Overall Student/Teacher ratio	Note 1		
% of students with one or more college courses	Note 2		
2012-13 AYP Status: Not In School Improvement			
<b>Student Groups</b>	<u>2011</u>	<u>2012</u>	<u>2013</u>
Students with Disabilities		Note 3	
Economically Disadvantaged		Note 3	
English Learners		Note 3	
<b>Principal</b>			
Anna Todd atodd@sublette9.org			
386-2227			
<b>Mailing Address</b>			
P.O. Box 769 Big Piney Wyoming, 83113			
Website <a href="#">La Barge Elementary</a>			

	3-8 (PAWS) Note 8		11th Grade ACT Note 8	
	Below Proficient	Proficient and Advanced		
Reading	22%	78%		
Math	8%	92%		
Science	30%	70%		
Writing	Note 4	Note 4	Note 4	
English				
Composite				
<b>Growth</b>				
Reading	Note 1			
Math	Note 1			
Science	Note 1			
Writing	Note 1			

Notes
Note 1 : Data not provided by Wyoming Department of Education (WDE).
Note 2 : Data not available from WDE.
Note 3 : Data not available from WDE.
Note 4 : Writing Scores for SAWS and ACT writing not available.
Note 5: MEMORANDUM NO. 2013-107 from the WDE indicated that cut scores were adjusted because of a "fluctuation in proficiency rates that cannot credibly be attributed to real changes in student performance". See detailed notes concerning this issue.
Note 6 : Accountability Score not provided by WDE.
Note 7: If scores or percentages are blank, then either students were not tested with PAWS/ACT or there were less than five students tested.
Note 8: To protect individual student confidentiality, results are not reported for 5 or fewer students and performance percentages are capped and indicated with>= or <=.
Notes for school:

Mission Statement
<i>The mission of La Barge Elementary School is to provide students a strong academic foundation and a safe environment while fostering motivation to succeed.</i>

**2013 School Status Snapshot**

**Big Piney Middle School**

**Sublette #9**

<b>Accountability Rating</b>  <span style="font-size: 2em; color: red;">?</span>  See Note 7
--

School Information			
<b>Basic info</b>	<b>Big Piney Middle School</b>		
School ID		1809050	
School Type		6-8	
Enrollment		141	
2012 Graduation Rate			
Year Built		1981	
Certified Instructors		Note 1	
Overall Student/Teacher ratio		Note 1	
% of students with one or more college courses		Note 2	
2012-13 AYP Status: Not In School Improvement			
<b>Student Groups</b>	<u>2011</u>	<u>2012</u>	<u>2013</u>
Students with Disabilities		Note 3	
Economically Disadvantaged		Note 3	
English Learners		Note 3	
<b>Principal</b>			
Stanley Dodds sdodds@sublette9.org			
276-3315 x 2332			
<b>Mailing Address</b>			
P.O. Box 769 Big Piney Wyoming, 83113			
Website <a href="#">Big Piney Middle School</a>			

	3-8 (PAWS) Note 8		11th Grade ACT Note 8	
	Below Proficient	Proficient and Advanced		
Reading	23%	77%		
Math	16%	84%		
Science	65%	35%		
Writing	Note 4	Note 4	Note 4	
English				
Composite				
<b>Growth</b>				
Reading	Note 1			
Math	Note 1			
Science	Note 1			
Writing	Note 1			

Notes
Note 1 : Data not provided by Wyoming Department of Education (WDE).
Note 2 : Data not available from WDE.
Note 3 : Data not available from WDE.
Note 4 : Writing Scores for SAWS and ACT writing not available.
Note 5: MEMORANDUM NO. 2013-107 from the WDE indicated that cut scores were adjusted because of a "fluctuation in proficiency rates that cannot credibly be attributed to real changes in student performance". See detailed notes concerning this issue.
Note 6 : Accountability Score not provided by WDE.
Note 7: If scores or percentages are blank, then either students were not tested with PAWS/ACT or there were less than five students tested.
Note 8: To protect individual student confidentiality, results are not reported for 5 or fewer students and performance percentages are capped and indicated with>= or <=.
Notes for school:

**Mission Statement**

*We, the parents, staff, and students of Big Piney Middle School are committed to creating and maintaining a consistent, effective, safe, and enjoyable environment in which students can obtain a firm educational foundation and develop self-confidence, a sense of responsibility, and life-long learning skills.*

2013 School Status Snapshot

Big Piney High School

Sublette #9

<b>Accountability Rating</b>  <span style="font-size: 2em; color: red;">?</span>  See Note 7
--

School Information			
<b>Basic info</b>	<b>Big Piney High School</b>		
School ID		1809055	
School Type		9-12	
Enrollment		183	
2012 Graduation Rate		84.8%	
Year Built		1987	
Certified Instructors		Note 1	
Overall Student/Teacher ratio		Note 1	
% of students with one or more college courses		Note 2	
2012-13 AYP Status: Not In School Improvement			
<b>Student Groups</b>	<u>2011</u>	<u>2012</u>	<u>2013</u>
Students with Disabilities		Note 3	
Economically Disadvantaged		Note 3	
English Learners		Note 3	
<b>Principal</b>			
Jeff Makelky jmakelky@sublette9.org			
276-3324 x 4223			
<b>Mailing Address</b>			
P.O. Box 769 Big Piney Wyoming, 83113			
Website <a href="#">Big Piney High School</a>			

Achievement				
	3-8 (PAWS) Note 8		11th Grade ACT Note 8	
	Below Proficient	Proficient and Advanced		
Reading			<b>19.4</b>	
Math			<b>19.4</b>	
Science			<b>19.3</b>	
Writing	Note 4	Note 4	Note 4	
English			<b>18.3</b>	
Composite			<b>19.2</b>	
Growth				
Reading	Note 1			
Math	Note 1			
Science	Note 1			
Writing	Note 1			

Notes
Note 1 : Data not provided by Wyoming Department of Education (WDE).
Note 2 : Data not available from WDE.
Note 3 : Data not available from WDE.
Note 4 : Writing Scores for SAWS and ACT writing not available.
Note 5: MEMORANDUM NO. 2013-107 from the WDE indicated that cut scores were adjusted because of a "fluctuation in proficiency rates that cannot credibly be attributed to real changes in student performance". See detailed notes concerning this issue.
Note 6 : Accountability Score not provided by WDE.
Note 7: If scores or percentages are blank, then either students were not tested with PAWS/ACT or there were less than five students tested.
Note 8: To protect individual student confidentiality, results are not reported for 5 or fewer students and performance percentages are capped and indicated with>= or <=.
Notes for school:

Mission Statement
<i>It is the mission of BPHS in partnership with parents and the community to provide a safe environment and strong academic foundation, while preparing students to compete for their futures.</i>

# Sweetwater County School District #1

Accountability Rating

?

See Note 5

## District Information

<b>Basic info</b>	<b>Sweetwater County School District #1 1901000</b>		
Number of Schools	17		
Total enrollment	5514		
Total State and Local Funding (2011-12)	\$73,996,857		
Per Student Funding	\$13,420		
Per Student Net Unrestricted Assets	\$2,195		
Certified Instructors	Note 1		
Overall Student/Teacher ratio	Note 1		
% of students with one or more college courses	Note 2		
2012-13 AYP Status: District Improvement, Holding Year 2			
<b>Student Groups</b>	<u>2011</u>	<u>2012</u>	<u>2013</u>
Students with Disabilities		Note 3	
Economically Disadvantaged		Note 3	
English Learners		Note 3	
<b>Superintendent</b>			
Mathew Neal			
352-3400 x 1203			
nealm@sw1.k12.wy.us			
<b>Mailing Address</b>			
P.O. Box 1089			
Rock Springs, Wyoming 82902			

## Achievement

	3-8 (PAWS) Note 6			ACT 11th grade scores Note 6		
	Proficient and Advanced	State Proficient and Advanced (including District)	State Proficient and Advanced (excluding District)	District 11th Grade ACT	State 11th Grade ACT (including District)	State 11th Grade ACT (excluding District)
Reading	70.5%	74.6%	74.9%	19.1	20.1	20.1
Math	75.4%	79.0%	79.2%	19.3	19.7	19.7
Science	46.8%	50.8%	51.1%	18.9	19.8	19.9
Writing	Note 4	Note 4	Note 4	Note 4	Note 4	Note 4
English				17.4	18.8	18.9
Composite				18.8	19.7	19.8
<b>Growth</b>						
Reading	Note 5					
Math	Note 5					
Science	Note 5					
Writing	Note 5					

## Notes

Note 1: Information not provided by Wyoming Department of Education (WDE).

Note 2: Information not available from WDE

Note 3: Information not provided by WDE.

Note 4: Writing scores for SAWS and ACT not released by WDE.

Note 5: Growth and Accountability data not provided by WDE.

Note 6: To protect individual student confidentiality, results are not reported for 5 or fewer students and performance percentages are capped and indicated with >= or <=.



2013 School Status Snapshot

Desert Elementary

Sweetwater #1

<b>Accountability Rating</b>  <span style="font-size: 2em; color: red;">?</span>  See Note 7
--

School Information			
<b>Basic info</b>	<b>Desert Elementary</b>		
School ID	1901001		
School Type	K-6		
Enrollment	31		
2012 Graduation Rate			
Year Built	1958		
Certified Instructors	Note 1		
Overall Student/Teacher ratio	Note 1		
% of students with one or more college courses	Note 2		
2012-13 AYP Status: Not In School Improvement			
<b>Student Groups</b>	<u>2011</u>	<u>2012</u>	<u>2013</u>
Students with Disabilities		Note 3	
Economically Disadvantaged		Note 3	
English Learners		Note 3	
<b>Principal</b>			
Kenneth Dietz dietzk@sw1.k12.wy.us			
324-7811			
<b>Mailing Address</b>			
P.O. Box 10 Wamsutter Wyoming, 82336			
Website <a href="#">Desert Elementary</a>			

	3-8 (PAWS) Note 8		11th Grade ACT Note 8	
	Below Proficient	Proficient and Advanced		
Reading	20%	80%		
Math	65%	35%		
Science	>= 80%	<= 20%		
Writing	Note 4	Note 4	Note 4	
English				
Composite				
<b>Growth</b>				
Reading	Note 1			
Math	Note 1			
Science	Note 1			
Writing	Note 1			

Notes
Note 1 : Data not provided by Wyoming Department of Education (WDE).
Note 2 : Data not available from WDE.
Note 3 : Data not available from WDE.
Note 4 : Writing Scores for SAWS and ACT writing not available.
Note 5: MEMORANDUM NO. 2013-107 from the WDE indicated that cut scores were adjusted because of a "fluctuation in proficiency rates that cannot credibly be attributed to real changes in student performance". See detailed notes concerning this issue.
Note 6 : Accountability Score not provided by WDE.
Note 7: If scores or percentages are blank, then either students were not tested with PAWS/ACT or there were less than five students tested.
Note 8: To protect individual student confidentiality, results are not reported for 5 or fewer students and performance percentages are capped and indicated with>= or <=.
Notes for school:

Mission Statement
Our MISSION at Desert School Professional Learning community is to assure that ALL students master the skills necessary for them to function as successful LEARNERS in their next level of education and as productive CITIZENS throughout their lifetimes.

**2013 School Status Snapshot**

**Desert View Elementary**

**Sweetwater #1**

<b>Accountability Rating</b>  <span style="font-size: 2em; color: red;">?</span>  See Note 7
--

School Information			
<b>Basic info</b>	<b>Desert View Elementary</b>		
School ID	1901002		
School Type	K-4		
Enrollment	417		
2012 Graduation Rate			
Year Built	1979		
Certified Instructors	Note 1		
Overall Student/Teacher ratio	Note 1		
% of students with one or more college courses	Note 2		
2012-13 AYP Status: School Improvement, Year 2			
<b>Student Groups</b>	<u>2011</u>	<u>2012</u>	<u>2013</u>
Students with Disabilities		Note 3	
Economically Disadvantaged		Note 3	
English Learners		Note 3	
<b>Principal</b>			
James Etherington etheringtonj@sw1.k12.wy.us			
352-3200			
<b>Mailing Address</b>			
P.O. Box 1089 Rock Springs Wyoming, 82902			
Website <a href="#">Desert View Elementary</a>			

Achievement	3-8 (PAWS) Note 8		11th Grade ACT Note 8
	Below Proficient	Proficient and Advanced	
Reading	37%	<b>63%</b>	
Math	22%	<b>78%</b>	
Science	66%	<b>34%</b>	
Writing	Note 4	Note 4	Note 4
English			
Composite			
<b>Growth</b>			
Reading	Note 1		
Math	Note 1		
Science	Note 1		
Writing	Note 1		

Notes
Note 1 : Data not provided by Wyoming Department of Education (WDE).
Note 2 : Data not available from WDE.
Note 3 : Data not available from WDE.
Note 4 : Writing Scores for SAWS and ACT writing not available.
Note 5: MEMORANDUM NO. 2013-107 from the WDE indicated that cut scores were adjusted because of a "fluctuation in proficiency rates that cannot credibly be attributed to real changes in student performance". See detailed notes concerning this issue.
Note 6 : Accountability Score not provided by WDE.
Note 7: If scores or percentages are blank, then either students were not tested with PAWS/ACT or there were less than five students tested.
Note 8: To protect individual student confidentiality, results are not reported for 5 or fewer students and performance percentages are capped and indicated with>= or <=.
Notes for school:

Mission Statement
<i>The mission of Desert View Elementary School is to help students learn and use the skills needed to succeed in life.</i>

2013 School Status Snapshot

Farson-Eden Elementary

Sweetwater #1

<b>Accountability Rating</b>  <span style="font-size: 2em; color: red;">?</span>  See Note 7
--

School Information			
<b>Basic info</b>	<b>Farson-Eden Elementary</b>		
School ID		1901003	
School Type		K-5	
Enrollment		57	
2012 Graduation Rate			
Year Built		1962	
Certified Instructors		Note 1	
Overall Student/Teacher ratio		Note 1	
% of students with one or more college courses		Note 2	
2012-13 AYP Status: Not In School Improvement			
<b>Student Groups</b>	<u>2011</u>	<u>2012</u>	<u>2013</u>
Students with Disabilities		Note 3	
Economically Disadvantaged		Note 3	
English Learners		Note 3	
<b>Principal</b>			
Charles Cook cookch@sw1.k12.wy.us			
273-9301			
<b>Mailing Address</b>			
P.O. Box 400 Farson Wyoming, 82932			
Website <a href="#">Farson-Eden Elementary</a>			

Achievement	3-8 (PAWS) Note 8		11th Grade ACT Note 8
	Below Proficient	Proficient and Advanced	
Reading	10%	90%	
Math	0%	100%	
Science	0%	100%	
Writing	Note 4	Note 4	Note 4
English			
Composite			
<b>Growth</b>			
Reading	Note 1		
Math	Note 1		
Science	Note 1		
Writing	Note 1		

Notes
Note 1 : Data not provided by Wyoming Department of Education (WDE).
Note 2 : Data not available from WDE.
Note 3 : Data not available from WDE.
Note 4 : Writing Scores for SAWS and ACT writing not available.
Note 5: MEMORANDUM NO. 2013-107 from the WDE indicated that cut scores were adjusted because of a "fluctuation in proficiency rates that cannot credibly be attributed to real changes in student performance". See detailed notes concerning this issue.
Note 6 : Accountability Score not provided by WDE.
Note 7: If scores or percentages are blank, then either students were not tested with PAWS/ACT or there were less than five students tested.
Note 8: To protect individual student confidentiality, results are not reported for 5 or fewer students and performance percentages are capped and indicated with>= or <=.
Notes for school:

Mission Statement
<i>The mission of Farson Eden School is to work together to develop successful lifelong learners who are proud, productive, positive, responsible, respectful, and safe.</i>

2013 School Status Snapshot

Eastside Elementary

Sweetwater #1

<b>Accountability Rating</b>  <span style="font-size: 2em; color: red;">?</span>  See Note 7
--

School Information			
<b>Basic info</b>	<b>Eastside Elementary</b>		
School ID	1901004		
School Type	5-6		
Enrollment	259		
2012 Graduation Rate			
Year Built	1950		
Certified Instructors	Note 1		
Overall Student/Teacher ratio	Note 1		
% of students with one or more college courses	Note 2		
2012-13 AYP Status: Not In School Improvement, Warning Year			
<b>Student Groups</b>	<u>2011</u>	<u>2012</u>	<u>2013</u>
Students with Disabilities		Note 3	
Economically Disadvantaged		Note 3	
English Learners		Note 3	
<b>Principal</b>			
Brent McMurtrey mcmurtreyb@sw1.k12.wy.us			
352-3425			
<b>Mailing Address</b>			
P.O. Box 1089 Rock Springs Wyoming, 82902			
Website <a href="#">Eastside Elementary</a>			

Achievement	3-8 (PAWS) Note 8		11th Grade ACT Note 8
	Below Proficient	Proficient and Advanced	
Reading	26%	74%	
Math	18%	82%	
Science			
Writing	Note 4	Note 4	Note 4
English			
Composite			
<b>Growth</b>			
Reading	Note 1		
Math	Note 1		
Science	Note 1		
Writing	Note 1		

Notes
Note 1 : Data not provided by Wyoming Department of Education (WDE).
Note 2 : Data not available from WDE.
Note 3 : Data not available from WDE.
Note 4 : Writing Scores for SAWS and ACT writing not available.
Note 5: MEMORANDUM NO. 2013-107 from the WDE indicated that cut scores were adjusted because of a "fluctuation in proficiency rates that cannot credibly be attributed to real changes in student performance". See detailed notes concerning this issue.
Note 6 : Accountability Score not provided by WDE.
Note 7: If scores or percentages are blank, then either students were not tested with PAWS/ACT or there were less than five students tested.
Note 8: To protect individual student confidentiality, results are not reported for 5 or fewer students and performance percentages are capped and indicated with>= or <=.
Notes for school:

Mission Statement
None located

2013 School Status Snapshot

Overland Elementary

Sweetwater #1

<b>Accountability Rating</b>  <span style="font-size: 2em; color: red;">?</span>  See Note 7
--

School Information			
<b>Basic info</b>	<b>Overland Elementary</b>		
School ID		1901006	
School Type		K-4	
Enrollment		325	
2012 Graduation Rate			
Year Built		1976	
Certified Instructors		Note 1	
Overall Student/Teacher ratio		Note 1	
% of students with one or more college courses		Note 2	
2012-13 AYP Status: School Improvement, Year 1			
<b>Student Groups</b>	<u>2011</u>	<u>2012</u>	<u>2013</u>
Students with Disabilities		Note 3	
Economically Disadvantaged		Note 3	
English Learners		Note 3	
<b>Principal</b>			
Ryan Allen allenr@sw1.k12.wy.us			
352-3260			
<b>Mailing Address</b>			
P.O. Box 1089 Rock Springs Wyoming, 82902			
Website <a href="#">Overland Elementary</a>			

	3-8 (PAWS) Note 8		11th Grade ACT Note 8
	Below Proficient	Proficient and Advanced	
Reading	36%	64%	
Math	15%	85%	
Science	50%	50%	
Writing	Note 4	Note 4	Note 4
English			
Composite			
<b>Growth</b>			
Reading	Note 1		
Math	Note 1		
Science	Note 1		
Writing	Note 1		

Notes
Note 1 : Data not provided by Wyoming Department of Education (WDE).
Note 2 : Data not available from WDE.
Note 3 : Data not available from WDE.
Note 4 : Writing Scores for SAWS and ACT writing not available.
Note 5: MEMORANDUM NO. 2013-107 from the WDE indicated that cut scores were adjusted because of a "fluctuation in proficiency rates that cannot credibly be attributed to real changes in student performance". See detailed notes concerning this issue.
Note 6 : Accountability Score not provided by WDE.
Note 7: If scores or percentages are blank, then either students were not tested with PAWS/ACT or there were less than five students tested.
Note 8: To protect individual student confidentiality, results are not reported for 5 or fewer students and performance percentages are capped and indicated with>= or <=.
Notes for school:

Mission Statement
None located

**2013 School Status Snapshot**

**Walnut Elementary**

**Sweetwater #1**

<b>Accountability Rating</b>  <span style="font-size: 2em; color: red;">?</span>  See Note 7
--

School Information			
<b>Basic info</b>	<b>Walnut Elementary</b>		
School ID		1901010	
School Type		K-4	
Enrollment		343	
2012 Graduation Rate			
Year Built		1975	
Certified Instructors		Note 1	
Overall Student/Teacher ratio		Note 1	
% of students with one or more college courses		Note 2	
2012-13 AYP Status: Not In School Improvement			
<b>Student Groups</b>	<u>2011</u>	<u>2012</u>	<u>2013</u>
Students with Disabilities		Note 3	
Economically Disadvantaged		Note 3	
English Learners		Note 3	
<b>Principal</b>			
Kris Cundall cundalk@sw1.k12.wy.us			
352-3225			
<b>Mailing Address</b>			
P.O. Box 1089 Rock Springs Wyoming, 82902			
Website <a href="#">Walnut Elementary</a>			

	3-8 (PAWS) Note 8		11th Grade ACT Note 8	
	Below Proficient	Proficient and Advanced		
Reading	24%	<b>76%</b>		
Math	4%	<b>96%</b>		
Science	38%	<b>62%</b>		
Writing	Note 4	Note 4	Note 4	
English				
Composite				
<b>Growth</b>				
Reading	Note 1			
Math	Note 1			
Science	Note 1			
Writing	Note 1			

Notes
Note 1 : Data not provided by Wyoming Department of Education (WDE).
Note 2 : Data not available from WDE.
Note 3 : Data not available from WDE.
Note 4 : Writing Scores for SAWS and ACT writing not available.
Note 5: MEMORANDUM NO. 2013-107 from the WDE indicated that cut scores were adjusted because of a "fluctuation in proficiency rates that cannot credibly be attributed to real changes in student performance". See detailed notes concerning this issue.
Note 6 : Accountability Score not provided by WDE.
Note 7: If scores or percentages are blank, then either students were not tested with PAWS/ACT or there were less than five students tested.
Note 8: To protect individual student confidentiality, results are not reported for 5 or fewer students and performance percentages are capped and indicated with>= or <=.
Notes for school:

Mission Statement
<i>As members of the learning community, we will strive to be well-rounded individuals who apply problem solving to daily life as lifelong learners who never give up in a united community of responsible, respectful citizens.</i>

2013 School Status Snapshot

Northpark Elementary

Sweetwater #1

<b>Accountability Rating</b>  <span style="font-size: 2em; color: red;">?</span>  See Note 7
--

School Information			
<b>Basic info</b>	<b>Northpark Elementary</b>		
School ID	1901013		
School Type	K-4		
Enrollment	322		
2012 Graduation Rate			
Year Built	1982		
Certified Instructors	Note 1		
Overall Student/Teacher ratio	Note 1		
% of students with one or more college courses	Note 2		
2012-13 AYP Status: Not In School Improvement, Warning Year			
<b>Student Groups</b>	<u>2011</u>	<u>2012</u>	<u>2013</u>
Students with Disabilities		Note 3	
Economically Disadvantaged		Note 3	
English Learners		Note 3	
<b>Principal</b>			
Carrie Ellison ellisonc@sw1.k12.wy.us			
352-3235			
<b>Mailing Address</b>			
P.O. Box 1089 Rock Springs Wyoming, 82902			
Website <a href="#">Northpark Elementary</a>			

	3-8 (PAWS) Note 8		11th Grade ACT Note 8
	Below Proficient	Proficient and Advanced	
Reading	41%	59%	
Math	22%	78%	
Science	45%	55%	
Writing	Note 4	Note 4	Note 4
English			
Composite			
<b>Growth</b>			
Reading	Note 1		
Math	Note 1		
Science	Note 1		
Writing	Note 1		

Notes
Note 1 : Data not provided by Wyoming Department of Education (WDE).
Note 2 : Data not available from WDE.
Note 3 : Data not available from WDE.
Note 4 : Writing Scores for SAWS and ACT writing not available.
Note 5: MEMORANDUM NO. 2013-107 from the WDE indicated that cut scores were adjusted because of a "fluctuation in proficiency rates that cannot credibly be attributed to real changes in student performance". See detailed notes concerning this issue.
Note 6 : Accountability Score not provided by WDE.
Note 7: If scores or percentages are blank, then either students were not tested with PAWS/ACT or there were less than five students tested.
Note 8: To protect individual student confidentiality, results are not reported for 5 or fewer students and performance percentages are capped and indicated with>= or <=.
Notes for school:

Mission Statement
None located

2013 School Status Snapshot

Westridge Elementary

Sweetwater #1

<b>Accountability Rating</b>  <span style="font-size: 2em; color: red;">?</span>  See Note 7
--

School Information			
<b>Basic info</b>	<b>Westridge Elementary</b>		
School ID	1901014		
School Type	K-4		
Enrollment	443		
2012 Graduation Rate			
Year Built	1982		
Certified Instructors	Note 1		
Overall Student/Teacher ratio	Note 1		
% of students with one or more college courses	Note 2		
2012-13 AYP Status: School Improvement, Year 2			
<b>Student Groups</b>	<u>2011</u>	<u>2012</u>	<u>2013</u>
Students with Disabilities		Note 3	
Economically Disadvantaged		Note 3	
English Learners		Note 3	
<b>Principal</b>			
Richard Edwards edwardsr@sw1.k12.wy.us			
352-3250			
<b>Mailing Address</b>			
P.O. Box 1089 Rock Springs Wyoming, 82902			
Website <a href="#">Westridge Elementary</a>			

	3-8 (PAWS) Note 8		11th Grade ACT Note 8
	Below Proficient	Proficient and Advanced	
Reading	28%	72%	
Math	13%	87%	
Science	45%	55%	
Writing	Note 4	Note 4	Note 4
English			
Composite			
<b>Growth</b>			
Reading	Note 1		
Math	Note 1		
Science	Note 1		
Writing	Note 1		

Notes
Note 1 : Data not provided by Wyoming Department of Education (WDE).
Note 2 : Data not available from WDE.
Note 3 : Data not available from WDE.
Note 4 : Writing Scores for SAWS and ACT writing not available.
Note 5: MEMORANDUM NO. 2013-107 from the WDE indicated that cut scores were adjusted because of a "fluctuation in proficiency rates that cannot credibly be attributed to real changes in student performance". See detailed notes concerning this issue.
Note 6 : Accountability Score not provided by WDE.
Note 7: If scores or percentages are blank, then either students were not tested with PAWS/ACT or there were less than five students tested.
Note 8: To protect individual student confidentiality, results are not reported for 5 or fewer students and performance percentages are capped and indicated with>= or <=.
Notes for school:

Mission Statement
<i>Our purpose is to educate all students to their highest social and academic potential.</i>



**2013 School Status Snapshot**

**Pilot Butte Elementary**

**Sweetwater #1**

<b>Accountability Rating</b>  <span style="font-size: 2em; color: red;">?</span>  See Note 7
--

School Information			
<b>Basic info</b>	<b>Pilot Butte Elementary</b>		
School ID	1901015		
School Type	5-6		
Enrollment	569		
2012 Graduation Rate			
Year Built	2011		
Certified Instructors	Note 1		
Overall Student/Teacher ratio	Note 1		
% of students with one or more college courses	Note 2		
2012-13 AYP Status: School Improvement, Year 4			
<b>Student Groups</b>	<u>2011</u>	<u>2012</u>	<u>2013</u>
Students with Disabilities		Note 3	
Economically Disadvantaged		Note 3	
English Learners		Note 3	
<b>Principal</b>			
Shannon Garrison garrisons@sw1.k12.wy.us			
352-3464			
<b>Mailing Address</b>			
P.O. Box 1089 Rock Springs Wyoming, 82902			
Website <a href="#">Pilot Butte Elementary</a>			

Achievement	3-8 (PAWS) Note 8		11th Grade ACT Note 8
	Below Proficient	Proficient and Advanced	
Reading	35%	65%	
Math	29%	71%	
Science			
Writing	Note 4	Note 4	Note 4
English			
Composite			
<b>Growth</b>			
Reading	Note 1		
Math	Note 1		
Science	Note 1		
Writing	Note 1		

Notes
Note 1 : Data not provided by Wyoming Department of Education (WDE).
Note 2 : Data not available from WDE.
Note 3 : Data not available from WDE.
Note 4 : Writing Scores for SAWS and ACT writing not available.
Note 5: MEMORANDUM NO. 2013-107 from the WDE indicated that cut scores were adjusted because of a "fluctuation in proficiency rates that cannot credibly be attributed to real changes in student performance". See detailed notes concerning this issue.
Note 6 : Accountability Score not provided by WDE.
Note 7: If scores or percentages are blank, then either students were not tested with PAWS/ACT or there were less than five students tested.
Note 8: To protect individual student confidentiality, results are not reported for 5 or fewer students and performance percentages are capped and indicated with>= or <=.
Notes for school:

Mission Statement
<i>Pilot Butte Elementary will create a safe learning environment to promote growth and lifelong learning.</i>

2013 School Status Snapshot

Sage Elementary

Sweetwater #1

<b>Accountability Rating</b>  <span style="font-size: 2em; color: red;">?</span>  See Note 7
--

School Information			
<b>Basic info</b>	<b>Sage Elementary</b>		
School ID	1901016		
School Type	K-4		
Enrollment	465		
2012 Graduation Rate			
Year Built	2009		
Certified Instructors	Note 1		
Overall Student/Teacher ratio	Note 1		
% of students with one or more college courses	Note 2		
2012-13 AYP Status: Not In School Improvement			
<b>Student Groups</b>	<u>2011</u>	<u>2012</u>	<u>2013</u>
Students with Disabilities		Note 3	
Economically Disadvantaged		Note 3	
English Learners		Note 3	
<b>Principal</b>			
Tina Searle searlet@sw1.k12.wy.us			
352-3270			
<b>Mailing Address</b>			
P.O. Box 1089 Rock Springs Wyoming, 82902			
Website <a href="#">Sage Elementary</a>			

Achievement	3-8 (PAWS) Note 8		11th Grade ACT Note 8
	Below Proficient	Proficient and Advanced	
Reading	41%	59%	
Math	32%	68%	
Science	56%	44%	
Writing	Note 4	Note 4	Note 4
English			
Composite			
<b>Growth</b>			
Reading	Note 1		
Math	Note 1		
Science	Note 1		
Writing	Note 1		


Notes
Note 1 : Data not provided by Wyoming Department of Education (WDE).
Note 2 : Data not available from WDE.
Note 3 : Data not available from WDE.
Note 4 : Writing Scores for SAWS and ACT writing not available.
Note 5: MEMORANDUM NO. 2013-107 from the WDE indicated that cut scores were adjusted because of a "fluctuation in proficiency rates that cannot credibly be attributed to real changes in student performance". See detailed notes concerning this issue.
Note 6 : Accountability Score not provided by WDE.
Note 7: If scores or percentages are blank, then either students were not tested with PAWS/ACT or there were less than five students tested.
Note 8: To protect individual student confidentiality, results are not reported for 5 or fewer students and performance percentages are capped and indicated with>= or <=.
Notes for school:

Mission Statement
<i>We are committed to providing opportunities to learn, succeed, and to reach our personal best.</i>

**2013 School Status Snapshot**

**Lincoln Elementary**

**Sweetwater #1**

<b>Accountability Rating</b>    See Note 7
---

School Information			
<b>Basic info</b>	<b>Lincoln Elementary</b>		
School ID	1901017		
School Type	K-4		
Enrollment			
2012 Graduation Rate			
Year Built	No Data		
Certified Instructors	Note 1		
Overall Student/Teacher ratio	Note 1		
% of students with one or more college courses	Note 2		
2012-13 AYP Status:			
<b>Student Groups</b>	<u>2011</u>	<u>2012</u>	<u>2013</u>
Students with Disabilities		Note 3	
Economically Disadvantaged		Note 3	
English Learners		Note 3	
<b>Principal</b>			
Nicole Bolton			
boltonn@sw1.k12.wy.us			
352-3210			
<b>Mailing Address</b>			
P.O. Box 1089			
Rock Springs Wyoming, 82902			
Website	<a href="#">Lincoln Elementary</a>		

Achievement			
	3-8 (PAWS) Note 8		11th Grade ACT Note 8
	Below Proficient	Proficient and Advanced	
Reading			
Math			
Science			
Writing	Note 4	Note 4	Note 4
English			
Composite			
Growth			
Reading	Note 1		
Math	Note 1		
Science	Note 1		
Writing	Note 1		

Notes
Note 1 : Data not provided by Wyoming Department of Education (WDE).
Note 2 : Data not available from WDE.
Note 3 : Data not available from WDE.
Note 4 : Writing Scores for SAWS and ACT writing not available.
Note 5: MEMORANDUM NO. 2013-107 from the WDE indicated that cut scores were adjusted because of a "fluctuation in proficiency rates that cannot credibly be attributed to real changes in student performance". See detailed notes concerning this issue.
Note 6 : Accountability Score not provided by WDE.
Note 7: If scores or percentages are blank, then either students were not tested with PAWS/ACT or there were less than five students tested.
Note 8: To protect individual student confidentiality, results are not reported for 5 or fewer students and performance percentages are capped and indicated with >= or <=.
Notes for school: Not Tested Spring 2013

Mission Statement
<i>Lincoln Elementary will create a safe learning environment to promote growth and lifelong learning.</i>

2013 School Status Snapshot

Rock Springs Junior High

Sweetwater #1

<b>Accountability Rating</b>  <span style="font-size: 2em; color: red;">?</span>  See Note 7
--

School Information			
<b>Basic info</b>	<b>Rock Springs Junior High</b>		
School ID	1901050		
School Type	7-8		
Enrollment	792		
2012 Graduation Rate			
Year Built	1976		
Certified Instructors	Note 1		
Overall Student/Teacher ratio	Note 1		
% of students with one or more college courses	Note 2		
2012-13 AYP Status: School Improvement, Year 4 (Holding)			
<b>Student Groups</b>	<u>2011</u>	<u>2012</u>	<u>2013</u>
Students with Disabilities		Note 3	
Economically Disadvantaged		Note 3	
English Learners		Note 3	
<b>Principal</b>			
Tina Johnson johnsonti@sw1.k12.wy.us			
352-3474			
<b>Mailing Address</b>			
P.O. Box 1089 Rock Springs Wyoming, 82902			
Website <a href="#">Rock Springs Junior High</a>			

	3-8 (PAWS) Note 8		11th Grade ACT Note 8	
	Below Proficient	Proficient and Advanced		
Reading	23%	77%		
Math	29%	71%		
Science	57%	43%		
Writing	Note 4	Note 4	Note 4	
English				
Composite				
<b>Growth</b>				
Reading	Note 1			
Math	Note 1			
Science	Note 1			
Writing	Note 1			

Notes
Note 1 : Data not provided by Wyoming Department of Education (WDE).
Note 2 : Data not available from WDE.
Note 3 : Data not available from WDE.
Note 4 : Writing Scores for SAWS and ACT writing not available.
Note 5: MEMORANDUM NO. 2013-107 from the WDE indicated that cut scores were adjusted because of a "fluctuation in proficiency rates that cannot credibly be attributed to real changes in student performance". See detailed notes concerning this issue.
Note 6 : Accountability Score not provided by WDE.
Note 7: If scores or percentages are blank, then either students were not tested with PAWS/ACT or there were less than five students tested.
Note 8: To protect individual student confidentiality, results are not reported for 5 or fewer students and performance percentages are capped and indicated with>= or <=.
Notes for school:

Mission Statement
<i>Our mission is to build a bridge to the future by providing all students with the needed attitudes, skills, and knowledge to be lifelong learners and productive members of society.</i>

**2013 School Status Snapshot**

**Desert Middle School**

**Sweetwater #1**

<b>Accountability Rating</b>  <span style="font-size: 2em; color: red;">?</span>  See Note 7
--

School Information			
<b>Basic info</b>	<b>Desert Middle School</b>		
School ID	1901053		
School Type	7-8		
Enrollment	15		
2012 Graduation Rate			
Year Built	1958		
Certified Instructors	Note 1		
Overall Student/Teacher ratio	Note 1		
% of students with one or more college courses	Note 2		
2012-13 AYP Status: Not In School Improvement, Warning Year			
<b>Student Groups</b>	<u>2011</u>	<u>2012</u>	<u>2013</u>
Students with Disabilities		Note 3	
Economically Disadvantaged		Note 3	
English Learners		Note 3	
<b>Principal</b>			
Kenneth Dietz dietzk@sw1.k12.wy.us			
324-7811			
<b>Mailing Address</b>			
P.O. Box 10 Wamsutter Wyoming, 82336			
Website <a href="#">Desert Middle School</a>			

Achievement			
	3-8 (PAWS) Note 8		11th Grade ACT Note 8
	Below Proficient	Proficient and Advanced	
Reading	42%	<b>58%</b>	
Math	75%	<b>25%</b>	
Science			
Writing	Note 4	Note 4	Note 4
English			
Composite			
Growth			
Reading	Note 1		
Math	Note 1		
Science	Note 1		
Writing	Note 1		

Notes
Note 1 : Data not provided by Wyoming Department of Education (WDE).
Note 2 : Data not available from WDE.
Note 3 : Data not available from WDE.
Note 4 : Writing Scores for SAWS and ACT writing not available.
Note 5: MEMORANDUM NO. 2013-107 from the WDE indicated that cut scores were adjusted because of a "fluctuation in proficiency rates that cannot credibly be attributed to real changes in student performance". See detailed notes concerning this issue.
Note 6 : Accountability Score not provided by WDE.
Note 7: If scores or percentages are blank, then either students were not tested with PAWS/ACT or there were less than five students tested.
Note 8: To protect individual student confidentiality, results are not reported for 5 or fewer students and performance percentages are capped and indicated with>= or <=.
Notes for school:

**Mission Statement**

*Our MISSION at Desert School Professional Learning community is to assure that ALL students master the skills necessary for them to function as successful LEARNERS in their next level of education and as productive CITIZENS throughout their lifetimes.*

**2013 School Status Snapshot**

**Farson-Eden Middle School**

**Sweetwater #1**

<b>Accountability Rating</b>  <span style="font-size: 2em; color: red;">?</span>  See Note 7
--

School Information			
<b>Basic info</b>	<b>Farson-Eden Middle School</b>		
School ID	1901054		
School Type	6-8		
Enrollment	35		
2012 Graduation Rate			
Year Built	1962		
Certified Instructors	Note 1		
Overall Student/Teacher ratio	Note 1		
% of students with one or more college courses	Note 2		
2012-13 AYP Status: Not In School Improvement			
<b>Student Groups</b>	<u>2011</u>	<u>2012</u>	<u>2013</u>
Students with Disabilities		Note 3	
Economically Disadvantaged		Note 3	
English Learners		Note 3	
<b>Principal</b>			
Charles Cook cookch@sw1.k12.wy.us			
273-9301			
<b>Mailing Address</b>			
P.O. Box 400 Farson Wyoming, 82932			
Website <a href="#">Farson-Eden Middle School</a>			

Achievement	3-8 (PAWS) Note 8		11th Grade ACT Note 8
	Below Proficient	Proficient and Advanced	
Reading	14%	<b>86%</b>	
Math	19%	<b>81%</b>	
Science	50%	<b>50%</b>	
Writing	Note 4	Note 4	Note 4
English			
Composite			
<b>Growth</b>			
Reading	Note 1		
Math	Note 1		
Science	Note 1		
Writing	Note 1		

Notes
Note 1 : Data not provided by Wyoming Department of Education (WDE).
Note 2 : Data not available from WDE.
Note 3 : Data not available from WDE.
Note 4 : Writing Scores for SAWS and ACT writing not available.
Note 5: MEMORANDUM NO. 2013-107 from the WDE indicated that cut scores were adjusted because of a "fluctuation in proficiency rates that cannot credibly be attributed to real changes in student performance". See detailed notes concerning this issue.
Note 6 : Accountability Score not provided by WDE.
Note 7: If scores or percentages are blank, then either students were not tested with PAWS/ACT or there were less than five students tested.
Note 8: To protect individual student confidentiality, results are not reported for 5 or fewer students and performance percentages are capped and indicated with>= or <=.
Notes for school:

Mission Statement
<i>The mission of Farson Eden School is to work together to develop successful lifelong learners who are proud, productive, positive, responsible, respectful, and safe.</i>

2013 School Status Snapshot

Farson-Eden High School

Sweetwater #1

<b>Accountability Rating</b>  <span style="font-size: 2em; color: red;">?</span>  See Note 7
--

School Information			
<b>Basic info</b>	<b>Farson-Eden High School</b>		
School ID			1901055
School Type			9-12
Enrollment			47
2012 Graduation Rate			93.8%
Year Built			1962
Certified Instructors			Note 1
Overall Student/Teacher ratio			Note 1
% of students with one or more college courses			Note 2
2012-13 AYP Status: Not In School Improvement			
<b>Student Groups</b>	<u>2011</u>	<u>2012</u>	<u>2013</u>
Students with Disabilities		Note 3	
Economically Disadvantaged		Note 3	
English Learners		Note 3	
<b>Principal</b>			
Charles Cook cookch@sw1.k12.wy.us			
273-9301			
<b>Mailing Address</b>			
P.O. Box 400 Farson Wyoming, 82932			
Website <a href="#">Farson-Eden High School</a>			

Achievement				
	3-8 (PAWS) Note 8		11th Grade ACT Note 8	
	Below Proficient	Proficient and Advanced		
Reading			<b>17.8</b>	
Math			<b>18.5</b>	
Science			<b>18.6</b>	
Writing	Note 4	Note 4	Note 4	
English			<b>15.5</b>	
Composite			<b>17.6</b>	
<b>Growth</b>				
Reading	Note 1			
Math	Note 1			
Science	Note 1			
Writing	Note 1			

Notes
Note 1 : Data not provided by Wyoming Department of Education (WDE).
Note 2 : Data not available from WDE.
Note 3 : Data not available from WDE.
Note 4 : Writing Scores for SAWS and ACT writing not available.
Note 5: MEMORANDUM NO. 2013-107 from the WDE indicated that cut scores were adjusted because of a "fluctuation in proficiency rates that cannot credibly be attributed to real changes in student performance". See detailed notes concerning this issue.
Note 6 : Accountability Score not provided by WDE.
Note 7: If scores or percentages are blank, then either students were not tested with PAWS/ACT or there were less than five students tested.
Note 8: To protect individual student confidentiality, results are not reported for 5 or fewer students and performance percentages are capped and indicated with>= or <=.
Notes for school:

Mission Statement
<i>The mission of Farson Eden School is to work together to develop successful lifelong learners who are proud, productive, positive, responsible, respectful, and safe.</i>

**2013 School Status Snapshot**

**Rock Springs High School**

**Sweetwater #1**

<b>Accountability Rating</b>  <span style="font-size: 2em; color: red;">?</span>  See Note 7
--

School Information			
<b>Basic info</b>	<b>Rock Springs High School</b>		
School ID		1901056	
School Type		9-12	
Enrollment		1336	
2012 Graduation Rate		81.6%	
Year Built		1971	
Certified Instructors		Note 1	
Overall Student/Teacher ratio		Note 1	
% of students with one or more college courses		Note 2	
2012-13 AYP Status: School Improvement, Year 4			
<b>Student Groups</b>	<u>2011</u>	<u>2012</u>	<u>2013</u>
Students with Disabilities		Note 3	
Economically Disadvantaged		Note 3	
English Learners		Note 3	
<b>Principal</b>			
Darrin Peppard peppard@sw1.k12.wy.us			
352-3440			
<b>Mailing Address</b>			
P.O. Box 1089 Rock Springs Wyoming, 82902			
Website <a href="#">Rock Springs High School</a>			

Achievement		3-8 (PAWS) Note 8		11th Grade ACT	
		Below Proficient	Proficient and Advanced	Note 8	
Reading				<b>19.2</b>	
Math				<b>19.4</b>	
Science				<b>19.0</b>	
Writing	Note 4		Note 4	Note 4	
English				<b>17.6</b>	
Composite				<b>18.9</b>	
Growth					
Reading	Note 1				
Math	Note 1				
Science	Note 1				
Writing	Note 1				

Notes
Note 1 : Data not provided by Wyoming Department of Education (WDE).
Note 2 : Data not available from WDE.
Note 3 : Data not available from WDE.
Note 4 : Writing Scores for SAWS and ACT writing not available.
Note 5: MEMORANDUM NO. 2013-107 from the WDE indicated that cut scores were adjusted because of a "fluctuation in proficiency rates that cannot credibly be attributed to real changes in student performance". See detailed notes concerning this issue.
Note 6 : Accountability Score not provided by WDE.
Note 7: If scores or percentages are blank, then either students were not tested with PAWS/ACT or there were less than five students tested.
Note 8: To protect individual student confidentiality, results are not reported for 5 or fewer students and performance percentages are capped and indicated with>= or <=.
Notes for school:

Mission Statement
<i>Our mission is to build a bridge to the future by providing all students with the needed attitudes, skills, and knowledge to be lifelong learners and productive members of society.</i>



2013 School Status Snapshot

Independence High School

Sweetwater #1

<b>Accountability Rating</b>  <span style="font-size: 2em; color: red;">?</span>  See Note 7
--

School Information			
<b>Basic info</b>	<b>Independence High School</b>		
School ID	1901057		
School Type	9-12		
Enrollment	58		
2012 Graduation Rate	38.2%		
Year Built	1950		
Certified Instructors	Note 1		
Overall Student/Teacher ratio	Note 1		
% of students with one or more college courses	Note 2		
2012-13 AYP Status: School Improvement, Year 7			
<b>Student Groups</b>	<u>2011</u>	<u>2012</u>	<u>2013</u>
Students with Disabilities		Note 3	
Economically Disadvantaged		Note 3	
English Learners		Note 3	
<b>Principal</b>			
Randal Wendling wendlingr@sw1.k12.wy.us			
352-3290			
<b>Mailing Address</b>			
P.O. Box 1089 Rock Springs Wyoming, 82902			
Website <a href="#">Independence High School</a>			

Achievement				
	3-8 (PAWS) Note 8		11th Grade ACT Note 8	
	Below Proficient	Proficient and Advanced		
Reading			<b>17.3</b>	
Math			<b>17.0</b>	
Science			<b>14.8</b>	
Writing	Note 4	Note 4	Note 4	
English			<b>14.5</b>	
Composite			<b>16.0</b>	
<b>Growth</b>				
Reading	Note 1			
Math	Note 1			
Science	Note 1			
Writing	Note 1			

Notes
Note 1 : Data not provided by Wyoming Department of Education (WDE).
Note 2 : Data not available from WDE.
Note 3 : Data not available from WDE.
Note 4 : Writing Scores for SAWS and ACT writing not available.
Note 5: MEMORANDUM NO. 2013-107 from the WDE indicated that cut scores were adjusted because of a "fluctuation in proficiency rates that cannot credibly be attributed to real changes in student performance". See detailed notes concerning this issue.
Note 6 : Accountability Score not provided by WDE.
Note 7: If scores or percentages are blank, then either students were not tested with PAWS/ACT or there were less than five students tested.
Note 8: To protect individual student confidentiality, results are not reported for 5 or fewer students and performance percentages are capped and indicated with>= or <=.
Notes for school:

Mission Statement
<i>Independence High School's mission is to improve student academic performance.</i>

## Sweetwater County School District #2

Accountability Rating

?

See Note 5

District Information			
<b>Basic info Sweetwater County School District #2 1902000</b>			
Number of Schools	11		
Total enrollment	2653		
Total State and Local Funding (2011-12)	\$40,221,996		
Per Student Funding	\$15,161		
Per Student Net Unrestricted Assets	\$2,398		
Certified Instructors	Note 1		
Overall Student/Teacher ratio	Note 1		
% of students with one or more college courses	Note 2		
2012-13 AYP Status: Not In District Improvement			
<b>Student Groups</b>			
	<u>2011</u>	<u>2012</u>	<u>2013</u>
Students with Disabilities		Note 3	
Economically Disadvantaged		Note 3	
English Learners		Note 3	
<b>Superintendent</b>			
Donna Little-Kaumo			
872-5501			
littled@sw2.k12.wy.us			
<b>Mailing Address</b>			
320 Monroe Avenue			
Green River, Wyoming 82935			

Achievement		3-8 (PAWS) Note 6			ACT 11th grade scores Note 6		
	Proficient and Advanced	State Proficient and Advanced (including District)	State Proficient and Advanced (excluding District)	District 11th Grade ACT	State 11th Grade ACT (including District)	State 11th Grade ACT (excluding District)	
Reading	70.5%	74.6%	74.7%	19.7	20.1	20.1	
Math	75.7%	79.0%	79.1%	18.5	19.7	19.7	
Science	43.5%	50.8%	51.1%	19.0	19.8	19.8	
Writing	Note 4	Note 4	Note 4	Note 4	Note 4	Note 4	
English				17.5	18.8	18.9	
Composite				18.9	19.7	19.7	
<b>Growth</b>							
Reading	Note 5						
Math	Note 5						
Science	Note 5						
Writing	Note 5						

Notes
<p>Note 1: Information not provided by Wyoming Department of Education (WDE).</p> <p>Note 2: Information not available from WDE</p> <p>Note 3: Information not provided by WDE.</p> <p>Note 4: Writing scores for SAWS and ACT not released by WDE.</p> <p>Note 5: Growth and Accountability data not provided by WDE.</p> <p>Note 6: To protect individual student confidentiality, results are not reported for 5 or fewer students and performance percentages are capped and indicated with &gt;= or &lt;=.</p>

2013 School Status Snapshot

Granger Elementary

Sweetwater #2

<b>Accountability Rating</b>  <span style="font-size: 2em; color: red;">?</span>  See Note 7
--

School Information			
<b>Basic info</b>	<b>Granger Elementary</b>		
School ID	1902001		
School Type	K-4		
Enrollment	5		
2012 Graduation Rate			
Year Built	2013		
Certified Instructors	Note 1		
Overall Student/Teacher ratio	Note 1		
% of students with one or more college courses	Note 2		
2012-13 AYP Status: Not In School Improvement			
<b>Student Groups</b>	<u>2011</u>	<u>2012</u>	<u>2013</u>
Students with Disabilities		Note 3	
Economically Disadvantaged		Note 3	
English Learners		Note 3	
<b>Principal</b>			
Daniel LaRose larosed@sw2.k12.wy.us			
872-2000			
<b>Mailing Address</b>			
P.O. Box 25 Granger Wyoming, 82934			
Website <a href="#">Granger Elementary</a>			

Achievement			
	3-8 (PAWS) Note 8		11th Grade ACT Note 8
	Below Proficient	Proficient and Advanced	
Reading			
Math			
Science			
Writing	Note 4	Note 4	Note 4
English			
Composite			
Growth			
Reading	Note 1		
Math	Note 1		
Science	Note 1		
Writing	Note 1		

Notes
Note 1 : Data not provided by Wyoming Department of Education (WDE).
Note 2 : Data not available from WDE.
Note 3 : Data not available from WDE.
Note 4 : Writing Scores for SAWS and ACT writing not available.
Note 5: MEMORANDUM NO. 2013-107 from the WDE indicated that cut scores were adjusted because of a "fluctuation in proficiency rates that cannot credibly be attributed to real changes in student performance". See detailed notes concerning this issue.
Note 6 : Accountability Score not provided by WDE.
Note 7: If scores or percentages are blank, then either students were not tested with PAWS/ACT or there were less than five students tested.
Note 8: To protect individual student confidentiality, results are not reported for 5 or fewer students and performance percentages are capped and indicated with >= or <=.
Notes for school:

Mission Statement
<i>Educating and inspiring learners for life to achieve their highest individual potential.</i>

2013 School Status Snapshot

Harrison Elementary

Sweetwater #2

<b>Accountability Rating</b>  <span style="font-size: 2em; color: red;">?</span>  See Note 7
--

School Information			
<b>Basic info</b>	<b>Harrison Elementary</b>		
School ID	1902002		
School Type	K-4		
Enrollment	277		
2012 Graduation Rate			
Year Built	1977		
Certified Instructors	Note 1		
Overall Student/Teacher ratio	Note 1		
% of students with one or more college courses	Note 2		
2012-13 AYP Status: Not In School Improvement			
<b>Student Groups</b>	<u>2011</u>	<u>2012</u>	<u>2013</u>
Students with Disabilities		Note 3	
Economically Disadvantaged		Note 3	
English Learners		Note 3	
<b>Principal</b>			
Lucinda Kasper kasperl@sw2.k12.wy.us			
872-1701			
<b>Mailing Address</b>			
1825 Alabama Drive Green River Wyoming, 82935			
Website <a href="#">Harrison Elementary</a>			

	3-8 (PAWS) Note 8		11th Grade ACT Note 8	
	Below Proficient	Proficient and Advanced		
Reading	23%	77%		
Math	13%	87%		
Science	35%	65%		
Writing	Note 4	Note 4	Note 4	
English				
Composite				
<b>Growth</b>				
Reading	Note 1			
Math	Note 1			
Science	Note 1			
Writing	Note 1			

Notes
Note 1 : Data not provided by Wyoming Department of Education (WDE).
Note 2 : Data not available from WDE.
Note 3 : Data not available from WDE.
Note 4 : Writing Scores for SAWS and ACT writing not available.
Note 5: MEMORANDUM NO. 2013-107 from the WDE indicated that cut scores were adjusted because of a "fluctuation in proficiency rates that cannot credibly be attributed to real changes in student performance". See detailed notes concerning this issue.
Note 6 : Accountability Score not provided by WDE.
Note 7: If scores or percentages are blank, then either students were not tested with PAWS/ACT or there were less than five students tested.
Note 8: To protect individual student confidentiality, results are not reported for 5 or fewer students and performance percentages are capped and indicated with>= or <=.
Notes for school:

Mission Statement
<i>Harrison Elementary is a collaborative community with high expectations for all, ensuring outstanding teaching that produces exceptional learning.</i>

2013 School Status Snapshot

McKinnon Elementary

Sweetwater #2

<b>Accountability Rating</b>  <span style="font-size: 2em; color: red;">?</span>  See Note 7
--

School Information			
<b>Basic info</b>	<b>McKinnon Elementary</b>		
School ID		1902004	
School Type		K-5	
Enrollment		12	
2012 Graduation Rate			
Year Built		1971	
Certified Instructors		Note 1	
Overall Student/Teacher ratio		Note 1	
% of students with one or more college courses		Note 2	
2012-13 AYP Status: Not In School Improvement			
<b>Student Groups</b>	<u>2011</u>	<u>2012</u>	<u>2013</u>
Students with Disabilities		Note 3	
Economically Disadvantaged		Note 3	
English Learners		Note 3	
<b>Principal</b>			
Sheryl Wilson wilsons@sw2.k12.wy.us			
872-5515			
<b>Mailing Address</b>			
P.O. Box 1001 McKinnon Wyoming, 82938			
Website <a href="#">McKinnon Elementary</a>			

	3-8 (PAWS) Note 8		11th Grade ACT Note 8	
	Below Proficient	Proficient and Advanced		
Reading	33%	67%		
Math	0%	100%		
Science				
Writing	Note 4	Note 4	Note 4	
English				
Composite				
<b>Growth</b>				
Reading	Note 1			
Math	Note 1			
Science	Note 1			
Writing	Note 1			


Notes
Note 1 : Data not provided by Wyoming Department of Education (WDE).
Note 2 : Data not available from WDE.
Note 3 : Data not available from WDE.
Note 4 : Writing Scores for SAWS and ACT writing not available.
Note 5: MEMORANDUM NO. 2013-107 from the WDE indicated that cut scores were adjusted because of a "fluctuation in proficiency rates that cannot credibly be attributed to real changes in student performance". See detailed notes concerning this issue.
Note 6 : Accountability Score not provided by WDE.
Note 7: If scores or percentages are blank, then either students were not tested with PAWS/ACT or there were less than five students tested.
Note 8: To protect individual student confidentiality, results are not reported for 5 or fewer students and performance percentages are capped and indicated with>= or <=.
Notes for school:

Mission Statement
<i>Educating and inspiring learners for life to achieve their highest individual potential.</i>

2013 School Status Snapshot

Thoman Ranch Elementary

Sweetwater #2

<b>Accountability Rating</b>    See Note 7
---

School Information			
<b>Basic info</b>	<b>Thoman Ranch Elementary</b>		
School ID	1902006		
School Type	K-8		
Enrollment	2		
2012 Graduation Rate			
Year Built	1982		
Certified Instructors	Note 1		
Overall Student/Teacher ratio	Note 1		
% of students with one or more college courses	Note 2		
2012-13 AYP Status: Not In School Improvement			
<b>Student Groups</b>	<u>2011</u>	<u>2012</u>	<u>2013</u>
Students with Disabilities		Note 3	
Economically Disadvantaged		Note 3	
English Learners		Note 3	
<b>Principal</b>			
Jamie Christensen christj3@sw2.k12.wy.us			
872-5502			
<b>Mailing Address</b>			
Fontenelle Route Kemmerer Wyoming, 83101			
Website <a href="#">Thoman Ranch Elementary</a>			

	3-8 (PAWS) Note 8		11th Grade ACT Note 8	
	Below Proficient	Proficient and Advanced		
Reading				
Math				
Science				
Writing	Note 4	Note 4	Note 4	
English				
Composite				
<b>Growth</b>				
Reading	Note 1			
Math	Note 1			
Science	Note 1			
Writing	Note 1			

Notes
Note 1 : Data not provided by Wyoming Department of Education (WDE).
Note 2 : Data not available from WDE.
Note 3 : Data not available from WDE.
Note 4 : Writing Scores for SAWS and ACT writing not available.
Note 5: MEMORANDUM NO. 2013-107 from the WDE indicated that cut scores were adjusted because of a "fluctuation in proficiency rates that cannot credibly be attributed to real changes in student performance". See detailed notes concerning this issue.
Note 6 : Accountability Score not provided by WDE.
Note 7: If scores or percentages are blank, then either students were not tested with PAWS/ACT or there were less than five students tested.
Note 8: To protect individual student confidentiality, results are not reported for 5 or fewer students and performance percentages are capped and indicated with>= or <=.
Notes for school:

Mission Statement
<i>Educating and inspiring learners for life to achieve their highest individual potential.</i>

2013 School Status Snapshot

Washington Elementary

Sweetwater #2

<b>Accountability Rating</b>  <span style="font-size: 2em; color: red;">?</span>  See Note 7
--

School Information			
<b>Basic info</b>	<b>Washington Elementary</b>		
School ID	1902007		
School Type	K-4		
Enrollment	240		
2012 Graduation Rate			
Year Built	1978		
Certified Instructors	Note 1		
Overall Student/Teacher ratio	Note 1		
% of students with one or more college courses	Note 2		
2012-13 AYP Status: Not In School Improvement, Warning Year			
<b>Student Groups</b>	<u>2011</u>	<u>2012</u>	<u>2013</u>
Students with Disabilities		Note 3	
Economically Disadvantaged		Note 3	
English Learners		Note 3	
<b>Principal</b>			
Anne Marie Covey coveya@sw2.k12.wy.us			
872-2001			
<b>Mailing Address</b>			
750 West 5th North Green River Wyoming, 82935			
Website <a href="#">Washington Elementary</a>			

	3-8 (PAWS) Note 8		11th Grade ACT Note 8	
	Below Proficient	Proficient and Advanced		
Reading	29%	71%		
Math	21%	79%		
Science	50%	50%		
Writing	Note 4	Note 4	Note 4	
English				
Composite				
<b>Growth</b>				
Reading	Note 1			
Math	Note 1			
Science	Note 1			
Writing	Note 1			

Notes
Note 1 : Data not provided by Wyoming Department of Education (WDE).
Note 2 : Data not available from WDE.
Note 3 : Data not available from WDE.
Note 4 : Writing Scores for SAWS and ACT writing not available.
Note 5: MEMORANDUM NO. 2013-107 from the WDE indicated that cut scores were adjusted because of a "fluctuation in proficiency rates that cannot credibly be attributed to real changes in student performance". See detailed notes concerning this issue.
Note 6 : Accountability Score not provided by WDE.
Note 7: If scores or percentages are blank, then either students were not tested with PAWS/ACT or there were less than five students tested.
Note 8: To protect individual student confidentiality, results are not reported for 5 or fewer students and performance percentages are capped and indicated with>= or <=.
Notes for school:

Mission Statement
<i>Our goal is to provide a safe environment for learning so that our students will become life-long learners and productive citizens in an ever changing world.</i>

2013 School Status Snapshot

Jackson Elementary

Sweetwater #2

<b>Accountability Rating</b>  <span style="font-size: 2em; color: red;">?</span>  See Note 7
--

School Information			
<b>Basic info</b>	<b>Jackson Elementary</b>		
School ID	1902010		
School Type	K-4		
Enrollment	254		
2012 Graduation Rate			
Year Built	1982		
Certified Instructors	Note 1		
Overall Student/Teacher ratio	Note 1		
% of students with one or more college courses	Note 2		
2012-13 AYP Status: Not In School Improvement, Warning Year			
<b>Student Groups</b>	<u>2011</u>	<u>2012</u>	<u>2013</u>
Students with Disabilities		Note 3	
Economically Disadvantaged		Note 3	
English Learners		Note 3	
<b>Principal</b>			
Stacey Court courts@sw2.k12.wy.us			
872-1801			
<b>Mailing Address</b>			
2200 East Teton Boulevard Green River Wyoming, 82935			
Website <a href="#">Jackson Elementary</a>			

	3-8 (PAWS) Note 8		11th Grade ACT Note 8
	Below Proficient	Proficient and Advanced	
Reading	26%	74%	
Math	8%	92%	
Science	44%	56%	
Writing	Note 4	Note 4	Note 4
English			
Composite			
<b>Growth</b>			
Reading	Note 1		
Math	Note 1		
Science	Note 1		
Writing	Note 1		

Notes
Note 1 : Data not provided by Wyoming Department of Education (WDE).
Note 2 : Data not available from WDE.
Note 3 : Data not available from WDE.
Note 4 : Writing Scores for SAWS and ACT writing not available.
Note 5: MEMORANDUM NO. 2013-107 from the WDE indicated that cut scores were adjusted because of a "fluctuation in proficiency rates that cannot credibly be attributed to real changes in student performance". See detailed notes concerning this issue.
Note 6 : Accountability Score not provided by WDE.
Note 7: If scores or percentages are blank, then either students were not tested with PAWS/ACT or there were less than five students tested.
Note 8: To protect individual student confidentiality, results are not reported for 5 or fewer students and performance percentages are capped and indicated with>= or <=.
Notes for school:

Mission Statement
<i>Community + Learning = Success.</i>



2013 School Status Snapshot

Truman Elementary

Sweetwater #2

<b>Accountability Rating</b>  <span style="font-size: 2em; color: red;">?</span>  See Note 7
--

School Information			
<b>Basic info</b>	<b>Truman Elementary</b>		
School ID	1902011		
School Type	K-4		
Enrollment	274		
2012 Graduation Rate			
Year Built	1982		
Certified Instructors	Note 1		
Overall Student/Teacher ratio	Note 1		
% of students with one or more college courses	Note 2		
2012-13 AYP Status: Not In School Improvement, Warning Year			
<b>Student Groups</b>	<u>2011</u>	<u>2012</u>	<u>2013</u>
Students with Disabilities		Note 3	
Economically Disadvantaged		Note 3	
English Learners		Note 3	
<b>Principal</b>			
Deborah Emmerich emmerid@sw2.k12.wy.us			
872-1901			
<b>Mailing Address</b>			
1055 West Teton Boulevard Green River Wyoming, 82935			
Website <a href="#">Truman Elementary</a>			

Achievement	3-8 (PAWS) Note 8		11th Grade ACT Note 8
	Below Proficient	Proficient and Advanced	
Reading	34%	66%	
Math	17%	83%	
Science	40%	60%	
Writing	Note 4	Note 4	Note 4
English			
Composite			
<b>Growth</b>			
Reading	Note 1		
Math	Note 1		
Science	Note 1		
Writing	Note 1		

Notes
Note 1 : Data not provided by Wyoming Department of Education (WDE).
Note 2 : Data not available from WDE.
Note 3 : Data not available from WDE.
Note 4 : Writing Scores for SAWS and ACT writing not available.
Note 5: MEMORANDUM NO. 2013-107 from the WDE indicated that cut scores were adjusted because of a "fluctuation in proficiency rates that cannot credibly be attributed to real changes in student performance". See detailed notes concerning this issue.
Note 6 : Accountability Score not provided by WDE.
Note 7: If scores or percentages are blank, then either students were not tested with PAWS/ACT or there were less than five students tested.
Note 8: To protect individual student confidentiality, results are not reported for 5 or fewer students and performance percentages are capped and indicated with>= or <=.
Notes for school:

Mission Statement
<i>The mission of Truman Elementary School is for the staff to provide each student with a safe, supportive learning environment committed to partnership where school and family collaborate to ensure that students develop their academic and social skills to their fullest potential.</i>

2013 School Status Snapshot

Lincoln Middle School

Sweetwater #2

<b>Accountability Rating</b>  <span style="font-size: 2em; color: red;">?</span>  See Note 7
--

School Information			
<b>Basic info</b>	<b>Lincoln Middle School</b>		
School ID	1902050		
School Type	7-8		
Enrollment	405		
2012 Graduation Rate			
Year Built	1975		
Certified Instructors	Note 1		
Overall Student/Teacher ratio	Note 1		
% of students with one or more college courses	Note 2		
2012-13 AYP Status: School Improvement, Year 2 (Holding)			
<b>Student Groups</b>	<u>2011</u>	<u>2012</u>	<u>2013</u>
Students with Disabilities		Note 3	
Economically Disadvantaged		Note 3	
English Learners		Note 3	
<b>Principal</b>			
Mark Rose rosem@sw2.k12.wy.us			
872-4402			
<b>Mailing Address</b>			
350 Monroe Avenue Green River Wyoming, 82935			
Website <a href="#">Lincoln Middle School</a>			

	3-8 (PAWS) Note 8		11th Grade ACT Note 8	
	Below Proficient	Proficient and Advanced		
Reading	32%	68%		
Math	36%	64%		
Science	72%	28%		
Writing	Note 4	Note 4	Note 4	
English				
Composite				
<b>Growth</b>				
Reading	Note 1			
Math	Note 1			
Science	Note 1			
Writing	Note 1			

Notes
Note 1 : Data not provided by Wyoming Department of Education (WDE).
Note 2 : Data not available from WDE.
Note 3 : Data not available from WDE.
Note 4 : Writing Scores for SAWS and ACT writing not available.
Note 5: MEMORANDUM NO. 2013-107 from the WDE indicated that cut scores were adjusted because of a "fluctuation in proficiency rates that cannot credibly be attributed to real changes in student performance". See detailed notes concerning this issue.
Note 6 : Accountability Score not provided by WDE.
Note 7: If scores or percentages are blank, then either students were not tested with PAWS/ACT or there were less than five students tested.
Note 8: To protect individual student confidentiality, results are not reported for 5 or fewer students and performance percentages are capped and indicated with>= or <=.
Notes for school:

Mission Statement
<i>The mission and purpose of Lincoln Middle School is to honor all students and stakeholders while developing a safe, respectful, and productive learning environment.</i>

2013 School Status Snapshot

Lincoln Middle School

Sweetwater #2

<b>Accountability Rating</b>  <span style="font-size: 2em; color: red;">?</span>  See Note 7
--

School Information			
<b>Basic info</b>	<b>Lincoln Middle School</b>		
School ID	1902050		
School Type	7-8		
Enrollment	405		
2012 Graduation Rate			
Year Built	1975		
Certified Instructors	Note 1		
Overall Student/Teacher ratio	Note 1		
% of students with one or more college courses	Note 2		
2012-13 AYP Status: School Improvement, Year 2 (Holding)			
<b>Student Groups</b>	<u>2011</u>	<u>2012</u>	<u>2013</u>
Students with Disabilities		Note 3	
Economically Disadvantaged		Note 3	
English Learners		Note 3	
<b>Principal</b>			
Mark Rose rosem@sw2.k12.wy.us			
872-4402			
<b>Mailing Address</b>			
350 Monroe Avenue Green River Wyoming, 82935			
Website <a href="#">Lincoln Middle School</a>			

	3-8 (PAWS) Note 8		11th Grade ACT Note 8	
	Below Proficient	Proficient and Advanced		
Reading	32%	68%		
Math	36%	64%		
Science	72%	28%		
Writing	Note 4	Note 4	Note 4	
English				
Composite				
<b>Growth</b>				
Reading	Note 1			
Math	Note 1			
Science	Note 1			
Writing	Note 1			

Notes
Note 1 : Data not provided by Wyoming Department of Education (WDE).
Note 2 : Data not available from WDE.
Note 3 : Data not available from WDE.
Note 4 : Writing Scores for SAWS and ACT writing not available.
Note 5: MEMORANDUM NO. 2013-107 from the WDE indicated that cut scores were adjusted because of a "fluctuation in proficiency rates that cannot credibly be attributed to real changes in student performance". See detailed notes concerning this issue.
Note 6 : Accountability Score not provided by WDE.
Note 7: If scores or percentages are blank, then either students were not tested with PAWS/ACT or there were less than five students tested.
Note 8: To protect individual student confidentiality, results are not reported for 5 or fewer students and performance percentages are capped and indicated with>= or <=.
Notes for school:

Mission Statement
<i>The mission and purpose of Lincoln Middle School is to honor all students and stakeholders while developing a safe, respectful, and productive learning environment.</i>

2013 School Status Snapshot

Green River High School

Sweetwater #2

<b>Accountability Rating</b>  <span style="font-size: 2em; color: red;">?</span>  See Note 7
--

School Information			
<b>Basic info</b>	<b>Green River High School</b>		
School ID	1902055		
School Type	9-12		
Enrollment	723		
2012 Graduation Rate	93.6%		
Year Built	1998		
Certified Instructors	Note 1		
Overall Student/Teacher ratio	Note 1		
% of students with one or more college courses	Note 2		
2012-13 AYP Status: Not In School Improvement, Warning Year			
<b>Student Groups</b>	<u>2011</u>	<u>2012</u>	<u>2013</u>
Students with Disabilities		Note 3	
Economically Disadvantaged		Note 3	
English Learners		Note 3	
<b>Principal</b>			
Darren Howard howardd@sw2.k12.wy.us			
872-4741			
<b>Mailing Address</b>			
1615 Hitching Post Drive Green River Wyoming, 82935			
Website <a href="#">Green River High School</a>			

Achievement		3-8 (PAWS) Note 8		11th Grade ACT Note 8
		Below Proficient	Proficient and Advanced	
Reading				<b>19.9</b>
Math				<b>18.7</b>
Science				<b>19.3</b>
Writing	Note 4		Note 4	Note 4
English				<b>17.7</b>
Composite				<b>19.1</b>
<b>Growth</b>				
Reading	Note 1			
Math	Note 1			
Science	Note 1			
Writing	Note 1			

Notes
Note 1 : Data not provided by Wyoming Department of Education (WDE).
Note 2 : Data not available from WDE.
Note 3 : Data not available from WDE.
Note 4 : Writing Scores for SAWS and ACT writing not available.
Note 5: MEMORANDUM NO. 2013-107 from the WDE indicated that cut scores were adjusted because of a "fluctuation in proficiency rates that cannot credibly be attributed to real changes in student performance". See detailed notes concerning this issue.
Note 6 : Accountability Score not provided by WDE.
Note 7: If scores or percentages are blank, then either students were not tested with PAWS/ACT or there were less than five students tested.
Note 8: To protect individual student confidentiality, results are not reported for 5 or fewer students and performance percentages are capped and indicated with>= or <=.
Notes for school:

Mission Statement
<i>All students will reach their full potential as responsible, ethical, and productive members of society. We are committed to furthering the intellectual, physical, emotional, social, ethical, and esthetic growth of all students.</i>

**2013 School Status Snapshot**

**Expedition Academy**

**Sweetwater #2**

<b>Accountability Rating</b>  <span style="font-size: 2em; color: red;">?</span>  See Note 7
--

School Information			
<b>Basic info</b>	<b>Expedition Academy</b>		
School ID	1902056		
School Type	9-12		
Enrollment	48		
2012 Graduation Rate	47.1%		
Year Built	1971		
Certified Instructors	Note 1		
Overall Student/Teacher ratio	Note 1		
% of students with one or more college courses	Note 2		
2012-13 AYP Status: School Improvement, Year 2			
<b>Student Groups</b>	<u>2011</u>	<u>2012</u>	<u>2013</u>
Students with Disabilities		Note 3	
Economically Disadvantaged		Note 3	
English Learners		Note 3	
<b>Principal</b>			
John Poole poolej@sw2.k12.wy.us			
872-4801			
<b>Mailing Address</b>			
351 Monroe Avenue Green River Wyoming, 82935			
Website <a href="#">Expedition Academy</a>			

	3-8 (PAWS) Note 8		11th Grade ACT Note 8	
	Below Proficient	Proficient and Advanced		
Reading			<b>16.9</b>	
Math			<b>17.0</b>	
Science			<b>15.9</b>	
Writing	Note 4	Note 4	Note 4	
English			<b>15.4</b>	
Composite			<b>16.4</b>	
<b>Growth</b>				
Reading	Note 1			
Math	Note 1			
Science	Note 1			
Writing	Note 1			

Notes
Note 1 : Data not provided by Wyoming Department of Education (WDE).
Note 2 : Data not available from WDE.
Note 3 : Data not available from WDE.
Note 4 : Writing Scores for SAWS and ACT writing not available.
Note 5: MEMORANDUM NO. 2013-107 from the WDE indicated that cut scores were adjusted because of a "fluctuation in proficiency rates that cannot credibly be attributed to real changes in student performance". See detailed notes concerning this issue.
Note 6 : Accountability Score not provided by WDE.
Note 7: If scores or percentages are blank, then either students were not tested with PAWS/ACT or there were less than five students tested.
Note 8: To protect individual student confidentiality, results are not reported for 5 or fewer students and performance percentages are capped and indicated with >= or <=.
Notes for school:

Mission Statement
<i>EA exists to foster and promote student learning both in and out of the classroom. We encourage student development, student leadership, civic engagement, and to develop responsible learners with the skills and knowledge to succeed in an ever changing world".</i>

# Teton County School District #1

Accountability Rating

?

See Note 5

## District Information

<b>Basic info Teton County School District #1 2001000</b>			
Number of Schools			9
Total enrollment			2487
Total State and Local Funding (2011-12)			\$40,827,687
Per Student Funding			\$16,416
Per Student Net Unrestricted Assets			\$3,908
Certified Instructors			Note 1
Overall Student/Teacher ratio			Note 1
% of students with one or more college courses			Note 2
2012-13 AYP Status: Not In District Improvement			
<b>Student Groups</b>			
	<u>2011</u>	<u>2012</u>	<u>2013</u>
Students with Disabilities		Note 3	
Economically Disadvantaged		Note 3	
English Learners		Note 3	
<b>Superintendent</b>			
Pamela Shea			
733-2790			
pshea@tcsd.org			
<b>Mailing Address</b>			
P.O. Box 568			
Jackson, Wyoming 83001			

## Achievement

	3-8 (PAWS) Note 6			ACT 11th grade scores Note 6		
	Proficient and Advanced	State Proficient and Advanced (including District)	State Proficient and Advanced (excluding District)	District 11th Grade ACT	State 11th Grade ACT (including District)	State 11th Grade ACT (excluding District)
Reading	80.3%	74.6%	74.4%	21.6	20.1	20.1
Math	86.3%	79.0%	78.8%	22.3	19.7	19.6
Science	67.5%	50.8%	50.4%	21.1	19.8	19.8
Writing	Note 4	Note 4	Note 4	Note 4	Note 4	Note 4
English				20.8	18.8	18.8
Composite				21.6	19.7	19.7
<b>Growth</b>						
Reading	Note 5					
Math	Note 5					
Science	Note 5					
Writing	Note 5					

## Notes

Note 1: Information not provided by Wyoming Department of Education (WDE).

Note 2: Information not available from WDE

Note 3: Information not provided by WDE.

Note 4: Writing scores for SAWS and ACT not released by WDE.

Note 5: Growth and Accountability data not provided by WDE.

Note 6: To protect individual student confidentiality, results are not reported for 5 or fewer students and performance percentages are capped and indicated with >= or <=.

2013 School Status Snapshot

Alta Elementary

Teton #1

<b>Accountability Rating</b>  <span style="font-size: 2em; color: red;">?</span>  See Note 7
--

School Information			
<b>Basic info</b>	<b>Alta Elementary</b>		
School ID		2001001	
School Type		K-6	
Enrollment		48	
2012 Graduation Rate		0.0%	
Year Built		1980	
Certified Instructors		Note 1	
Overall Student/Teacher ratio		Note 1	
% of students with one or more college courses		Note 2	
2012-13 AYP Status: Not In School Improvement			
<b>Student Groups</b>	<u>2011</u>	<u>2012</u>	<u>2013</u>
Students with Disabilities		Note 3	
Economically Disadvantaged		Note 3	
English Learners		Note 3	
<b>Principal</b>			
Tracy Poduska tpoduska@tcsd.org			
733-3077			
<b>Mailing Address</b>			
Route 1, Box 3480 Alta Wyoming, 83414			
Website <a href="#">Alta Elementary</a>			

Achievement	3-8 (PAWS) Note 8		11th Grade ACT Note 8	
	Below Proficient	Proficient and Advanced		
Reading	0%	100%		
Math	0%	100%		
Science	38%	63%		
Writing	Note 4	Note 4	Note 4	
English				
Composite				
<b>Growth</b>				
Reading	Note 1			
Math	Note 1			
Science	Note 1			
Writing	Note 1			

Notes
Note 1 : Data not provided by Wyoming Department of Education (WDE).
Note 2 : Data not available from WDE.
Note 3 : Data not available from WDE.
Note 4 : Writing Scores for SAWS and ACT writing not available.
Note 5: MEMORANDUM NO. 2013-107 from the WDE indicated that cut scores were adjusted because of a "fluctuation in proficiency rates that cannot credibly be attributed to real changes in student performance". See detailed notes concerning this issue.
Note 6 : Accountability Score not provided by WDE.
Note 7: If scores or percentages are blank, then either students were not tested with PAWS/ACT or there were less than five students tested.
Note 8: To protect individual student confidentiality, results are not reported for 5 or fewer students and performance percentages are capped and indicated with>= or <=.
Notes for school:

Mission Statement
<i>The Alta Elementary School develops, in partnership with our community, life-long learners and productive citizens for today's world.</i>

2013 School Status Snapshot

Kelly Elementary

Teton #1

<b>Accountability Rating</b>  <span style="font-size: 2em; color: red;">?</span>  See Note 7
--

School Information			
<b>Basic info</b>	<b>Kelly Elementary</b>		
School ID		2001003	
School Type		K-5	
Enrollment		37	
2012 Graduation Rate			
Year Built		1972	
Certified Instructors		Note 1	
Overall Student/Teacher ratio		Note 1	
% of students with one or more college courses		Note 2	
2012-13 AYP Status: Not In School Improvement			
<b>Student Groups</b>	<u>2011</u>	<u>2012</u>	<u>2013</u>
Students with Disabilities		Note 3	
Economically Disadvantaged		Note 3	
English Learners		Note 3	
<b>Principal</b>			
Tracy Poduska tpoduska@tcsd.org			
733-3077			
<b>Mailing Address</b>			
P.O. Box 128 Kelly Wyoming, 83011			
Website <a href="#">Kelly Elementary</a>			

	3-8 (PAWS) Note 8		11th Grade ACT Note 8	
	Below Proficient	Proficient and Advanced		
Reading	0%	100%		
Math	0%	100%		
Science	29%	71%		
Writing	Note 4	Note 4	Note 4	
English				
Composite				
<b>Growth</b>				
Reading	Note 1			
Math	Note 1			
Science	Note 1			
Writing	Note 1			

Notes
Note 1 : Data not provided by Wyoming Department of Education (WDE).
Note 2 : Data not available from WDE.
Note 3 : Data not available from WDE.
Note 4 : Writing Scores for SAWS and ACT writing not available.
Note 5: MEMORANDUM NO. 2013-107 from the WDE indicated that cut scores were adjusted because of a "fluctuation in proficiency rates that cannot credibly be attributed to real changes in student performance". See detailed notes concerning this issue.
Note 6 : Accountability Score not provided by WDE.
Note 7: If scores or percentages are blank, then either students were not tested with PAWS/ACT or there were less than five students tested.
Note 8: To protect individual student confidentiality, results are not reported for 5 or fewer students and performance percentages are capped and indicated with>= or <=.
Notes for school:

Mission Statement
<i>Community + Learning = Success.</i>



**2013 School Status Snapshot**

**Moran Elementary**

**Teton #1**

<b>Accountability Rating</b>  <span style="font-size: 2em; color: red;">?</span>  See Note 7
--

School Information			
<b>Basic info</b>	<b>Moran Elementary</b>		
School ID		2001004	
School Type		K-5	
Enrollment		11	
2012 Graduation Rate			
Year Built		1960	
Certified Instructors		Note 1	
Overall Student/Teacher ratio		Note 1	
% of students with one or more college courses		Note 2	
2012-13 AYP Status: Not In School Improvement			
<b>Student Groups</b>	<u>2011</u>	<u>2012</u>	<u>2013</u>
Students with Disabilities		Note 3	
Economically Disadvantaged		Note 3	
English Learners		Note 3	
<b>Principal</b>			
Tracy Poduska tpoduska@tcsd.org			
733-3077			
<b>Mailing Address</b>			
P.O. Box 568 Jackson Wyoming, 83001			
Website <a href="#">Moran Elementary</a>			

Achievement			
	3-8 (PAWS) Note 8		11th Grade ACT Note 8
	Below Proficient	Proficient and Advanced	
Reading			
Math			
Science			
Writing	Note 4	Note 4	Note 4
English			
Composite			
Growth			
Reading	Note 1		
Math	Note 1		
Science	Note 1		
Writing	Note 1		

Notes
Note 1 : Data not provided by Wyoming Department of Education (WDE).
Note 2 : Data not available from WDE.
Note 3 : Data not available from WDE.
Note 4 : Writing Scores for SAWS and ACT writing not available.
Note 5: MEMORANDUM NO. 2013-107 from the WDE indicated that cut scores were adjusted because of a "fluctuation in proficiency rates that cannot credibly be attributed to real changes in student performance". See detailed notes concerning this issue.
Note 6 : Accountability Score not provided by WDE.
Note 7: If scores or percentages are blank, then either students were not tested with PAWS/ACT or there were less than five students tested.
Note 8: To protect individual student confidentiality, results are not reported for 5 or fewer students and performance percentages are capped and indicated with>= or <=.
Notes for school:

Mission Statement
<i>Moran Elementary School is a small community of learners who work hard to accept differences, be responsible, and challenge ourselves.</i>

2013 School Status Snapshot

Wilson Elementary

Teton #1

<b>Accountability Rating</b>  <span style="font-size: 2em; color: red;">?</span>  See Note 7
--

School Information			
<b>Basic info</b>	<b>Wilson Elementary</b>		
School ID			2001005
School Type			K-5
Enrollment			235
2012 Graduation Rate			
Year Built			1999
Certified Instructors			Note 1
Overall Student/Teacher ratio			Note 1
% of students with one or more college courses			Note 2
2012-13 AYP Status: Not In School Improvement			
<b>Student Groups</b>	<u>2011</u>	<u>2012</u>	<u>2013</u>
Students with Disabilities		Note 3	
Economically Disadvantaged		Note 3	
English Learners		Note 3	
<b>Principal</b>			
Tracy Poduska tpoduska@tcsd.org			
733-3077			
<b>Mailing Address</b>			
P.O. Box 729 Wilson Wyoming, 83014			
Website <a href="#">Wilson Elementary</a>			

	3-8 (PAWS) Note 8		11th Grade ACT Note 8	
	Below Proficient	Proficient and Advanced		
Reading	10%	<b>90%</b>		
Math	4%	<b>96%</b>		
Science	20%	<b>80%</b>		
Writing	Note 4	Note 4	Note 4	
English				
Composite				
<b>Growth</b>				
Reading	Note 1			
Math	Note 1			
Science	Note 1			
Writing	Note 1			

Notes
Note 1 : Data not provided by Wyoming Department of Education (WDE).
Note 2 : Data not available from WDE.
Note 3 : Data not available from WDE.
Note 4 : Writing Scores for SAWS and ACT writing not available.
Note 5: MEMORANDUM NO. 2013-107 from the WDE indicated that cut scores were adjusted because of a "fluctuation in proficiency rates that cannot credibly be attributed to real changes in student performance". See detailed notes concerning this issue.
Note 6 : Accountability Score not provided by WDE.
Note 7: If scores or percentages are blank, then either students were not tested with PAWS/ACT or there were less than five students tested.
Note 8: To protect individual student confidentiality, results are not reported for 5 or fewer students and performance percentages are capped and indicated with>= or <=.
Notes for school:

Mission Statement
<i>Wilson Elementary School provides students with learning experiences to grow academically, socially, and physically toward becoming productive global citizens.</i>

2013 School Status Snapshot

Colter Elementary

Teton #1

<b>Accountability Rating</b>  <span style="font-size: 2em; color: red;">?</span>  See Note 7
--

School Information			
<b>Basic info</b>	<b>Colter Elementary</b>		
School ID	2001009		
School Type	3-5		
Enrollment	450		
2012 Graduation Rate			
Year Built	2002		
Certified Instructors	Note 1		
Overall Student/Teacher ratio	Note 1		
% of students with one or more college courses	Note 2		
2012-13 AYP Status: School Improvement, Year 2 (Holding)			
<b>Student Groups</b>	<u>2011</u>	<u>2012</u>	<u>2013</u>
Students with Disabilities		Note 3	
Economically Disadvantaged		Note 3	
English Learners		Note 3	
<b>Principal</b>			
Chad Ransom cransom@tcsd.org			
733-9651			
<b>Mailing Address</b>			
P.O. Box 568 Jackson Wyoming, 83001			
Website <a href="#">Colter Elementary</a>			

	3-8 (PAWS) Note 8		11th Grade ACT Note 8	
	Below Proficient	Proficient and Advanced		
Reading	28%	72%		
Math	15%	85%		
Science	36%	64%		
Writing	Note 4	Note 4	Note 4	
English				
Composite				
<b>Growth</b>				
Reading	Note 1			
Math	Note 1			
Science	Note 1			
Writing	Note 1			

Notes
Note 1 : Data not provided by Wyoming Department of Education (WDE).
Note 2 : Data not available from WDE.
Note 3 : Data not available from WDE.
Note 4 : Writing Scores for SAWS and ACT writing not available.
Note 5: MEMORANDUM NO. 2013-107 from the WDE indicated that cut scores were adjusted because of a "fluctuation in proficiency rates that cannot credibly be attributed to real changes in student performance". See detailed notes concerning this issue.
Note 6 : Accountability Score not provided by WDE.
Note 7: If scores or percentages are blank, then either students were not tested with PAWS/ACT or there were less than five students tested.
Note 8: To protect individual student confidentiality, results are not reported for 5 or fewer students and performance percentages are capped and indicated with>= or <=.
Notes for school:

Mission Statement
<i>Our mission is to ensure that all students have the foundation for success and are challenged to reach their full potential.</i>

2013 School Status Snapshot

Jackson Elementary

Teton #1

<b>Accountability Rating</b>  <span style="font-size: 2em; color: red;">?</span>  See Note 7
--

School Information			
<b>Basic info</b>	<b>Jackson Elementary</b>		
School ID		2001010	
School Type		K-2	
Enrollment		541	
2012 Graduation Rate			
Year Built		2009	
Certified Instructors		Note 1	
Overall Student/Teacher ratio		Note 1	
% of students with one or more college courses		Note 2	
2012-13 AYP Status: School Improvement, Year 2 (Holding)			
<b>Student Groups</b>	<u>2011</u>	<u>2012</u>	<u>2013</u>
Students with Disabilities		Note 3	
Economically Disadvantaged		Note 3	
English Learners		Note 3	
<b>Principal</b>			
Deb Roehrkasse droehrkasse@tcsd.org			
733-5302			
<b>Mailing Address</b>			
P.O. Box 568 Jackson Wyoming, 83001			
Website <a href="#">Jackson Elementary</a>			

Achievement			
	3-8 (PAWS) Note 8		11th Grade ACT Note 8
	Below Proficient	Proficient and Advanced	
Reading			
Math			
Science			
Writing	Note 4	Note 4	Note 4
English			
Composite			
Growth			
Reading	Note 1		
Math	Note 1		
Science	Note 1		
Writing	Note 1		

Notes
Note 1 : Data not provided by Wyoming Department of Education (WDE).
Note 2 : Data not available from WDE.
Note 3 : Data not available from WDE.
Note 4 : Writing Scores for SAWS and ACT writing not available.
Note 5: MEMORANDUM NO. 2013-107 from the WDE indicated that cut scores were adjusted because of a "fluctuation in proficiency rates that cannot credibly be attributed to real changes in student performance". See detailed notes concerning this issue.
Note 6 : Accountability Score not provided by WDE.
Note 7: If scores or percentages are blank, then either students were not tested with PAWS/ACT or there were less than five students tested.
Note 8: To protect individual student confidentiality, results are not reported for 5 or fewer students and performance percentages are capped and indicated with>= or <=.
Notes for school:

Mission Statement
<i>Community + Learning = Success.</i>

**2013 School Status Snapshot**

**Jackson Hole Middle School**

**Teton #1**

<b>Accountability Rating</b>  <span style="font-size: 2em; color: red;">?</span>  See Note 7
--

School Information			
<b>Basic info</b>	<b>Jackson Hole Middle School</b>		
School ID	2001050		
School Type	6-8		
Enrollment	532		
2012 Graduation Rate			
Year Built	1992		
Certified Instructors	Note 1		
Overall Student/Teacher ratio	Note 1		
% of students with one or more college courses	Note 2		
2012-13 AYP Status: School Improvement, Year 1			
<b>Student Groups</b>	<u>2011</u>	<u>2012</u>	<u>2013</u>
Students with Disabilities		Note 3	
Economically Disadvantaged		Note 3	
English Learners		Note 3	
<b>Principal</b>			
Bo Miller bmiller@tcsd.org			
733-4234			
<b>Mailing Address</b>			
P.O. Box 568 Jackson Wyoming, 83001			
Website <a href="#">Jackson Hole Middle School</a>			

	3-8 (PAWS) Note 8		11th Grade ACT Note 8	
	Below Proficient	Proficient and Advanced		
Reading	16%	<b>84%</b>		
Math	15%	<b>85%</b>		
Science	32%	<b>68%</b>		
Writing	Note 4	Note 4	Note 4	
English				
Composite				
<b>Growth</b>				
Reading	Note 1			
Math	Note 1			
Science	Note 1			
Writing	Note 1			

Notes
Note 1 : Data not provided by Wyoming Department of Education (WDE).
Note 2 : Data not available from WDE.
Note 3 : Data not available from WDE.
Note 4 : Writing Scores for SAWS and ACT writing not available.
Note 5: MEMORANDUM NO. 2013-107 from the WDE indicated that cut scores were adjusted because of a "fluctuation in proficiency rates that cannot credibly be attributed to real changes in student performance". See detailed notes concerning this issue.
Note 6 : Accountability Score not provided by WDE.
Note 7: If scores or percentages are blank, then either students were not tested with PAWS/ACT or there were less than five students tested.
Note 8: To protect individual student confidentiality, results are not reported for 5 or fewer students and performance percentages are capped and indicated with>= or <=.
Notes for school:

Mission Statement
<i>JHMS provides students with an innovative and exceptional education that instills integrity and promotes achievement in a diverse world.</i>

**2013 School Status Snapshot**

**Jackson Hole High School**

**Teton #1**

<b>Accountability Rating</b>  <span style="font-size: 2em; color: red;">?</span>  See Note 7
--

School Information			
<b>Basic info</b>	<b>Jackson Hole High School</b>		
School ID		2001055	
School Type		9-12	
Enrollment		581	
2012 Graduation Rate		85.4%	
Year Built		2000	
Certified Instructors		Note 1	
Overall Student/Teacher ratio		Note 1	
% of students with one or more college courses		Note 2	
2012-13 AYP Status: Not In School Improvement			
<b>Student Groups</b>	<u>2011</u>	<u>2012</u>	<u>2013</u>
Students with Disabilities		Note 3	
Economically Disadvantaged		Note 3	
English Learners		Note 3	
<b>Principal</b>			
Matthew Crisp scrisp@tcsd.org			
732-3701			
<b>Mailing Address</b>			
P.O. Box 568 Jackson Wyoming, 83001			
Website <a href="#">Jackson Hole High School</a>			

Achievement				
	3-8 (PAWS) Note 8		11th Grade ACT Note 8	
	Below Proficient	Proficient and Advanced		
Reading			<b>22.3</b>	
Math			<b>23.0</b>	
Science			<b>21.7</b>	
Writing	Note 4	Note 4	Note 4	
English			<b>21.5</b>	
Composite			<b>22.2</b>	
Growth				
Reading	Note 1			
Math	Note 1			
Science	Note 1			
Writing	Note 1			

Notes
Note 1 : Data not provided by Wyoming Department of Education (WDE).
Note 2 : Data not available from WDE.
Note 3 : Data not available from WDE.
Note 4 : Writing Scores for SAWS and ACT writing not available.
Note 5: MEMORANDUM NO. 2013-107 from the WDE indicated that cut scores were adjusted because of a "fluctuation in proficiency rates that cannot credibly be attributed to real changes in student performance". See detailed notes concerning this issue.
Note 6 : Accountability Score not provided by WDE.
Note 7: If scores or percentages are blank, then either students were not tested with PAWS/ACT or there were less than five students tested.
Note 8: To protect individual student confidentiality, results are not reported for 5 or fewer students and performance percentages are capped and indicated with>= or <=.
Notes for school:

Mission Statement
100% Graduation, 100% College Ready.

**2013 School Status Snapshot**

**Summit High School**

**Teton #1**

<b>Accountability Rating</b>  <span style="font-size: 2em; color: red;">?</span>  See Note 7
--

School Information			
<b>Basic info</b>	<b>Summit High School</b>		
School ID		2001056	
School Type		9-12	
Enrollment		52	
2012 Graduation Rate		50.0%	
Year Built		2004	
Certified Instructors		Note 1	
Overall Student/Teacher ratio		Note 1	
% of students with one or more college courses		Note 2	
2012-13 AYP Status: Not In School Improvement, Warning Year			
<b>Student Groups</b>	<u>2011</u>	<u>2012</u>	<u>2013</u>
Students with Disabilities		Note 3	
Economically Disadvantaged		Note 3	
English Learners		Note 3	
<b>Principal</b>			
Beth Auge' bauge@tcsd.org			
733-9116			
<b>Mailing Address</b>			
P.O. Box 568 Jackson Wyoming, 83001			
Website <a href="#">Summit High School</a>			

Achievement				
	3-8 (PAWS) Note 8		11th Grade ACT Note 8	
	Below Proficient	Proficient and Advanced		
Reading			<b>17.2</b>	
Math			<b>18.1</b>	
Science			<b>17.5</b>	
Writing	Note 4	Note 4	Note 4	
English			<b>15.8</b>	
Composite			<b>17.2</b>	
Growth				
Reading	Note 1			
Math	Note 1			
Science	Note 1			
Writing	Note 1			

Notes
Note 1 : Data not provided by Wyoming Department of Education (WDE).
Note 2 : Data not available from WDE.
Note 3 : Data not available from WDE.
Note 4 : Writing Scores for SAWS and ACT writing not available.
Note 5: MEMORANDUM NO. 2013-107 from the WDE indicated that cut scores were adjusted because of a "fluctuation in proficiency rates that cannot credibly be attributed to real changes in student performance". See detailed notes concerning this issue.
Note 6 : Accountability Score not provided by WDE.
Note 7: If scores or percentages are blank, then either students were not tested with PAWS/ACT or there were less than five students tested.
Note 8: To protect individual student confidentiality, results are not reported for 5 or fewer students and performance percentages are capped and indicated with>= or <=.
Notes for school:

Mission Statement
<i>Our Mission is to meet the personal, social, and academic needs of alternative learners in grades 9-12.</i>

# Uinta County School District #1

<b>Accountability Rating</b>  <span style="font-size: 2em; color: red;">?</span>  See Note 5
--

## District Information

<b>Basic info</b>	<b>Uinta County School District #1</b>	<b>2101000</b>	
Number of Schools		8	
Total enrollment		2869	
Total State and Local Funding (2011-12)		\$43,031,216	
Per Student Funding		\$14,999	
Per Student Net Unrestricted Assets		\$1,575	
Certified Instructors		Note 1	
Overall Student/Teacher ratio		Note 1	
% of students with one or more college courses		Note 2	
2012-13 AYP Status: Not In District Improvement, Warning Year			
<b>Student Groups</b>	<u>2011</u>	<u>2012</u>	<u>2013</u>
Students with Disabilities		Note 3	
Economically Disadvantaged		Note 3	
English Learners		Note 3	
<b>Superintendents</b>			
James Bailey, Ryan Thomas			
789-7571			
jbailey@uinta1.com, rthomas@uinta1.com			
<b>Mailing Address</b>			
P.O. Box 6002			
Evanston, Wyoming 82931			

## Achievement

	3-8 (PAWS) Note 6			ACT 11th grade scores Note 6		
	Proficient and Advanced	State Proficient and Advanced (including District)	State Proficient and Advanced (excluding District)	District 11th Grade ACT	State 11th Grade ACT (including District)	State 11th Grade ACT (excluding District)
Reading	72.1%	74.6%	74.7%	19.4	20.1	20.1
Math	77.2%	79.0%	79.0%	19.8	19.7	19.6
Science	47.2%	50.8%	51.0%	19.2	19.8	19.8
Writing	Note 4	Note 4	Note 4	Note 4	Note 4	Note 4
English				18.1	18.8	18.8
Composite				19.2	19.7	19.7
<b>Growth</b>						
Reading	Note 5					
Math	Note 5					
Science	Note 5					
Writing	Note 5					

## Notes

Note 1: Information not provided by Wyoming Department of Education (WDE).

Note 2: Information not available from WDE

Note 3: Information not provided by WDE.

Note 4: Writing scores for SAWS and ACT not released by WDE.

Note 5: Growth and Accountability data not provided by WDE.

Note 6: To protect individual student confidentiality, results are not reported for 5 or fewer students and performance percentages are capped and indicated with >= or <=.



2013 School Status Snapshot

Clark Elementary

Uinta #1

<b>Accountability Rating</b>  <span style="font-size: 2em; color: red;">?</span>  See Note 7
--

School Information			
<b>Basic info</b>	<b>Clark Elementary</b>		
School ID	2101002		
School Type	K-5		
Enrollment	209		
2012 Graduation Rate			
Year Built	2007		
Certified Instructors	Note 1		
Overall Student/Teacher ratio	Note 1		
% of students with one or more college courses	Note 2		
2012-13 AYP Status: Not In School Improvement			
<b>Student Groups</b>	<u>2011</u>	<u>2012</u>	<u>2013</u>
Students with Disabilities		Note 3	
Economically Disadvantaged		Note 3	
English Learners		Note 3	
<b>Principal</b>			
Steven Peterson speterson@uinta1.com			
789-7571			
<b>Mailing Address</b>			
P.O. Box 6002 Evanston Wyoming, 82931			
Website <a href="#">Clark Elementary</a>			

	3-8 (PAWS) Note 8		11th Grade ACT Note 8
	Below Proficient	Proficient and Advanced	
Reading	20%	80%	
Math	14%	86%	
Science	28%	72%	
Writing	Note 4	Note 4	Note 4
English			
Composite			
<b>Growth</b>			
Reading	Note 1		
Math	Note 1		
Science	Note 1		
Writing	Note 1		

Notes
Note 1 : Data not provided by Wyoming Department of Education (WDE).
Note 2 : Data not available from WDE.
Note 3 : Data not available from WDE.
Note 4 : Writing Scores for SAWS and ACT writing not available.
Note 5: MEMORANDUM NO. 2013-107 from the WDE indicated that cut scores were adjusted because of a "fluctuation in proficiency rates that cannot credibly be attributed to real changes in student performance". See detailed notes concerning this issue.
Note 6 : Accountability Score not provided by WDE.
Note 7: If scores or percentages are blank, then either students were not tested with PAWS/ACT or there were less than five students tested.
Note 8: To protect individual student confidentiality, results are not reported for 5 or fewer students and performance percentages are capped and indicated with>= or <=.
Notes for school:

Mission Statement
Clark Elementary "Squeels" for success -- Student Quality and Understanding Ensures an Education for Lifetime Success.

2013 School Status Snapshot

Uinta Meadows Elementary

Uinta #1

<b>Accountability Rating</b>  <span style="font-size: 2em; color: red;">?</span>  See Note 7
--

School Information			
<b>Basic info</b>	<b>Uinta Meadows Elementary</b>		
School ID		2101004	
School Type		K-5	
Enrollment		449	
2012 Graduation Rate			
Year Built		1982	
Certified Instructors		Note 1	
Overall Student/Teacher ratio		Note 1	
% of students with one or more college courses		Note 2	
2012-13 AYP Status: Not In School Improvement			
<b>Student Groups</b>	<u>2011</u>	<u>2012</u>	<u>2013</u>
Students with Disabilities		Note 3	
Economically Disadvantaged		Note 3	
English Learners		Note 3	
<b>Principal</b>			
Christopher Brown cbrown@uinta1.com			
789-8098			
<b>Mailing Address</b>			
P.O. Box 6002 Evanston Wyoming, 82931			
Website <a href="#">Uinta Meadows Elementary</a>			

	3-8 (PAWS) Note 8		11th Grade ACT Note 8	
	Below Proficient	Proficient and Advanced		
Reading	27%	73%		
Math	8%	92%		
Science	44%	56%		
Writing	Note 4	Note 4	Note 4	
English				
Composite				
<b>Growth</b>				
Reading	Note 1			
Math	Note 1			
Science	Note 1			
Writing	Note 1			

Notes
Note 1 : Data not provided by Wyoming Department of Education (WDE).
Note 2 : Data not available from WDE.
Note 3 : Data not available from WDE.
Note 4 : Writing Scores for SAWS and ACT writing not available.
Note 5: MEMORANDUM NO. 2013-107 from the WDE indicated that cut scores were adjusted because of a "fluctuation in proficiency rates that cannot credibly be attributed to real changes in student performance". See detailed notes concerning this issue.
Note 6 : Accountability Score not provided by WDE.
Note 7: If scores or percentages are blank, then either students were not tested with PAWS/ACT or there were less than five students tested.
Note 8: To protect individual student confidentiality, results are not reported for 5 or fewer students and performance percentages are capped and indicated with>= or <=.
Notes for school:

Mission Statement
<i>Our mission is to provide powerful instruction that is relevant and challenging. We commit to provide daily experiences that prepare students for the 21st century, build positive relationships, and encourage maximum student effort.</i>

**2013 School Status Snapshot**

**North Evanston Elementary**

**Uinta #1**

<b>Accountability Rating</b>  <span style="font-size: 2em; color: red;">?</span>  See Note 7
--

School Information			
<b>Basic info</b>	<b>North Evanston Elementary</b>		
School ID	2101005		
School Type	K-5		
Enrollment	359		
2012 Graduation Rate			
Year Built	1982		
Certified Instructors	Note 1		
Overall Student/Teacher ratio	Note 1		
% of students with one or more college courses	Note 2		
2012-13 AYP Status: School Improvement, Year 2 (Holding)			
<b>Student Groups</b>	<u>2011</u>	<u>2012</u>	<u>2013</u>
Students with Disabilities		Note 3	
Economically Disadvantaged		Note 3	
English Learners		Note 3	
<b>Principal</b>			
Joseph Ingalls jingalls@uinta1.com			
789-7658			
<b>Mailing Address</b>			
P.O. Box 6002 Evanston Wyoming, 82931			
Website <a href="#">North Evanston Elementary</a>			

	3-8 (PAWS) Note 8		11th Grade ACT Note 8	
	Below Proficient	Proficient and Advanced		
Reading	44%	<b>56%</b>		
Math	30%	<b>70%</b>		
Science	62%	<b>38%</b>		
Writing	Note 4	Note 4	Note 4	
English				
Composite				
<b>Growth</b>				
Reading	Note 1			
Math	Note 1			
Science	Note 1			
Writing	Note 1			

Notes
Note 1 : Data not provided by Wyoming Department of Education (WDE).
Note 2 : Data not available from WDE.
Note 3 : Data not available from WDE.
Note 4 : Writing Scores for SAWS and ACT writing not available.
Note 5: MEMORANDUM NO. 2013-107 from the WDE indicated that cut scores were adjusted because of a "fluctuation in proficiency rates that cannot credibly be attributed to real changes in student performance". See detailed notes concerning this issue.
Note 6 : Accountability Score not provided by WDE.
Note 7: If scores or percentages are blank, then either students were not tested with PAWS/ACT or there were less than five students tested.
Note 8: To protect individual student confidentiality, results are not reported for 5 or fewer students and performance percentages are capped and indicated with >= or <=.
Notes for school:

**Mission Statement**

*North Evanston Elementary School in partnership with parents and the Evanston community, pledges to provide a safe environment with relevant and rigorous learning experiences while promoting student responsibility, positive relationships and a desire for learning.*

2013 School Status Snapshot

Aspen Elementary

Uinta #1

<b>Accountability Rating</b>  <span style="font-size: 2em; color: red;">?</span>  See Note 7
--

School Information			
<b>Basic info</b>	<b>Aspen Elementary</b>		
School ID	2101006		
School Type	K-5		
Enrollment	332		
2012 Graduation Rate			
Year Built	1985		
Certified Instructors	Note 1		
Overall Student/Teacher ratio	Note 1		
% of students with one or more college courses	Note 2		
2012-13 AYP Status: School Improvement, Year 2 (Holding)			
<b>Student Groups</b>	<u>2011</u>	<u>2012</u>	<u>2013</u>
Students with Disabilities		Note 3	
Economically Disadvantaged		Note 3	
English Learners		Note 3	
<b>Principal</b>			
Vesta Demester vdemester@uinta1.com			
789-3106			
<b>Mailing Address</b>			
P.O. Box 6002 Evanston Wyoming, 82931			
Website <a href="#">Aspen Elementary</a>			

Achievement	3-8 (PAWS) Note 8		11th Grade ACT Note 8
	Below Proficient	Proficient and Advanced	
Reading	30%	70%	
Math	20%	80%	
Science	40%	60%	
Writing	Note 4	Note 4	Note 4
English			
Composite			
<b>Growth</b>			
Reading	Note 1		
Math	Note 1		
Science	Note 1		
Writing	Note 1		

Notes
Note 1 : Data not provided by Wyoming Department of Education (WDE).
Note 2 : Data not available from WDE.
Note 3 : Data not available from WDE.
Note 4 : Writing Scores for SAWS and ACT writing not available.
Note 5: MEMORANDUM NO. 2013-107 from the WDE indicated that cut scores were adjusted because of a "fluctuation in proficiency rates that cannot credibly be attributed to real changes in student performance". See detailed notes concerning this issue.
Note 6 : Accountability Score not provided by WDE.
Note 7: If scores or percentages are blank, then either students were not tested with PAWS/ACT or there were less than five students tested.
Note 8: To protect individual student confidentiality, results are not reported for 5 or fewer students and performance percentages are capped and indicated with>= or <=.
Notes for school:

Mission Statement
None located

2013 School Status Snapshot

Davis Middle School

Uinta #1

<b>Accountability Rating</b>  <span style="font-size: 2em; color: red;">?</span>  See Note 7
--

School Information			
<b>Basic info</b>	<b>Davis Middle School</b>		
School ID	2101050		
School Type	6-8		
Enrollment	343		
2012 Graduation Rate			
Year Built	1982		
Certified Instructors	Note 1		
Overall Student/Teacher ratio	Note 1		
% of students with one or more college courses	Note 2		
2012-13 AYP Status: School Improvement, Year 2			
<b>Student Groups</b>	<u>2011</u>	<u>2012</u>	<u>2013</u>
Students with Disabilities		Note 3	
Economically Disadvantaged		Note 3	
English Learners		Note 3	
<b>Principal</b>			
Jim Harrell jharrell@uinta1.com			
789-8096			
<b>Mailing Address</b>			
P.O. Box 6002 Evanston Wyoming, 82931			
Website <a href="#">Davis Middle School</a>			

	3-8 (PAWS) Note 8		11th Grade ACT Note 8
	Below Proficient	Proficient and Advanced	
Reading	26%	74%	
Math	29%	71%	
Science	68%	32%	
Writing	Note 4	Note 4	Note 4
English			
Composite			
<b>Growth</b>			
Reading	Note 1		
Math	Note 1		
Science	Note 1		
Writing	Note 1		

Notes
Note 1 : Data not provided by Wyoming Department of Education (WDE).
Note 2 : Data not available from WDE.
Note 3 : Data not available from WDE.
Note 4 : Writing Scores for SAWS and ACT writing not available.
Note 5: MEMORANDUM NO. 2013-107 from the WDE indicated that cut scores were adjusted because of a "fluctuation in proficiency rates that cannot credibly be attributed to real changes in student performance". See detailed notes concerning this issue.
Note 6 : Accountability Score not provided by WDE.
Note 7: If scores or percentages are blank, then either students were not tested with PAWS/ACT or there were less than five students tested.
Note 8: To protect individual student confidentiality, results are not reported for 5 or fewer students and performance percentages are capped and indicated with>= or <=.
Notes for school:

Mission Statement
<i>Ensure all students are receiving powerful instruction each day and in all classes.</i>

2013 School Status Snapshot

Evanston Middle School

Uinta #1

<b>Accountability Rating</b>  <span style="font-size: 2em; color: red;">?</span>  See Note 7
--

School Information			
<b>Basic info</b>	<b>Evanston Middle School</b>		
School ID	2101051		
School Type	6-8		
Enrollment	328		
2012 Graduation Rate			
Year Built	1968		
Certified Instructors	Note 1		
Overall Student/Teacher ratio	Note 1		
% of students with one or more college courses	Note 2		
2012-13 AYP Status: School Improvement, Year 2			
<b>Student Groups</b>	<u>2011</u>	<u>2012</u>	<u>2013</u>
Students with Disabilities		Note 3	
Economically Disadvantaged		Note 3	
English Learners		Note 3	
<b>Principal</b>			
Eric Christenot echristenot@uinta1.com			
789-5499			
<b>Mailing Address</b>			
P.O. Box 6002 Evanston Wyoming, 82931			
Website <a href="#">Evanston Middle School</a>			

	3-8 (PAWS) Note 8		11th Grade ACT Note 8	
	Below Proficient	Proficient and Advanced		
Reading	23%	77%		
Math	25%	75%		
Science	53%	47%		
Writing	Note 4	Note 4	Note 4	
English				
Composite				
<b>Growth</b>				
Reading	Note 1			
Math	Note 1			
Science	Note 1			
Writing	Note 1			

Notes
Note 1 : Data not provided by Wyoming Department of Education (WDE).
Note 2 : Data not available from WDE.
Note 3 : Data not available from WDE.
Note 4 : Writing Scores for SAWS and ACT writing not available.
Note 5: MEMORANDUM NO. 2013-107 from the WDE indicated that cut scores were adjusted because of a "fluctuation in proficiency rates that cannot credibly be attributed to real changes in student performance". See detailed notes concerning this issue.
Note 6 : Accountability Score not provided by WDE.
Note 7: If scores or percentages are blank, then either students were not tested with PAWS/ACT or there were less than five students tested.
Note 8: To protect individual student confidentiality, results are not reported for 5 or fewer students and performance percentages are capped and indicated with>= or <=.
Notes for school:

Mission Statement
<i>Our mission is to provide powerful instruction that is relevant and challenging. We commit to provide daily experiences that prepare students for the 21st century, build positive relationships, and encourage maximum student effort.</i>

2013 School Status Snapshot

Evanston High School

Uinta #1

<b>Accountability Rating</b>  <span style="font-size: 2em; color: red;">?</span>  See Note 7
--

School Information			
<b>Basic info</b>	<b>Evanston High School</b>		
School ID	2101055		
School Type	9-12		
Enrollment	788		
2012 Graduation Rate	83.1%		
Year Built	1985		
Certified Instructors	Note 1		
Overall Student/Teacher ratio	Note 1		
% of students with one or more college courses	Note 2		
2012-13 AYP Status: School Improvement, Year 1 (Holding)			
<b>Student Groups</b>	<u>2011</u>	<u>2012</u>	<u>2013</u>
Students with Disabilities		Note 3	
Economically Disadvantaged		Note 3	
English Learners		Note 3	
<b>Principals</b>			
Merle Lester, Douglas Rigby mlester@uinta1.com, drigby@uinta1.com			
789-0757			
<b>Mailing Address</b>			
P.O. Box 6002 Evanston Wyoming, 82931			
Website <a href="#">Evanston High School</a>			

Achievement		3-8 (PAWS) Note 8		11th Grade ACT Note 8
		Below Proficient	Proficient and Advanced	
Reading				<b>19.7</b>
Math				<b>20.2</b>
Science				<b>19.7</b>
Writing	Note 4		Note 4	Note 4
English				<b>18.5</b>
Composite				<b>19.6</b>
<b>Growth</b>				
Reading	Note 1			
Math	Note 1			
Science	Note 1			
Writing	Note 1			

Notes
Note 1 : Data not provided by Wyoming Department of Education (WDE).
Note 2 : Data not available from WDE.
Note 3 : Data not available from WDE.
Note 4 : Writing Scores for SAWS and ACT writing not available.
Note 5: MEMORANDUM NO. 2013-107 from the WDE indicated that cut scores were adjusted because of a "fluctuation in proficiency rates that cannot credibly be attributed to real changes in student performance". See detailed notes concerning this issue.
Note 6 : Accountability Score not provided by WDE.
Note 7: If scores or percentages are blank, then either students were not tested with PAWS/ACT or there were less than five students tested.
Note 8: To protect individual student confidentiality, results are not reported for 5 or fewer students and performance percentages are capped and indicated with>= or <=.
Notes for school:

**Mission Statement**

*Our mission is to provide powerful instruction that is relevant and challenging. We commit to provide daily experiences that prepare students for the 21st century, build positive relationships, and encourage maximum student effort.*

**2013 School Status Snapshot**

**Horizon Alternative School**

**Uinta #1**

<b>Accountability Rating</b>  <span style="font-size: 2em; color: red;">?</span>  See Note 7
--

School Information			
<b>Basic info</b>	<b>Horizon Alternative School</b>		
School ID	2101056		
School Type	7-12		
Enrollment	61		
2012 Graduation Rate	34.4%		
Year Built	2011		
Certified Instructors	Note 1		
Overall Student/Teacher ratio	Note 1		
% of students with one or more college courses	Note 2		
2012-13 AYP Status: School Improvement, Year 3			
<b>Student Groups</b>	<u>2011</u>	<u>2012</u>	<u>2013</u>
Students with Disabilities		Note 3	
Economically Disadvantaged		Note 3	
English Learners		Note 3	
<b>Principal</b>			
Merle Lester, Douglas Rigby mlester@uinta1.com, drigby@uinta1.com			
789-0122			
<b>Mailing Address</b>			
P.O. Box 6002 Evanston Wyoming, 82931			
Website <a href="#">Horizon Alternative School</a>			

	3-8 (PAWS) Note 8		11th Grade ACT Note 8	
	Below Proficient	Proficient and Advanced		
Reading	44%	56%	16.5	
Math	78%	22%	15.6	
Science			14.4	
Writing	Note 4	Note 4	Note 4	
English			14.2	
Composite			15.5	
<b>Growth</b>				
Reading	Note 1			
Math	Note 1			
Science	Note 1			
Writing	Note 1			

Notes
Note 1 : Data not provided by Wyoming Department of Education (WDE).
Note 2 : Data not available from WDE.
Note 3 : Data not available from WDE.
Note 4 : Writing Scores for SAWS and ACT writing not available.
Note 5: MEMORANDUM NO. 2013-107 from the WDE indicated that cut scores were adjusted because of a "fluctuation in proficiency rates that cannot credibly be attributed to real changes in student performance". See detailed notes concerning this issue.
Note 6 : Accountability Score not provided by WDE.
Note 7: If scores or percentages are blank, then either students were not tested with PAWS/ACT or there were less than five students tested.
Note 8: To protect individual student confidentiality, results are not reported for 5 or fewer students and performance percentages are capped and indicated with>= or <=.
Notes for school:

Mission Statement
<i>Provide at-risk students in our community with a positive environment which promotes the highest level of academic and personal achievement.</i>



## Uinta County School District #4

Accountability Rating

?

See Note 5

### District Information

<b>Basic info</b>			
<b>Uinta County School District #4</b>		<b>2104000</b>	
Number of Schools		4	
Total enrollment		771	
Total State and Local Funding (2011-12)		\$11,087,916	
Per Student Funding		\$14,381	
Per Student Net Unrestricted Assets		\$2,238	
Certified Instructors		Note 1	
Overall Student/Teacher ratio		Note 1	
% of students with one or more college courses		Note 2	
2012-13 AYP Status: Not In District Improvement			
<b>Student Groups</b>			
	<u>2011</u>	<u>2012</u>	<u>2013</u>
Students with Disabilities		Note 3	
Economically Disadvantaged		Note 3	
English Learners		Note 3	
<b>Superintendent</b>			
Jeff Newton			
782-3377 x 4201			
newtonj@uinta4.com			
<b>Mailing Address</b>			
P.O. Box 130			
Mountain View, Wyoming 82939			

### Achievement

	3-8 (PAWS) Note 6			ACT 11th grade scores Note 6		
	Proficient and Advanced	State Proficient and Advanced (including District)	State Proficient and Advanced (excluding District)	District 11th Grade ACT	State 11th Grade ACT (including District)	State 11th Grade ACT (excluding District)
Reading	77.0%	74.6%	74.6%	20.1	20.1	20.1
Math	84.9%	79.0%	78.9%	19.0	19.7	19.7
Science	62.6%	50.8%	50.7%	19.2	19.8	19.8
Writing	Note 4	Note 4	Note 4	Note 4	Note 4	Note 4
English				17.9	18.8	18.8
Composite				19.1	19.7	19.7
<b>Growth</b>						
Reading	Note 5					
Math	Note 5					
Science	Note 5					
Writing	Note 5					

### Notes

Note 1: Information not provided by Wyoming Department of Education (WDE).

Note 2: Information not available from WDE

Note 3: Information not provided by WDE.

Note 4: Writing scores for SAWS and ACT not released by WDE.


Note 5: Growth and Accountability data not provided by WDE.

Note 6: To protect individual student confidentiality, results are not reported for 5 or fewer students and performance percentages are capped and indicated with >= or <=.

**2013 School Status Snapshot**

**Mountain View Elementary**

**Uinta #4**

<b>Accountability Rating</b>    See Note 7
---

School Information			
<b>Basic info</b>	<b>Mountain View Elementary</b>		
School ID		2104001	
School Type		K-2	
Enrollment		179	
2012 Graduation Rate			
Year Built		1937	
Certified Instructors		Note 1	
Overall Student/Teacher ratio		Note 1	
% of students with one or more college courses		Note 2	
2012-13 AYP Status: Not In School Improvement, Warning Year			
<b>Student Groups</b>	<u>2011</u>	<u>2012</u>	<u>2013</u>
Students with Disabilities		Note 3	
Economically Disadvantaged		Note 3	
English Learners		Note 3	
<b>Principal</b>			
Al Fisher fishera@uinta4.com			
782-6202 x 5202			
<b>Mailing Address</b>			
P.O. Box 130 Mountain View Wyoming, 82939			
Website <a href="#">Mountain View Elementary</a>			

Achievement		3-8 (PAWS) Note 8		11th Grade ACT Note 8
		Below Proficient	Proficient and Advanced	
Reading				
Math				
Science				
Writing	Note 4		Note 4	Note 4
English				
Composite				
Growth				
Reading	Note 1			
Math	Note 1			
Science	Note 1			
Writing	Note 1			

Notes
Note 1 : Data not provided by Wyoming Department of Education (WDE).
Note 2 : Data not available from WDE.
Note 3 : Data not available from WDE.
Note 4 : Writing Scores for SAWS and ACT writing not available.
Note 5: MEMORANDUM NO. 2013-107 from the WDE indicated that cut scores were adjusted because of a "fluctuation in proficiency rates that cannot credibly be attributed to real changes in student performance". See detailed notes concerning this issue.
Note 6 : Accountability Score not provided by WDE.
Note 7: If scores or percentages are blank, then either students were not tested with PAWS/ACT or there were less than five students tested.
Note 8: To protect individual student confidentiality, results are not reported for 5 or fewer students and performance percentages are capped and indicated with>= or <=.
Notes for school:

Mission Statement
<i>Success Through Learning – Learning Through Success.</i>

2013 School Status Snapshot

Ft. Bridger Elementary

Uinta #4

<b>Accountability Rating</b>  <span style="font-size: 2em; color: red;">?</span>  See Note 7
--

School Information			
<b>Basic info</b>	<b>Ft. Bridger Elementary</b>		
School ID		2104002	
School Type		3-5	
Enrollment		183	
2012 Graduation Rate			
Year Built		1983	
Certified Instructors		Note 1	
Overall Student/Teacher ratio		Note 1	
% of students with one or more college courses		Note 2	
2012-13 AYP Status: Not In School Improvement, Warning Year			
<b>Student Groups</b>	<u>2011</u>	<u>2012</u>	<u>2013</u>
Students with Disabilities		Note 3	
Economically Disadvantaged		Note 3	
English Learners		Note 3	
<b>Principal</b>			
Al Fisher fishera@uinta4.com			
782-6202 x 5202			
<b>Mailing Address</b>			
P.O. Box 130 Mountain View Wyoming, 82939			
Website <a href="#">Ft. Bridger Elementary</a>			

	3-8 (PAWS) Note 8		11th Grade ACT Note 8
	Below Proficient	Proficient and Advanced	
Reading	31%	69%	
Math	13%	87%	
Science	42%	58%	
Writing	Note 4	Note 4	Note 4
English			
Composite			
<b>Growth</b>			
Reading	Note 1		
Math	Note 1		
Science	Note 1		
Writing	Note 1		

Notes
Note 1 : Data not provided by Wyoming Department of Education (WDE).
Note 2 : Data not available from WDE.
Note 3 : Data not available from WDE.
Note 4 : Writing Scores for SAWS and ACT writing not available.
Note 5: MEMORANDUM NO. 2013-107 from the WDE indicated that cut scores were adjusted because of a "fluctuation in proficiency rates that cannot credibly be attributed to real changes in student performance". See detailed notes concerning this issue.
Note 6 : Accountability Score not provided by WDE.
Note 7: If scores or percentages are blank, then either students were not tested with PAWS/ACT or there were less than five students tested.
Note 8: To protect individual student confidentiality, results are not reported for 5 or fewer students and performance percentages are capped and indicated with>= or <=.
Notes for school:

Mission Statement
Success Through Learning – Learning Through Success.

**2013 School Status Snapshot**

**Mountain View Middle School**

**Uinta #4**

<b>Accountability Rating</b>  <span style="font-size: 2em; color: red;">?</span>  See Note 7
--

School Information			
<b>Basic info</b>	<b>Mountain View Middle School</b>		
School ID	2104050		
School Type	6-8		
Enrollment	179		
2012 Graduation Rate			
Year Built	1937		
Certified Instructors	Note 1		
Overall Student/Teacher ratio	Note 1		
% of students with one or more college courses	Note 2		
2012-13 AYP Status: Not In School Improvement			
<b>Student Groups</b>	<u>2011</u>	<u>2012</u>	<u>2013</u>
Students with Disabilities		Note 3	
Economically Disadvantaged		Note 3	
English Learners		Note 3	
<b>Principal</b>			
Lane Stratton strattonl@uinta4.com			
782-6338 x 6201			
<b>Mailing Address</b>			
P.O. Box 130 Mountain View Wyoming, 82939			
Website <a href="#">Mountain View Middle School</a>			

	3-8 (PAWS) Note 8		11th Grade ACT Note 8
	Below Proficient	Proficient and Advanced	
Reading	14%	<b>86%</b>	
Math	17%	<b>83%</b>	
Science	32%	<b>68%</b>	
Writing	Note 4	Note 4	Note 4
English			
Composite			
<b>Growth</b>			
Reading	Note 1		
Math	Note 1		
Science	Note 1		
Writing	Note 1		

Notes
Note 1 : Data not provided by Wyoming Department of Education (WDE).
Note 2 : Data not available from WDE.
Note 3 : Data not available from WDE.
Note 4 : Writing Scores for SAWS and ACT writing not available.
Note 5: MEMORANDUM NO. 2013-107 from the WDE indicated that cut scores were adjusted because of a "fluctuation in proficiency rates that cannot credibly be attributed to real changes in student performance". See detailed notes concerning this issue.
Note 6 : Accountability Score not provided by WDE.
Note 7: If scores or percentages are blank, then either students were not tested with PAWS/ACT or there were less than five students tested.
Note 8: To protect individual student confidentiality, results are not reported for 5 or fewer students and performance percentages are capped and indicated with>= or <=.
Notes for school:

Mission Statement
<i>Success Through Learning – Learning Through Success.</i>

2013 School Status Snapshot

Mountain View High School

Uinta #4

<b>Accountability Rating</b>  <span style="font-size: 2em; color: red;">?</span>  See Note 7
--

School Information			
<b>Basic info</b>	<b>Mountain View High School</b>		
School ID			2104055
School Type			9-12
Enrollment			230
2012 Graduation Rate			87.1%
Year Built			1981
Certified Instructors			Note 1
Overall Student/Teacher ratio			Note 1
% of students with one or more college courses			Note 2
2012-13 AYP Status: Not In School Improvement			
<b>Student Groups</b>	<u>2011</u>	<u>2012</u>	<u>2013</u>
Students with Disabilities		Note 3	
Economically Disadvantaged		Note 3	
English Learners		Note 3	
<b>Principal</b>			
Ben Carr carrb@uinta4.com			
782-6340 x 7201			
<b>Mailing Address</b>			
P.O. Box 130 Mountain View Wyoming, 82939			
Website <a href="#">Mountain View High School</a>			

Achievement				
	3-8 (PAWS) Note 8		11th Grade ACT Note 8	
	Below Proficient	Proficient and Advanced		
Reading			<b>20.1</b>	
Math			<b>19.0</b>	
Science			<b>19.2</b>	
Writing	Note 4	Note 4	Note 4	
English			<b>17.9</b>	
Composite			<b>19.1</b>	
Growth				
Reading	Note 1			
Math	Note 1			
Science	Note 1			
Writing	Note 1			

Notes
Note 1 : Data not provided by Wyoming Department of Education (WDE).
Note 2 : Data not available from WDE.
Note 3 : Data not available from WDE.
Note 4 : Writing Scores for SAWS and ACT writing not available.
Note 5: MEMORANDUM NO. 2013-107 from the WDE indicated that cut scores were adjusted because of a "fluctuation in proficiency rates that cannot credibly be attributed to real changes in student performance". See detailed notes concerning this issue.
Note 6 : Accountability Score not provided by WDE.
Note 7: If scores or percentages are blank, then either students were not tested with PAWS/ACT or there were less than five students tested.
Note 8: To protect individual student confidentiality, results are not reported for 5 or fewer students and performance percentages are capped and indicated with>= or <=.
Notes for school:

Mission Statement
<i>Success Through Learning – Learning Through Success.</i>

# Uinta County School District #6

Accountability Rating

?

See Note 5

## District Information

<b>Basic info</b>	<b>Uinta County School District #6</b>	<b>2106000</b>	
Number of Schools		3	
Total enrollment		731	
Total State and Local Funding (2011-12)		\$12,584,287	
Per Student Funding		\$17,215	
Per Student Net Unrestricted Assets		\$7,687	
Certified Instructors		Note 1	
Overall Student/Teacher ratio		Note 1	
% of students with one or more college courses		Note 2	
2012-13 AYP Status: Not In District Improvement			
<b>Student Groups</b>	<u>2011</u>	<u>2012</u>	<u>2013</u>
Students with Disabilities		Note 3	
Economically Disadvantaged		Note 3	
English Learners		Note 3	
<b>Superintendent</b>			
Colby Gull			
786-4100 x 4102			
gullc@uinta6.k12.wy.us			
<b>Mailing Address</b>			
P.O. Box 1090			
Lyman, Wyoming 82937			

## Achievement

	3-8 (PAWS) Note 6			ACT 11th grade scores Note 6		
	Proficient and Advanced	State Proficient and Advanced (including District)	State Proficient and Advanced (excluding District)	District 11th Grade ACT	State 11th Grade ACT (including District)	State 11th Grade ACT (excluding District)
Reading	77.6%	74.6%	74.6%	20.0	20.1	20.1
Math	77.9%	79.0%	79.0%	20.1	19.7	19.6
Science	57.5%	50.8%	50.8%	19.3	19.8	19.8
Writing	Note 4	Note 4	Note 4	Note 4	Note 4	Note 4
English				19.1	18.8	18.8
Composite				19.7	19.7	19.7
<b>Growth</b>						
Reading	Note 5					
Math	Note 5					
Science	Note 5					
Writing	Note 5					

## Notes

Note 1: Information not provided by Wyoming Department of Education (WDE).

Note 2: Information not available from WDE

Note 3: Information not provided by WDE.

Note 4: Writing scores for SAWS and ACT not released by WDE.

Note 5: Growth and Accountability data not provided by WDE.

Note 6: To protect individual student confidentiality, results are not reported for 5 or fewer students and performance percentages are capped and indicated with >= or <=.

2013 School Status Snapshot

Urie Elementary

Uinta #6

<b>Accountability Rating</b>  <span style="font-size: 2em; color: red;">?</span>  See Note 7
--

School Information			
<b>Basic info</b>	<b>Urie Elementary</b>		
School ID		2106002	
School Type		K-4	
Enrollment		298	
2012 Graduation Rate			
Year Built		1982	
Certified Instructors		Note 1	
Overall Student/Teacher ratio		Note 1	
% of students with one or more college courses		Note 2	
2012-13 AYP Status: Not In School Improvement, Warning Year			
<b>Student Groups</b>	<u>2011</u>	<u>2012</u>	<u>2013</u>
Students with Disabilities		Note 3	
Economically Disadvantaged		Note 3	
English Learners		Note 3	
<b>Principal</b>			
Layne Parmenter parmenterl@uinta6.k12.wy.us			
786-4100 x 3101			
<b>Mailing Address</b>			
P.O. Box 1090 Lyman Wyoming, 82937			
Website <a href="#">Urie Elementary</a>			

	3-8 (PAWS) Note 8		11th Grade ACT Note 8
	Below Proficient	Proficient and Advanced	
Reading	24%	76%	
Math	19%	81%	
Science	37%	63%	
Writing	Note 4	Note 4	Note 4
English			
Composite			
<b>Growth</b>			
Reading	Note 1		
Math	Note 1		
Science	Note 1		
Writing	Note 1		

Notes
Note 1 : Data not provided by Wyoming Department of Education (WDE).
Note 2 : Data not available from WDE.
Note 3 : Data not available from WDE.
Note 4 : Writing Scores for SAWS and ACT writing not available.
Note 5: MEMORANDUM NO. 2013-107 from the WDE indicated that cut scores were adjusted because of a "fluctuation in proficiency rates that cannot credibly be attributed to real changes in student performance". See detailed notes concerning this issue.
Note 6 : Accountability Score not provided by WDE.
Note 7: If scores or percentages are blank, then either students were not tested with PAWS/ACT or there were less than five students tested.
Note 8: To protect individual student confidentiality, results are not reported for 5 or fewer students and performance percentages are capped and indicated with>= or <=.
Notes for school:

Mission Statement
None located

2013 School Status Snapshot

Lyman Middle School

Uinta #6

<b>Accountability Rating</b>  <span style="font-size: 2em; color: red;">?</span>  See Note 7
--

School Information			
<b>Basic info</b>	<b>Lyman Middle School</b>		
School ID	2106050		
School Type	5-8		
Enrollment	208		
2012 Graduation Rate			
Year Built	2009		
Certified Instructors	Note 1		
Overall Student/Teacher ratio	Note 1		
% of students with one or more college courses	Note 2		
2012-13 AYP Status: School Improvement, Year 1 (Holding)			
<b>Student Groups</b>	<u>2011</u>	<u>2012</u>	<u>2013</u>
Students with Disabilities		Note 3	
Economically Disadvantaged		Note 3	
English Learners		Note 3	
<b>Principal</b>			
Christy Campbell campbellc@uinta6.k12.wy.us			
786-4608			
<b>Mailing Address</b>			
P.O. Box 1090 Lyman Wyoming, 82937			
Website <a href="#">Lyman Middle School</a>			

	3-8 (PAWS) Note 8		11th Grade ACT Note 8	
	Below Proficient	Proficient and Advanced		
Reading	21%	79%		
Math	24%	76%		
Science	49%	51%		
Writing	Note 4	Note 4	Note 4	
English				
Composite				
<b>Growth</b>				
Reading	Note 1			
Math	Note 1			
Science	Note 1			
Writing	Note 1			

Notes
Note 1 : Data not provided by Wyoming Department of Education (WDE).
Note 2 : Data not available from WDE.
Note 3 : Data not available from WDE.
Note 4 : Writing Scores for SAWS and ACT writing not available.
Note 5: MEMORANDUM NO. 2013-107 from the WDE indicated that cut scores were adjusted because of a "fluctuation in proficiency rates that cannot credibly be attributed to real changes in student performance". See detailed notes concerning this issue.
Note 6 : Accountability Score not provided by WDE.
Note 7: If scores or percentages are blank, then either students were not tested with PAWS/ACT or there were less than five students tested.
Note 8: To protect individual student confidentiality, results are not reported for 5 or fewer students and performance percentages are capped and indicated with>= or <=.
Notes for school:

**Mission Statement**

*Lyman Intermediate School will work in partnership with parents and community to provide a learning environment that nurtures the social, emotional, academic, physical and life skills necessary to be a successful, productive member of society.*



2013 School Status Snapshot

Lyman High School

Uinta #6

<b>Accountability Rating</b>  <span style="font-size: 2em; color: red;">?</span>  See Note 7
--

School Information			
<b>Basic info</b>	<b>Lyman High School</b>		
School ID		2106055	
School Type		9-12	
Enrollment		225	
2012 Graduation Rate		81.0%	
Year Built		1984	
Certified Instructors		Note 1	
Overall Student/Teacher ratio		Note 1	
% of students with one or more college courses		Note 2	
2012-13 AYP Status: Not In School Improvement			
<b>Student Groups</b>	<u>2011</u>	<u>2012</u>	<u>2013</u>
Students with Disabilities		Note 3	
Economically Disadvantaged		Note 3	
English Learners		Note 3	
<b>Principal</b>			
Todd Limoges limogest@uinta6.k12.wy.us			
787-6197			
<b>Mailing Address</b>			
P.O. Box 1090 Lyman Wyoming, 82937			
Website <a href="#">Lyman High School</a>			

Achievement		3-8 (PAWS) Note 8		11th Grade ACT Note 8
		Below Proficient	Proficient and Advanced	
Reading				<b>20.0</b>
Math				<b>20.1</b>
Science				<b>19.3</b>
Writing	Note 4	Note 4	Note 4	Note 4
English				<b>19.1</b>
Composite				<b>19.7</b>
<b>Growth</b>				
Reading	Note 1			
Math	Note 1			
Science	Note 1			
Writing	Note 1			

Notes
Note 1 : Data not provided by Wyoming Department of Education (WDE).
Note 2 : Data not available from WDE.
Note 3 : Data not available from WDE.
Note 4 : Writing Scores for SAWS and ACT writing not available.
Note 5: MEMORANDUM NO. 2013-107 from the WDE indicated that cut scores were adjusted because of a "fluctuation in proficiency rates that cannot credibly be attributed to real changes in student performance". See detailed notes concerning this issue.
Note 6 : Accountability Score not provided by WDE.
Note 7: If scores or percentages are blank, then either students were not tested with PAWS/ACT or there were less than five students tested.
Note 8: To protect individual student confidentiality, results are not reported for 5 or fewer students and performance percentages are capped and indicated with>= or <=.
Notes for school:

**Mission Statement**

*It is the mission of Uinta County School District #6 to provide learners of all ages and abilities with an environment and learning experiences such that each student will have opportunities for a quality education, to develop good self-esteem, and to become a responsible, self-directed person.*

# Washakie County School District #1

Accountability Rating

?

See Note 5

## District Information

<b>Basic info</b>	<b>Washakie County School District #1</b>	<b>2201000</b>	
Number of Schools		5	
Total enrollment		1400	
Total State and Local Funding (2011-12)		\$22,283,120	
Per Student Funding		\$15,917	
Per Student Net Unrestricted Assets		\$3,063	
Certified Instructors		Note 1	
Overall Student/Teacher ratio		Note 1	
% of students with one or more college courses		Note 2	
2012-13 AYP Status: Not In District Improvement			
<b>Student Groups</b>	<u>2011</u>	<u>2012</u>	<u>2013</u>
Students with Disabilities		Note 3	
Economically Disadvantaged		Note 3	
English Learners		Note 3	
<b>Superintendent</b>			
David Nicholas			
347-9286			
dnicholas@wsh1.k12.wy.us			
<b>Mailing Address</b>			
1900 Howell Avenue			
Worland, Wyoming 82401			

## Achievement

	3-8 (PAWS) Note 6			ACT 11th grade scores Note 6		
	Proficient and Advanced	State Proficient and Advanced (including District)	State Proficient and Advanced (excluding District)	District 11th Grade ACT	State 11th Grade ACT (including District)	State 11th Grade ACT (excluding District)
Reading	75.0%	74.6%	74.6%	20.2	20.1	20.1
Math	85.9%	79.0%	78.8%	20.2	19.7	19.6
Science	57.1%	50.8%	50.7%	20.7	19.8	19.8
Writing	Note 4	Note 4	Note 4	Note 4	Note 4	Note 4
English				18.8	18.8	18.8
Composite				20.1	19.7	19.7

## Growth

Reading	Note 5
Math	Note 5
Science	Note 5
Writing	Note 5

## Notes

Note 1: Information not provided by Wyoming Department of Education (WDE).

Note 2: Information not available from WDE

Note 3: Information not provided by WDE.

Note 4: Writing scores for SAWS and ACT not released by WDE.

Note 5: Growth and Accountability data not provided by WDE.

Note 6: To protect individual student confidentiality, results are not reported for 5 or fewer students and performance percentages are capped and indicated with >= or <=.

**2013 School Status Snapshot**

**East Side Elementary**

**Washakie #1**

<b>Accountability Rating</b>  <span style="font-size: 2em; color: red;">?</span>  See Note 7
--

School Information			
<b>Basic info</b>	<b>East Side Elementary</b>		
School ID	2201001		
School Type	K-5		
Enrollment	245		
2012 Graduation Rate			
Year Built	1953		
Certified Instructors	Note 1		
Overall Student/Teacher ratio	Note 1		
% of students with one or more college courses	Note 2		
2012-13 AYP Status: Not In School Improvement, Warning Year			
<b>Student Groups</b>	<u>2011</u>	<u>2012</u>	<u>2013</u>
Students with Disabilities		Note 3	
Economically Disadvantaged		Note 3	
English Learners		Note 3	
<b>Principal</b>			
Linda Anderson landerson@wsh1.k12.wy.us			
347-4662			
<b>Mailing Address</b>			
203 North 15th Street Worland Wyoming, 82401			
Website <a href="#">East Side Elementary</a>			

	3-8 (PAWS) Note 8		11th Grade ACT Note 8	
	Below Proficient	Proficient and Advanced		
Reading	30%	<b>70%</b>		
Math	10%	<b>90%</b>		
Science	37%	<b>63%</b>		
Writing	Note 4	Note 4	Note 4	
English				
Composite				
<b>Growth</b>				
Reading	Note 1			
Math	Note 1			
Science	Note 1			
Writing	Note 1			

Notes
Note 1 : Data not provided by Wyoming Department of Education (WDE).
Note 2 : Data not available from WDE.
Note 3 : Data not available from WDE.
Note 4 : Writing Scores for SAWS and ACT writing not available.
Note 5: MEMORANDUM NO. 2013-107 from the WDE indicated that cut scores were adjusted because of a "fluctuation in proficiency rates that cannot credibly be attributed to real changes in student performance". See detailed notes concerning this issue.
Note 6 : Accountability Score not provided by WDE.
Note 7: If scores or percentages are blank, then either students were not tested with PAWS/ACT or there were less than five students tested.
Note 8: To protect individual student confidentiality, results are not reported for 5 or fewer students and performance percentages are capped and indicated with>= or <=.
Notes for school:

Mission Statement
<i>I will be a positive, lifelong learner for myself, my family, my school, my community, and my future</i>

2013 School Status Snapshot

South Side Elementary

Washakie #1

<b>Accountability Rating</b>  <span style="font-size: 2em; color: red;">?</span>  See Note 7
--

School Information			
<b>Basic info</b>	<b>South Side Elementary</b>		
School ID	2201002		
School Type	K-5		
Enrollment	203		
2012 Graduation Rate			
Year Built	1952		
Certified Instructors	Note 1		
Overall Student/Teacher ratio	Note 1		
% of students with one or more college courses	Note 2		
2012-13 AYP Status: Not In School Improvement, Warning Year			
<b>Student Groups</b>	<u>2011</u>	<u>2012</u>	<u>2013</u>
Students with Disabilities		Note 3	
Economically Disadvantaged		Note 3	
English Learners		Note 3	
<b>Principal</b>			
Wade Sanford wsanford@wsh1.k12.wy.us			
347-3306			
<b>Mailing Address</b>			
1229 Howell Avenue Worland Wyoming, 82401			
Website <a href="#">South Side Elementary</a>			

	3-8 (PAWS) Note 8		11th Grade ACT Note 8	
	Below Proficient	Proficient and Advanced		
Reading	21%	79%		
Math	8%	92%		
Science	23%	77%		
Writing	Note 4	Note 4	Note 4	
English				
Composite				
<b>Growth</b>				
Reading	Note 1			
Math	Note 1			
Science	Note 1			
Writing	Note 1			

Notes
Note 1 : Data not provided by Wyoming Department of Education (WDE).
Note 2 : Data not available from WDE.
Note 3 : Data not available from WDE.
Note 4 : Writing Scores for SAWS and ACT writing not available.
Note 5: MEMORANDUM NO. 2013-107 from the WDE indicated that cut scores were adjusted because of a "fluctuation in proficiency rates that cannot credibly be attributed to real changes in student performance". See detailed notes concerning this issue.
Note 6 : Accountability Score not provided by WDE.
Note 7: If scores or percentages are blank, then either students were not tested with PAWS/ACT or there were less than five students tested.
Note 8: To protect individual student confidentiality, results are not reported for 5 or fewer students and performance percentages are capped and indicated with>= or <=.
Notes for school:

Mission Statement
<i>We will treat everyone the way we would like to be treated, we will strive to do our best in school work every day, and we will help make our community the best place to live by making good choices.</i>

2013 School Status Snapshot

West Side Elementary

Washakie #1

<b>Accountability Rating</b>  <span style="font-size: 2em; color: red;">?</span>  See Note 7
--

School Information			
<b>Basic info</b>	<b>West Side Elementary</b>		
School ID	2201003		
School Type	K-5		
Enrollment	248		
2012 Graduation Rate			
Year Built	1961		
Certified Instructors	Note 1		
Overall Student/Teacher ratio	Note 1		
% of students with one or more college courses	Note 2		
2012-13 AYP Status: Not In School Improvement, Warning Year			
<b>Student Groups</b>	<u>2011</u>	<u>2012</u>	<u>2013</u>
Students with Disabilities		Note 3	
Economically Disadvantaged		Note 3	
English Learners		Note 3	
<b>Principal</b>			
Joe Bishop jbishop@wsh1.k12.wy.us			
347-4298			
<b>Mailing Address</b>			
810 South 6th Street Worland Wyoming, 82401			
Website <a href="#">West Side Elementary</a>			

	3-8 (PAWS) Note 8		11th Grade ACT Note 8	
	Below Proficient	Proficient and Advanced		
Reading	33%	67%		
Math	15%	85%		
Science	49%	51%		
Writing	Note 4	Note 4	Note 4	
English				
Composite				
<b>Growth</b>				
Reading	Note 1			
Math	Note 1			
Science	Note 1			
Writing	Note 1			

Notes
Note 1 : Data not provided by Wyoming Department of Education (WDE).
Note 2 : Data not available from WDE.
Note 3 : Data not available from WDE.
Note 4 : Writing Scores for SAWS and ACT writing not available.
Note 5: MEMORANDUM NO. 2013-107 from the WDE indicated that cut scores were adjusted because of a "fluctuation in proficiency rates that cannot credibly be attributed to real changes in student performance". See detailed notes concerning this issue.
Note 6 : Accountability Score not provided by WDE.
Note 7: If scores or percentages are blank, then either students were not tested with PAWS/ACT or there were less than five students tested.
Note 8: To protect individual student confidentiality, results are not reported for 5 or fewer students and performance percentages are capped and indicated with>= or <=.
Notes for school:

Mission Statement
<i>We will treat everyone the way we would like to be treated, we will strive to do our best in school work every day, and we will help make our community the best place to live by making good choices.</i>

2013 School Status Snapshot

Worland Middle School

Washakie #1

<b>Accountability Rating</b>  <span style="font-size: 2em; color: red;">?</span>  See Note 7
--

School Information			
<b>Basic info</b>	<b>Worland Middle School</b>		
School ID	2201050		
School Type	6-8		
Enrollment	328		
2012 Graduation Rate			
Year Built	2004		
Certified Instructors	Note 1		
Overall Student/Teacher ratio	Note 1		
% of students with one or more college courses	Note 2		
2012-13 AYP Status: Not In School Improvement, Warning Year			
<b>Student Groups</b>	<u>2011</u>	<u>2012</u>	<u>2013</u>
Students with Disabilities		Note 3	
Economically Disadvantaged		Note 3	
English Learners		Note 3	
<b>Principal</b>			
Richard Schaal rschaal@wsh1.k12.wy.us			
347-3233			
<b>Mailing Address</b>			
2150 Howell Avenue Worland Wyoming, 82401			
Website <a href="#">Worland Middle School</a>			

	3-8 (PAWS) Note 8		11th Grade ACT Note 8	
	Below Proficient	Proficient and Advanced		
Reading	22%	78%		
Math	17%	83%		
Science	49%	51%		
Writing	Note 4	Note 4	Note 4	
English				
Composite				
<b>Growth</b>				
Reading	Note 1			
Math	Note 1			
Science	Note 1			
Writing	Note 1			

Notes
Note 1 : Data not provided by Wyoming Department of Education (WDE).
Note 2 : Data not available from WDE.
Note 3 : Data not available from WDE.
Note 4 : Writing Scores for SAWS and ACT writing not available.
Note 5: MEMORANDUM NO. 2013-107 from the WDE indicated that cut scores were adjusted because of a "fluctuation in proficiency rates that cannot credibly be attributed to real changes in student performance". See detailed notes concerning this issue.
Note 6 : Accountability Score not provided by WDE.
Note 7: If scores or percentages are blank, then either students were not tested with PAWS/ACT or there were less than five students tested.
Note 8: To protect individual student confidentiality, results are not reported for 5 or fewer students and performance percentages are capped and indicated with>= or <=.
Notes for school:

Mission Statement
<i>Worland Middle School staff challenges all students to reach their maximum potential by inspiring them to be productive citizens and life-long learners in an ever-changing world.</i>

2013 School Status Snapshot

Worland High School

Washakie #1

<b>Accountability Rating</b>  <span style="font-size: 2em; color: red;">?</span>  See Note 7
--

School Information			
<b>Basic info</b>	<b>Worland High School</b>		
School ID	2201055		
School Type	9-12		
Enrollment	376		
2012 Graduation Rate	86.2%		
Year Built	1965		
Certified Instructors	Note 1		
Overall Student/Teacher ratio	Note 1		
% of students with one or more college courses	Note 2		
2012-13 AYP Status: Not In School Improvement, Warning Year			
<b>Student Groups</b>	<u>2011</u>	<u>2012</u>	<u>2013</u>
Students with Disabilities		Note 3	
Economically Disadvantaged		Note 3	
English Learners		Note 3	
<b>Principal</b>			
Kevin Smith ksmith@wsh1.k12.wy.us			
347-2412			
<b>Mailing Address</b>			
801 South 17th Street Worland Wyoming, 82401			
Website <a href="#">Worland High School</a>			

Achievement		3-8 (PAWS) Note 8		11th Grade ACT Note 8
	Below Proficient	Proficient and Advanced		
Reading			<b>20.2</b>	
Math			<b>20.2</b>	
Science			<b>20.7</b>	
Writing	Note 4	Note 4	Note 4	
English			<b>18.8</b>	
Composite			<b>20.1</b>	
Growth				
Reading	Note 1			
Math	Note 1			
Science	Note 1			
Writing	Note 1			

Notes
Note 1 : Data not provided by Wyoming Department of Education (WDE).
Note 2 : Data not available from WDE.
Note 3 : Data not available from WDE.
Note 4 : Writing Scores for SAWS and ACT writing not available.
Note 5: MEMORANDUM NO. 2013-107 from the WDE indicated that cut scores were adjusted because of a "fluctuation in proficiency rates that cannot credibly be attributed to real changes in student performance". See detailed notes concerning this issue.
Note 6 : Accountability Score not provided by WDE.
Note 7: If scores or percentages are blank, then either students were not tested with PAWS/ACT or there were less than five students tested.
Note 8: To protect individual student confidentiality, results are not reported for 5 or fewer students and performance percentages are capped and indicated with>= or <=.
Notes for school:

**Mission Statement**

*Actively engage students in learning situations that are purposeful, applicable, and complex, while nurturing individual strengths. Empower students to see themselves as capable of responding directly to challenges to be successful in their future endeavors. Collaborate consistently with students, staff, parents and community members in accomplishing goals with a clear focus on continuous improvement to support a culture of learning. Establish an environment where students can be motivated and committed to learning, have a sense of belonging and accomplishment, and have relationships with adults, peers, and parents that support learning. Enhance students' technological skills to foster ideas and energy for the future.*

# Weston County School District #1

<b>Accountability Rating</b>  <span style="font-size: 2em; color: red;">?</span>  See Note 5
--

## District Information

<b>Basic info</b>	<b>Weston County School District #1</b>	<b>2301000</b>	
Number of Schools		4	
Total enrollment		796	
Total State and Local Funding (2011-12)		\$14,071,859	
Per Student Funding		\$17,678	
Per Student Net Unrestricted Assets		\$1,766	
Certified Instructors		Note 1	
Overall Student/Teacher ratio		Note 1	
% of students with one or more college courses		Note 2	
2012-13 AYP Status: Not In District Improvement			
<b>Student Groups</b>	<u>2011</u>	<u>2012</u>	<u>2013</u>
Students with Disabilities		Note 3	
Economically Disadvantaged		Note 3	
English Learners		Note 3	
<b>Superintendent</b>			
Brad LaCroix			
746-4451			
lacroixb@weston1.k12.wy.us			
<b>Mailing Address</b>			
116 Casper Avenue			
Newcastle, Wyoming 82701			

## Achievement

	3-8 (PAWS) Note 6			ACT 11th grade scores Note 6		
	Proficient and Advanced	State Proficient and Advanced (including District)	State Proficient and Advanced (excluding District)	District 11th Grade ACT	State 11th Grade ACT (including District)	State 11th Grade ACT (excluding District)
Reading	81.9%	74.6%	74.5%	20.1	20.1	20.1
Math	83.3%	79.0%	78.9%	18.9	19.7	19.7
Science	51.2%	50.8%	50.8%	19.7	19.8	19.8
Writing	Note 4	Note 4	Note 4	Note 4	Note 4	Note 4
English				18.7	18.8	18.8
Composite				19.5	19.7	19.7

## Growth

Reading	Note 5
Math	Note 5
Science	Note 5
Writing	Note 5

## Notes

Note 1: Information not provided by Wyoming Department of Education (WDE).

Note 2: Information not available from WDE

Note 3: Information not provided by WDE.

Note 4: Writing scores for SAWS and ACT not released by WDE.

Note 5: Growth and Accountability data not provided by WDE.

Note 6: To protect individual student confidentiality, results are not reported for 5 or fewer students and performance percentages are capped and indicated with >= or <=.



## Washakie County School District #2

Accountability Rating

?

See Note 5

District Information			
<b>Basic info</b> <b>Washakie County School District #2</b> <b>2202000</b>			
Number of Schools			1
Total enrollment			109
Total State and Local Funding (2011-12)			\$3,031,154
Per Student Funding			\$27,809
Per Student Net Unrestricted Assets			\$6,876
Certified Instructors			Note 1
Overall Student/Teacher ratio			Note 1
% of students with one or more college courses			Note 2
2012-13 AYP Status: Not In District Improvement			
<b>Student Groups</b>			
	<u>2011</u>	<u>2012</u>	<u>2013</u>
Students with Disabilities		Note 3	
Economically Disadvantaged		Note 3	
English Learners		Note 3	
<b>Superintendent</b>			
Jerry Erdahl			
366-2233			
jerry.erdahl@wsh2.k12.wy.us			
<b>Mailing Address</b>			
P.O. Box 105			
Ten Sleep, Wyoming 82442			

Achievement		3-8 (PAWS)    Note 6			ACT 11th grade scores Note 6		
		Proficient and Advanced	State Proficient and Advanced (including District)	State Proficient and Advanced (excluding District)	District 11th Grade ACT	State 11th Grade ACT (including District)	State 11th Grade ACT (excluding District)
Reading		80.0%	74.6%	74.6%	22.9	20.1	20.1
Math		88.9%	79.0%	78.9%	21.6	19.7	19.6
Science		62.5%	50.8%	50.8%	23.4	19.8	19.8
Writing	Note 4	Note 4	Note 4	Note 4	Note 4	Note 4	Note 4
English					21.4	18.8	18.8
Composite					22.4	19.7	19.7
<b>Growth</b>							
Reading	Note 5						
Math	Note 5						
Science	Note 5						
Writing	Note 5						

Notes
<p>Note 1: Information not provided by Wyoming Department of Education (WDE).</p> <p>Note 2: Information not available from WDE</p> <p>Note 3: Information not provided by WDE.</p> <p>Note 4: Writing scores for SAWS and ACT not released by WDE.</p> <p>Note 5: Growth and Accountability data not provided by WDE.</p> <p>Note 6: To protect individual student confidentiality, results are not reported for 5 or fewer students and performance percentages are capped and indicated with &gt;= or &lt;=.</p>

2013 School Status Snapshot

Ten Sleep K-12

Washakie #2

<b>Accountability Rating</b>  <span style="font-size: 2em; color: red;">?</span>  See Note 7
--

School Information			
<b>Basic info</b>	<b>Ten Sleep K-12</b>		
School ID			2202049
School Type			K-12
Enrollment			109
2012 Graduation Rate			100.0%
Year Built			1935
Certified Instructors			Note 1
Overall Student/Teacher ratio			Note 1
% of students with one or more college courses			Note 2
2012-13 AYP Status: Not In School Improvement			
<b>Student Groups</b>	<u>2011</u>	<u>2012</u>	<u>2013</u>
Students with Disabilities		Note 3	
Economically Disadvantaged		Note 3	
English Learners		Note 3	
<b>Principal</b>			
Russell Budmayr russ.budmayr@wsh2.k12.wy.us			
366-2233 x 400			
<b>Mailing Address</b>			
P.O. Box 105 Ten Sleep Wyoming, 82442			
Website <a href="#">Ten Sleep K-12</a>			

	3-8 (PAWS) Note 8		11th Grade ACT Note 8	
	Below Proficient	Proficient and Advanced		
Reading	20%	80%	22.9	
Math	11%	89%	21.6	
Science	38%	63%	23.4	
Writing	Note 4	Note 4	Note 4	
English			21.4	
Composite			22.4	
<b>Growth</b>				
Reading	Note 1			
Math	Note 1			
Science	Note 1			
Writing	Note 1			

Notes
Note 1 : Data not provided by Wyoming Department of Education (WDE).
Note 2 : Data not available from WDE.
Note 3 : Data not available from WDE.
Note 4 : Writing Scores for SAWS and ACT writing not available.
Note 5: MEMORANDUM NO. 2013-107 from the WDE indicated that cut scores were adjusted because of a "fluctuation in proficiency rates that cannot credibly be attributed to real changes in student performance". See detailed notes concerning this issue.
Note 6 : Accountability Score not provided by WDE.
Note 7: If scores or percentages are blank, then either students were not tested with PAWS/ACT or there were less than five students tested.
Note 8: To protect individual student confidentiality, results are not reported for 5 or fewer students and performance percentages are capped and indicated with>= or <=.
Notes for school:

Mission Statement
<i>Our mission is to maintain a safe, orderly, and caring environment that maximizes learning.</i>

# Weston County School District #1

Accountability Rating

?

See Note 5

### District Information

<b>Basic info</b>			
Weston County School District #1		<b>2301000</b>	
Number of Schools		4	
Total enrollment		796	
Total State and Local Funding (2011-12)		\$14,071,859	
Per Student Funding		\$17,678	
Per Student Net Unrestricted Assets		\$1,766	
Certified Instructors		Note 1	
Overall Student/Teacher ratio		Note 1	
% of students with one or more college courses		Note 2	
2012-13 AYP Status: Not In District Improvement			
<b>Student Groups</b>			
	<u>2011</u>	<u>2012</u>	<u>2013</u>
Students with Disabilities		Note 3	
Economically Disadvantaged		Note 3	
English Learners		Note 3	
<b>Superintendent</b>			
Brad LaCroix			
746-4451			
lacroixb@weston1.k12.wy.us			
<b>Mailing Address</b>			
116 Casper Avenue			
Newcastle, Wyoming 82701			

### Achievement

	3-8 (PAWS) Note 6			ACT 11th grade scores Note 6		
	Proficient and Advanced	State Proficient and Advanced (including District)	State Proficient and Advanced (excluding District)	District 11th Grade ACT	State 11th Grade ACT (including District)	State 11th Grade ACT (excluding District)
Reading	81.9%	74.6%	74.5%	20.1	20.1	20.1
Math	83.3%	79.0%	78.9%	18.9	19.7	19.7
Science	51.2%	50.8%	50.8%	19.7	19.8	19.8
Writing	Note 4	Note 4	Note 4	Note 4	Note 4	Note 4
English				18.7	18.8	18.8
Composite				19.5	19.7	19.7
<b>Growth</b>						
Reading	Note 5					
Math	Note 5					
Science	Note 5					
Writing	Note 5					

### Notes

Note 1: Information not provided by Wyoming Department of Education (WDE).

Note 2: Information not available from WDE

Note 3: Information not provided by WDE.

Note 4: Writing scores for SAWS and ACT not released by WDE.

Note 5: Growth and Accountability data not provided by WDE.

Note 6: To protect individual student confidentiality, results are not reported for 5 or fewer students and performance percentages are capped and indicated with >= or <=.

**2013 School Status Snapshot**

**Newcastle Elementary 3-5**

**Weston #1**

<b>Accountability Rating</b>  <span style="font-size: 2em; color: red;">?</span>  See Note 7
--

School Information			
<b>Basic info</b>	<b>Newcastle Elementary 3-5</b>		
School ID		2301001	
School Type		3-5	
Enrollment		178	
2012 Graduation Rate			
Year Built		2002	
Certified Instructors		Note 1	
Overall Student/Teacher ratio		Note 1	
% of students with one or more college courses		Note 2	
2012-13 AYP Status: Not In School Improvement, Warning Year			
<b>Student Groups</b>	<u>2011</u>	<u>2012</u>	<u>2013</u>
Students with Disabilities		Note 3	
Economically Disadvantaged		Note 3	
English Learners		Note 3	
<b>Principal</b>			
Brandy Holmes holmesb@weston1.k12.wy.us			
746-2717			
<b>Mailing Address</b>			
116 Casper Avenue Newcastle Wyoming, 82701			
Website <a href="#">Newcastle Elementary 3-5</a>			

Achievement	3-8 (PAWS) Note 8		11th Grade ACT Note 8
	Below Proficient	Proficient and Advanced	
Reading	22%	78%	
Math	16%	84%	
Science	47%	53%	
Writing	Note 4	Note 4	Note 4
English			
Composite			
<b>Growth</b>			
Reading	Note 1		
Math	Note 1		
Science	Note 1		
Writing	Note 1		


Notes
Note 1 : Data not provided by Wyoming Department of Education (WDE).
Note 2 : Data not available from WDE.
Note 3 : Data not available from WDE.
Note 4 : Writing Scores for SAWS and ACT writing not available.
Note 5: MEMORANDUM NO. 2013-107 from the WDE indicated that cut scores were adjusted because of a "fluctuation in proficiency rates that cannot credibly be attributed to real changes in student performance". See detailed notes concerning this issue.
Note 6 : Accountability Score not provided by WDE.
Note 7: If scores or percentages are blank, then either students were not tested with PAWS/ACT or there were less than five students tested.
Note 8: To protect individual student confidentiality, results are not reported for 5 or fewer students and performance percentages are capped and indicated with>= or <=.
Notes for school:

Mission Statement
<i>We at Newcastle Elementary School have high expectations for all students where risk-taking is fostered to build confident, life-long learners.</i>

**2013 School Status Snapshot**

**Newcastle Elementary K-2**

**Weston #1**

<b>Accountability Rating</b>    See Note 7
---

School Information			
<b>Basic info</b>	<b>Newcastle Elementary K-2</b>		
School ID	2301003		
School Type	K-2		
Enrollment	195		
2012 Graduation Rate			
Year Built	2002		
Certified Instructors	Note 1		
Overall Student/Teacher ratio	Note 1		
% of students with one or more college courses	Note 2		
2012-13 AYP Status: Not In School Improvement, Warning Year			
<b>Student Groups</b>	<u>2011</u>	<u>2012</u>	<u>2013</u>
Students with Disabilities		Note 3	
Economically Disadvantaged		Note 3	
English Learners		Note 3	
<b>Principal</b>			
Brandy Holmes holmesb@weston1.k12.wy.us			
746-2717			
<b>Mailing Address</b>			
116 Casper Avenue Newcastle Wyoming, 82701			
Website <a href="#">Newcastle Elementary K-2</a>			

Achievement	3-8 (PAWS) Note 8		11th Grade ACT Note 8
	Below Proficient	Proficient and Advanced	
Reading			
Math			
Science			
Writing	Note 4	Note 4	Note 4
English			
Composite			
<b>Growth</b>			
Reading	Note 1		
Math	Note 1		
Science	Note 1		
Writing	Note 1		

Notes
Note 1 : Data not provided by Wyoming Department of Education (WDE).
Note 2 : Data not available from WDE.
Note 3 : Data not available from WDE.
Note 4 : Writing Scores for SAWS and ACT writing not available.
Note 5: MEMORANDUM NO. 2013-107 from the WDE indicated that cut scores were adjusted because of a "fluctuation in proficiency rates that cannot credibly be attributed to real changes in student performance". See detailed notes concerning this issue.
Note 6 : Accountability Score not provided by WDE.
Note 7: If scores or percentages are blank, then either students were not tested with PAWS/ACT or there were less than five students tested.
Note 8: To protect individual student confidentiality, results are not reported for 5 or fewer students and performance percentages are capped and indicated with>= or <=.
Notes for school:

Mission Statement
<i>We at Newcastle Elementary School have high expectations for all students where risk-taking is fostered to build confident, life-long learners.</i>

2013 School Status Snapshot

Newcastle Middle School

Weston #1

<b>Accountability Rating</b>  <span style="font-size: 2em; color: red;">?</span>  See Note 7
--

School Information			
<b>Basic info</b>	<b>Newcastle Middle School</b>		
School ID	2301050		
School Type	6-8		
Enrollment	173		
2012 Graduation Rate			
Year Built	1978		
Certified Instructors	Note 1		
Overall Student/Teacher ratio	Note 1		
% of students with one or more college courses	Note 2		
2012-13 AYP Status: Not In School Improvement			
<b>Student Groups</b>	<u>2011</u>	<u>2012</u>	<u>2013</u>
Students with Disabilities		Note 3	
Economically Disadvantaged		Note 3	
English Learners		Note 3	
<b>Principal</b>			
Scott Shoop shoops@weston1.k12.wy.us			
746-2746			
<b>Mailing Address</b>			
116 Casper Avenue Newcastle Wyoming, 82701			
Website <a href="#">Newcastle Middle School</a>			

	3-8 (PAWS) Note 8		11th Grade ACT Note 8
	Below Proficient	Proficient and Advanced	
Reading	14%	86%	
Math	18%	82%	
Science	51%	49%	
Writing	Note 4	Note 4	Note 4
English			
Composite			
<b>Growth</b>			
Reading	Note 1		
Math	Note 1		
Science	Note 1		
Writing	Note 1		

Notes
Note 1 : Data not provided by Wyoming Department of Education (WDE).
Note 2 : Data not available from WDE.
Note 3 : Data not available from WDE.
Note 4 : Writing Scores for SAWS and ACT writing not available.
Note 5: MEMORANDUM NO. 2013-107 from the WDE indicated that cut scores were adjusted because of a "fluctuation in proficiency rates that cannot credibly be attributed to real changes in student performance". See detailed notes concerning this issue.
Note 6 : Accountability Score not provided by WDE.
Note 7: If scores or percentages are blank, then either students were not tested with PAWS/ACT or there were less than five students tested.
Note 8: To protect individual student confidentiality, results are not reported for 5 or fewer students and performance percentages are capped and indicated with>= or <=.
Notes for school:

Mission Statement
<i>Our mission is to make learning valuable and challenging for all students in a safe environment.</i>

2013 School Status Snapshot

Newcastle High School

Weston #1

<b>Accountability Rating</b>  <span style="font-size: 2em; color: red;">?</span>  See Note 7
--

School Information			
<b>Basic info</b>	<b>Newcastle High School</b>		
School ID	2301055		
School Type	9-12		
Enrollment	250		
2012 Graduation Rate	83.3%		
Year Built	2002		
Certified Instructors	Note 1		
Overall Student/Teacher ratio	Note 1		
% of students with one or more college courses	Note 2		
2012-13 AYP Status: Not In School Improvement, Warning Year			
<b>Student Groups</b>	<u>2011</u>	<u>2012</u>	<u>2013</u>
Students with Disabilities		Note 3	
Economically Disadvantaged		Note 3	
English Learners		Note 3	
<b>Principal</b>			
Tracy Ragland raglandt@weston1.k12.wy.us			
746-2713			
<b>Mailing Address</b>			
116 Casper Avenue Newcastle Wyoming, 82701			
Website <a href="#">Newcastle High School</a>			

Achievement				
	3-8 (PAWS) Note 8		11th Grade ACT Note 8	
	Below Proficient	Proficient and Advanced		
Reading			<b>20.1</b>	
Math			<b>18.9</b>	
Science			<b>19.7</b>	
Writing	Note 4	Note 4	Note 4	
English			<b>18.7</b>	
Composite			<b>19.5</b>	
Growth				
Reading	Note 1			
Math	Note 1			
Science	Note 1			
Writing	Note 1			

Notes
Note 1 : Data not provided by Wyoming Department of Education (WDE).
Note 2 : Data not available from WDE.
Note 3 : Data not available from WDE.
Note 4 : Writing Scores for SAWS and ACT writing not available.
Note 5: MEMORANDUM NO. 2013-107 from the WDE indicated that cut scores were adjusted because of a "fluctuation in proficiency rates that cannot credibly be attributed to real changes in student performance". See detailed notes concerning this issue.
Note 6 : Accountability Score not provided by WDE.
Note 7: If scores or percentages are blank, then either students were not tested with PAWS/ACT or there were less than five students tested.
Note 8: To protect individual student confidentiality, results are not reported for 5 or fewer students and performance percentages are capped and indicated with>= or <=.
Notes for school:

Mission Statement
<i>Newcastle High School's mission is to provide all students with a well-rounded educational program that allows students to acquire knowledge in the basic content, career, and technology areas in order to transition to post-secondary education or vocation and ultimately be a successful and productive member of society.</i>

## Weston County School District #7

Accountability Rating

?

See Note 5

### District Information

<b>Basic info Weston County School District #7 2307000</b>			
Number of Schools			3
Total enrollment			248
Total State and Local Funding (2011-12)			\$5,944,878
Per Student Funding			\$23,971
Per Student Net Unrestricted Assets			\$4,167
Certified Instructors			Note 1
Overall Student/Teacher ratio			Note 1
% of students with one or more college courses			Note 2
2012-13 AYP Status: Not In District Improvement			
<b>Student Groups</b>			
	<u>2011</u>	<u>2012</u>	<u>2013</u>
Students with Disabilities		Note 3	
Economically Disadvantaged		Note 3	
English Learners		Note 3	
<b>Superintendent</b>			
Summer Stephens			
468-2461			
sstephens@weston7.org			
<b>Mailing Address</b>			
P.O. Box 470			
Upton, Wyoming 82730			

### Achievement

	3-8 (PAWS) Note 6			ACT 11th grade scores Note 6		
	Proficient and Advanced	State Proficient and Advanced (including District)	State Proficient and Advanced (excluding District)	District 11th Grade ACT	State 11th Grade ACT (including District)	State 11th Grade ACT (excluding District)
Reading	76.8%	74.6%	74.6%	17.6	20.1	20.1
Math	83.2%	79.0%	78.9%	18.9	19.7	19.6
Science	35.0%	50.8%	50.9%	16.9	19.8	19.8
Writing	Note 4	Note 4	Note 4	Note 4	Note 4	Note 4
English				16.6	18.8	18.8
Composite				17.7	19.7	19.7

### Growth

Reading	Note 5
Math	Note 5
Science	Note 5
Writing	Note 5

### Notes

Note 1: Information not provided by Wyoming Department of Education (WDE).

Note 2: Information not available from WDE

Note 3: Information not provided by WDE.

Note 4: Writing scores for SAWS and ACT not released by WDE.

Note 5: Growth and Accountability data not provided by WDE.

Note 6: To protect individual student confidentiality, results are not reported for 5 or fewer students and performance percentages are capped and indicated with >= or <=.



2013 School Status Snapshot

Upton Elementary

Weston #7

<b>Accountability Rating</b>  <span style="font-size: 2em; color: red;">?</span>  See Note 7
--

School Information			
<b>Basic info</b>	<b>Upton Elementary</b>		
School ID			2307001
School Type			K-5
Enrollment			117
2012 Graduation Rate			
Year Built			1992
Certified Instructors			Note 1
Overall Student/Teacher ratio			Note 1
% of students with one or more college courses			Note 2
2012-13 AYP Status: Not In School Improvement, Warning Year			
<b>Student Groups</b>	<u>2011</u>	<u>2012</u>	<u>2013</u>
Students with Disabilities		Note 3	
Economically Disadvantaged		Note 3	
English Learners		Note 3	
<b>Principal</b>			
Clark Coberly ccoberly@weston7.org			
468-9331			
<b>Mailing Address</b>			
P.O. Box 470 Upton Wyoming, 82730			
Website <a href="#">Upton Elementary</a>			

	3-8 (PAWS) Note 8		11th Grade ACT Note 8	
	Below Proficient	Proficient and Advanced		
Reading	25%	75%		
Math	10%	90%		
Science	48%	52%		
Writing	Note 4	Note 4	Note 4	
English				
Composite				
<b>Growth</b>				
Reading	Note 1			
Math	Note 1			
Science	Note 1			
Writing	Note 1			

Notes
Note 1 : Data not provided by Wyoming Department of Education (WDE).
Note 2 : Data not available from WDE.
Note 3 : Data not available from WDE.
Note 4 : Writing Scores for SAWS and ACT writing not available.
Note 5: MEMORANDUM NO. 2013-107 from the WDE indicated that cut scores were adjusted because of a "fluctuation in proficiency rates that cannot credibly be attributed to real changes in student performance". See detailed notes concerning this issue.
Note 6 : Accountability Score not provided by WDE.
Note 7: If scores or percentages are blank, then either students were not tested with PAWS/ACT or there were less than five students tested.
Note 8: To protect individual student confidentiality, results are not reported for 5 or fewer students and performance percentages are capped and indicated with>= or <=.
Notes for school:

Mission Statement
<i>We are a student centered community striving for educational excellence.</i>

2013 School Status Snapshot

Upton Middle School

Weston #7

<b>Accountability Rating</b>  <span style="font-size: 2em; color: red;">?</span>  See Note 7
--

School Information			
<b>Basic info</b>	<b>Upton Middle School</b>		
School ID	2307050		
School Type	6-8		
Enrollment	66		
2012 Graduation Rate			
Year Built	1992		
Certified Instructors	Note 1		
Overall Student/Teacher ratio	Note 1		
% of students with one or more college courses	Note 2		
2012-13 AYP Status: Not In School Improvement			
<b>Student Groups</b>	<u>2011</u>	<u>2012</u>	<u>2013</u>
Students with Disabilities		Note 3	
Economically Disadvantaged		Note 3	
English Learners		Note 3	
<b>Principal</b>			
Clark Coberly ccoberly@weston7.org			
468-9331			
<b>Mailing Address</b>			
P.O. Box 470 Upton Wyoming, 82730			
Website <a href="#">Upton Middle School</a>			

	3-8 (PAWS) Note 8		11th Grade ACT Note 8
	Below Proficient	Proficient and Advanced	
Reading	21%	79%	
Math	23%	77%	
Science	84%	16%	
Writing	Note 4	Note 4	Note 4
English			
Composite			
<b>Growth</b>			
Reading	Note 1		
Math	Note 1		
Science	Note 1		
Writing	Note 1		

Notes
Note 1 : Data not provided by Wyoming Department of Education (WDE).
Note 2 : Data not available from WDE.
Note 3 : Data not available from WDE.
Note 4 : Writing Scores for SAWS and ACT writing not available.
Note 5: MEMORANDUM NO. 2013-107 from the WDE indicated that cut scores were adjusted because of a "fluctuation in proficiency rates that cannot credibly be attributed to real changes in student performance". See detailed notes concerning this issue.
Note 6 : Accountability Score not provided by WDE.
Note 7: If scores or percentages are blank, then either students were not tested with PAWS/ACT or there were less than five students tested.
Note 8: To protect individual student confidentiality, results are not reported for 5 or fewer students and performance percentages are capped and indicated with>= or <=.
Notes for school:

Mission Statement
<i>We are a student centered community striving for educational excellence.</i>

2013 School Status Snapshot

Upton High School

Weston #7

<b>Accountability Rating</b>  <span style="font-size: 2em; color: red;">?</span>  See Note 7
--

School Information			
<b>Basic info</b>	<b>Upton High School</b>		
School ID	2307055		
School Type	9-12		
Enrollment	65		
2012 Graduation Rate	83.3%		
Year Built	2002		
Certified Instructors	Note 1		
Overall Student/Teacher ratio	Note 1		
% of students with one or more college courses	Note 2		
2012-13 AYP Status: Not In School Improvement, Warning Year			
<b>Student Groups</b>	<u>2011</u>	<u>2012</u>	<u>2013</u>
Students with Disabilities		Note 3	
Economically Disadvantaged		Note 3	
English Learners		Note 3	
<b>Principal</b>			
Peter Wilson pwilson@weston7.org			
468-2361			
<b>Mailing Address</b>			
P.O. Box 470 Upton Wyoming, 82730			
Website <a href="#">Upton High School</a>			

Achievement				
	3-8 (PAWS) Note 8		11th Grade ACT Note 8	
	Below Proficient	Proficient and Advanced		
Reading			<b>17.6</b>	
Math			<b>18.9</b>	
Science			<b>16.9</b>	
Writing	Note 4	Note 4	Note 4	
English			<b>16.6</b>	
Composite			<b>17.7</b>	
<b>Growth</b>				
Reading	Note 1			
Math	Note 1			
Science	Note 1			
Writing	Note 1			

Notes
Note 1 : Data not provided by Wyoming Department of Education (WDE).
Note 2 : Data not available from WDE.
Note 3 : Data not available from WDE.
Note 4 : Writing Scores for SAWS and ACT writing not available.
Note 5: MEMORANDUM NO. 2013-107 from the WDE indicated that cut scores were adjusted because of a "fluctuation in proficiency rates that cannot credibly be attributed to real changes in student performance". See detailed notes concerning this issue.
Note 6 : Accountability Score not provided by WDE.
Note 7: If scores or percentages are blank, then either students were not tested with PAWS/ACT or there were less than five students tested.
Note 8: To protect individual student confidentiality, results are not reported for 5 or fewer students and performance percentages are capped and indicated with>= or <=.
Notes for school:

Mission Statement
<i>Today's Learning for Tomorrow's Journey.</i>