

Overall Results

- In 2009, the average score of fourth-grade students in Wyoming was 223. This was higher than the average score of 220 for public school students in the nation.
- The average score for students in Wyoming in 2009 (223) was lower than their average score in 2007 (225) and was not significantly different from their average score in 1992 (223).
- In 2009, the score gap between students in Wyoming at the 75th percentile and students at the 25th percentile was 39 points. This performance gap was not significantly different from that of 1992 (40 points).
- The percentage of students in Wyoming who performed at or above the NAEP *Proficient* level was 33 percent in 2009. This percentage was smaller than that in 2007 (36 percent) and was not significantly different from that in 1992 (33 percent).
- The percentage of students in Wyoming who performed at or above the NAEP *Basic* level was 72 percent in 2009. This percentage was not significantly different from that in 2007 (73 percent) and was not significantly different from that in 1992 (71 percent).

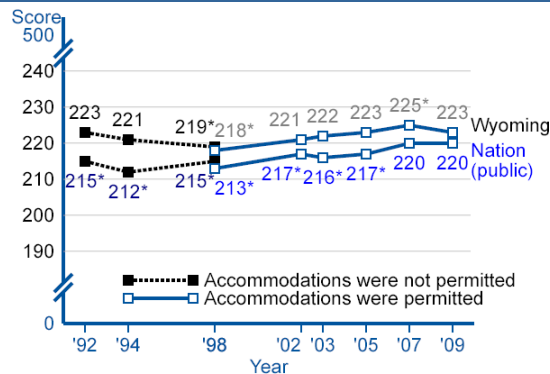
Achievement-Level Percentages and Average Score Results

Year	Below Basic	Basic	Proficient	Advanced	Average Score
Wyoming					
1992 ^a	29	38	27	6	223
1994 ^a	32	36	26	6	221
1998 ^a	35*	35*	24*	6	219*
1998	36*	34*	23*	6	218*
2002	32	37	26	6	221
2003	31	35*	26	7*	222
2005	29	36	27	7*	223
2007	27	37	29	8*	225*
2009	28	39	28	5	223
Nation (public)					
2009	34	34	24	7	220

* Significantly different ($p < .05$) from state's results in 2009.
^a Accommodations not permitted.

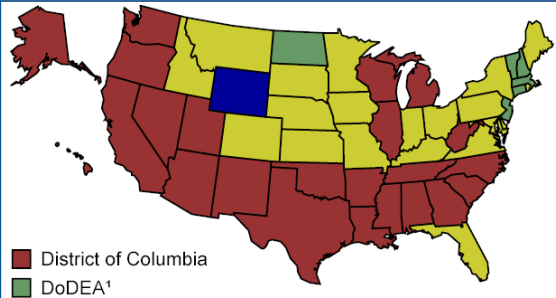
NOTE: Detail may not sum to totals because of rounding.

Average Scores for State/Jurisdiction and Nation (public)



* Significantly different ($p < .05$) from 2009.

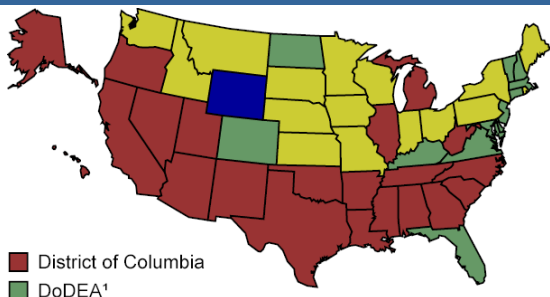
Compare at or above Basic to Other States/Jurisdictions



¹ Department of Defense Education Activity schools (domestic and overseas).

- In 2009, the percentage at or above *Basic* in Wyoming was
 - lower than those in 7 states/jurisdictions
 - higher than those in 24 states/jurisdictions
 - not significantly different from those in 20 states/jurisdictions

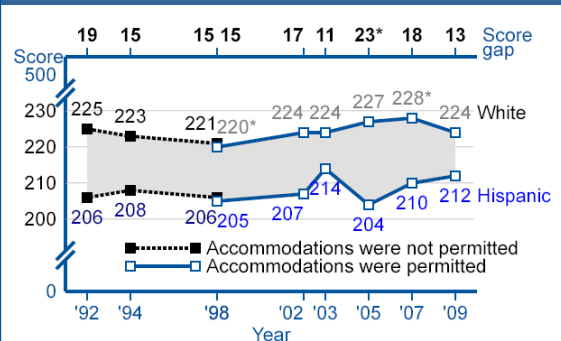
Compare the Average Score in 2009 to Other States/Jurisdictions



¹ Department of Defense Education Activity schools (domestic and overseas).

- In 2009, the average score in Wyoming was
 - lower than those in 13 states/jurisdictions
 - higher than those in 22 states/jurisdictions
 - not significantly different from those in 16 states/jurisdictions
- ! This section has been customized and may contain non-NAEP assessment content.

White – Hispanic Score Gap



* Significantly different ($p < .05$) from 2009.

Wyoming Reading 2009

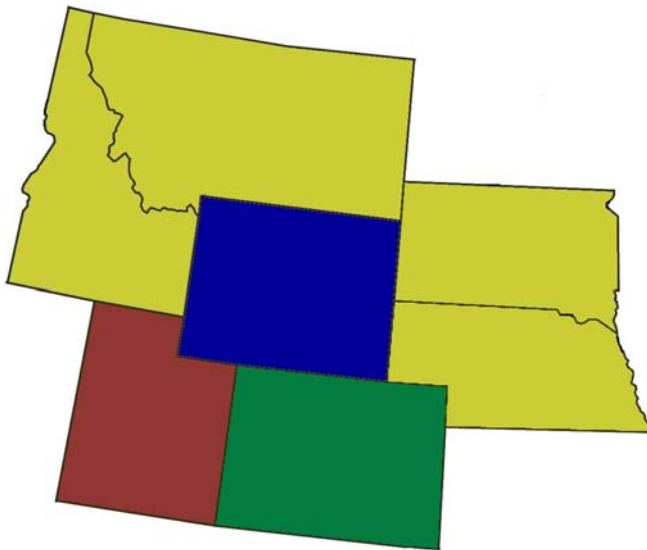


Grade 4 Report

Regional Snapshot

The National Assessment of Educational Progress (NAEP) uses both multiple choice and constructed-response test items to assess fourth graders' skills in two reading areas: Literary Texts and Informational Texts. Scale scores range from 0 to 500, wherein a 208 denotes NAEP's *Basic* achievement benchmark (i.e., approximately a "grade level" performance); 238 reflects *Proficient* results or competency on challenging material, and 268 is considered to be *Advanced*.

Scale Scores

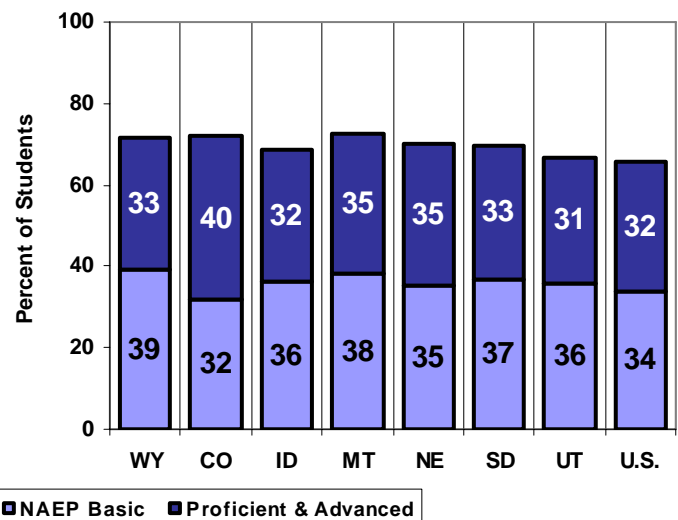


Legend: Wyoming (blue) is the focal state. States in green scored reliably higher than Wyoming. States in yellow were not statistically different from Wyoming. States in red scored reliably lower than Wyoming.


- ▶ In 2009, the average Wyoming scale score for 4th grade reading was 223; this was reliably higher than the national average (220).
- ▶ Wyoming 4th graders had an average scale score in 2009 that was statistically higher from average reading scores in Utah.
- ▶ Wyoming 4th graders had an average scale score in 2009 that was statistically lower from average reading scores in Colorado.
- ▶ Wyoming 4th graders had an average scale score in 2009 that was not statistically different from average reading scores in Idaho, Montana, Nebraska, South Dakota, and Utah.

Achievement Levels

- ▶ Seventy-one (72) percent of Wyoming's 4th graders scored at or above *Basic* on the 2009 reading assessment. This was higher than the nation's 66 percent.
- ▶ Wyoming had a higher percentage of 4th graders scoring at or above *Basic* on the 2009 reading assessment than Utah.
- ▶ The percentage of Wyoming's 4th graders scoring at or above *Basic* on reading in 2009 was not statistically different from Colorado, Idaho, Montana, Nebraska, and South Dakota.



Wyoming Reading 2009

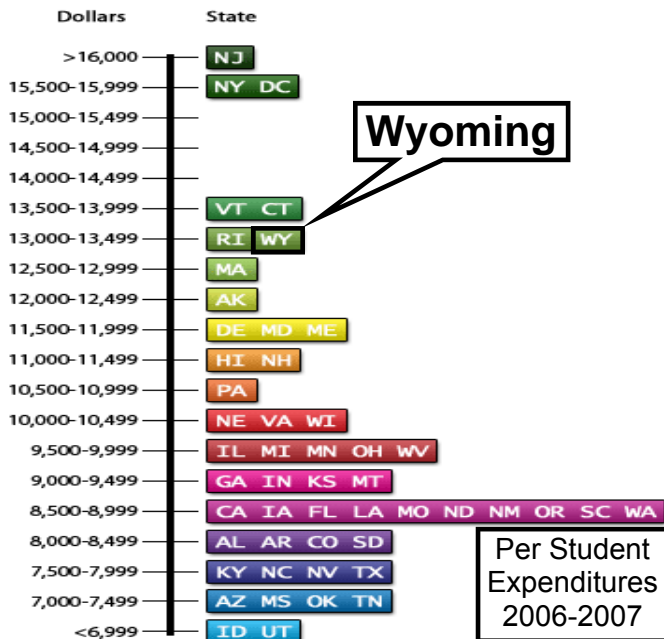


Grade 4 Report

Funding Snapshot

The National Assessment of Educational Progress (NAEP) uses both multiple choice and constructed-response test items to assess fourth graders' skills in two reading areas: Literary Texts and Informational Texts. Scale scores range from 0 to 500, wherein a 208 denotes NAEP's *Basic* achievement benchmark (i.e., approximately a "grade level" performance); 238 reflects *Proficient* results or competency on challenging material, and 268 is considered to be *Advanced*.

Per Capita Student Expenditures During 2006-2007



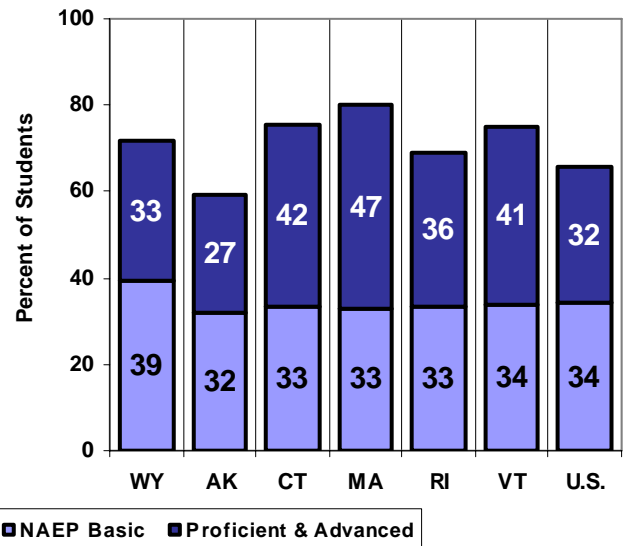
► Wyoming was among six states reporting per student expenditures between \$12,000 and \$14,000 during school year 2006-2007 (most recent data available). The other states were Alaska, Connecticut, Massachusetts, Rhode Island, and Vermont.

NOTE: The prekindergarten student membership was imputed for some states, affecting the total student count and per pupil expenditures calculation. Some values were affected by redistribution of reported expenditure values to correct for missing data items, and/or to distribute state direct support expenditures.

SOURCE: U.S. Department of Education, National Center for Education Statistics, Common Core of Data (CCD), "National Public Education Financial Survey (NPEFS)," fiscal year 2007, Version 1a.

Achievement Levels

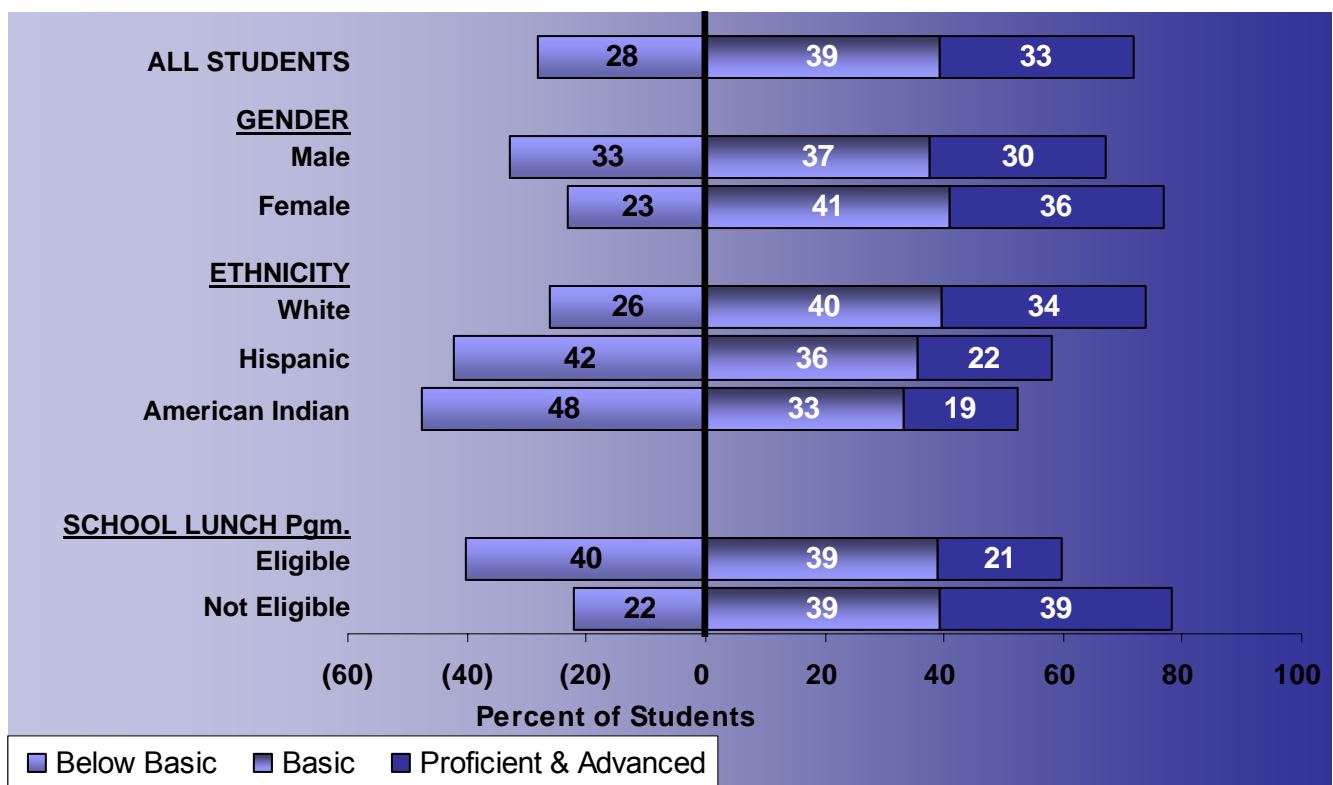
- Seventy-one (71) percent of Wyoming 4th graders scored at or above *Basic* on the 2009 reading assessment. This was higher than the nation's 62 percent.
- Wyoming also had a higher percentage of 4th graders scoring at or above *Basic* than Alaska — a state with similar per-student expenditures.
- The percentage of Wyoming 4th graders scoring at or above *Basic* was not reliably different from Rhode Island, another peer expenditure state.
- Wyoming had a lower percentage of 4th graders scoring at or above *Basic* than Connecticut, Massachusetts, and Vermont; Wyoming also had a lower percentage of 4th graders scoring at or above NAEP's *Proficient* level than these Northeastern states.



Student Groups Snapshot

The National Assessment of Educational Progress (NAEP) uses both multiple choice and constructed-response test items to assess fourth graders' skills in two reading areas: Literary Texts and Informational Texts. Scale scores range from 0 to 500, wherein a 208 denotes NAEP's *Basic* achievement benchmark (i.e., approximately a "grade level" performance); 238 reflects *Proficient* results or competency on challenging material, and 268 is considered to be *Advanced*.

Student Groups in Wyoming



- ▶ On the NAEP 2009 reading assessment, the proportion of fourth grade female students in Wyoming scoring at or above *Basic* (77 percent) was higher than male students (67 percent).
- ▶ The proportion of White fourth graders in Wyoming scoring at or above *Basic* (74 percent) was higher than Hispanic students (58 percent) and American Indian students (52 percent). Sampling was not sufficient to permit reporting of reading performance for fourth grade Black, and Asian students.
- ▶ Wyoming fourth graders qualifying for free or reduced price meals in the National School Lunch Program and scoring at or above *Basic* (60 percent) was lower than students not eligible for the program (78 percent).

Wyoming Reading 2009

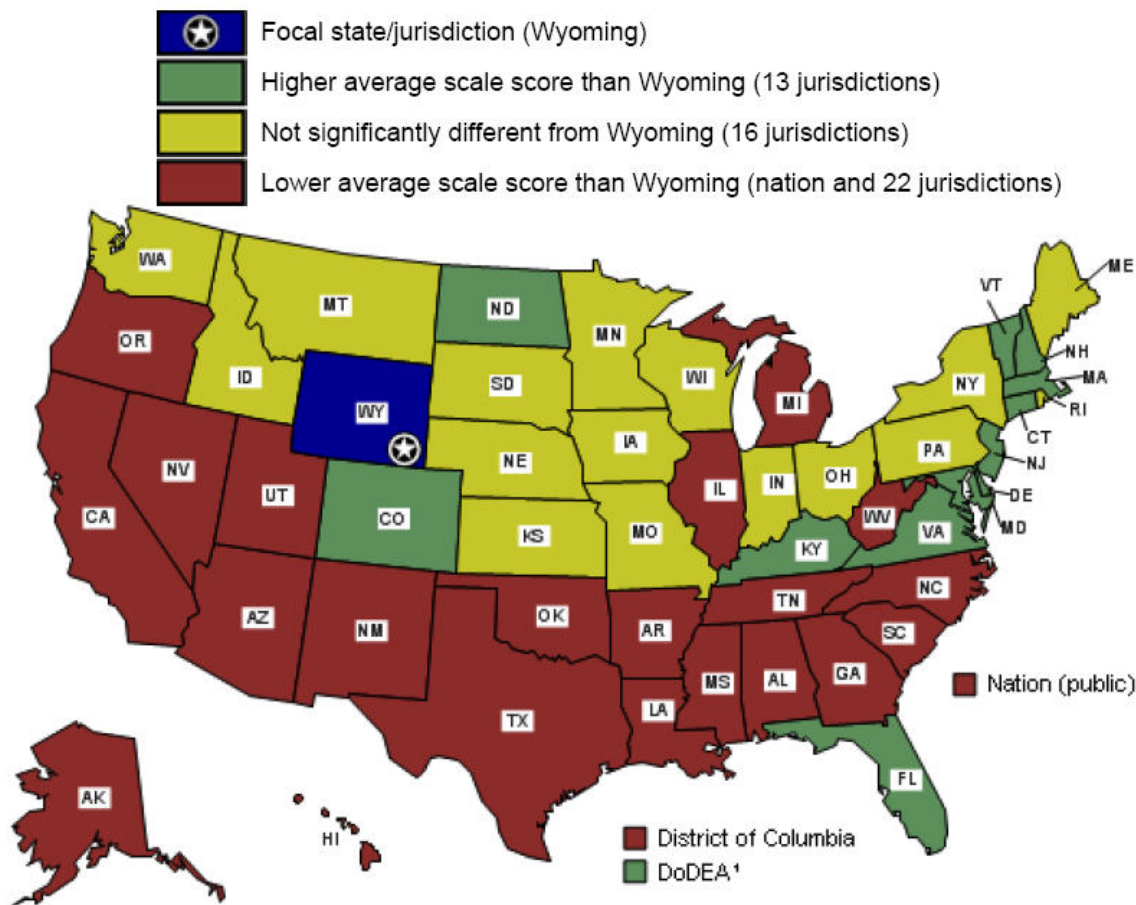


Grade 4 Report

National Snapshot

The National Assessment of Educational Progress (NAEP) uses both multiple choice and constructed-response test items to assess fourth graders' skills in two reading areas: Literary Texts and Informational Texts. Scale scores range from 0 to 500, wherein a 208 denotes NAEP's *Basic* achievement benchmark (i.e., approximately a "grade level" performance); 238 reflects *Proficient* results or competency on challenging material, and 268 is considered to be *Advanced*.

Wyoming and the Nation — Grade 4 Reading Scale Scores



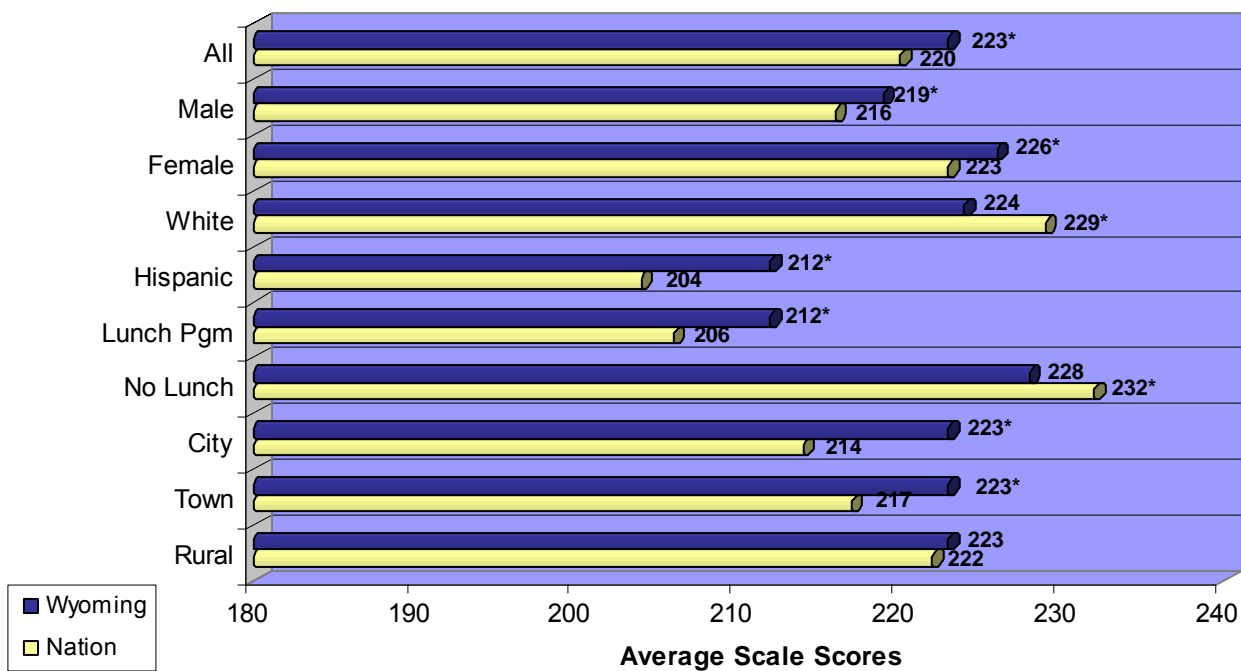
- ▶ On the 2009 reading assessment, Wyoming 4th graders had an average scale score that was reliably higher than students in Alabama, Alaska, Arizona, Arkansas, District of Columbia, California, Georgia, Hawaii, Illinois, Louisiana, Michigan, Mississippi, Nevada, New Mexico, North Carolina, Oklahoma, Oregon, South Carolina, Tennessee, Texas, Utah, and West Virginia. They also scored reliably higher than the national average.
- ▶ Wyoming 4th graders had an average scale score that was not statistically different from students in Idaho, Indiana, Iowa, Kansas, Maine, Minnesota, Missouri, Montana, Nebraska, New York, Ohio, Pennsylvania, Rhode Island, South Dakota, Washington, and Wisconsin.
- ▶ Wyoming 4th graders had an average scale score that was reliably lower than students in Colorado, Connecticut, Delaware, Department of Defense Schools, Florida, Kentucky, Maryland, Massachusetts, New Jersey, New Hampshire, North Dakota, Vermont, and Virginia.

WY-US Student Gaps Snapshot

The National Assessment of Educational Progress (NAEP) uses both multiple choice and constructed-response test items to assess fourth graders' skills in two reading areas: Literary Texts and Informational Texts. Scale scores range from 0 to 500, wherein a 208 denotes NAEP's *Basic* achievement benchmark (i.e., approximately a "grade level" performance); 238 reflects *Proficient* results or competency on challenging material, and 268 is considered to be *Advanced*.

Student Group Comparisons

Wyoming and National Results



- ▶ In 2009, Wyoming's fourth graders' average scale score in reading was higher than students nationally; Wyoming also had higher results in six student groups: male and female students, Hispanic students, students from low income families (i.e., students qualifying for free or reduced price meals from the National School Lunch Program), and students in city and town schools (as specified by the US Census Bureau).
- ▶ Wyoming's fourth graders in rural schools had average scale scores in reading that were not reliably different from national results, i.e., students across the rest of the country in rural schools.
- ▶ Wyoming average scale scores were lower than the rest of the nation in two of the State's largest students groups: White students (84% of Wyoming's 4th graders) and more affluent students (i.e., students *Not* qualifying for free or reduced price meals from the National School Lunch Program—65% of Wyoming's 4th graders).