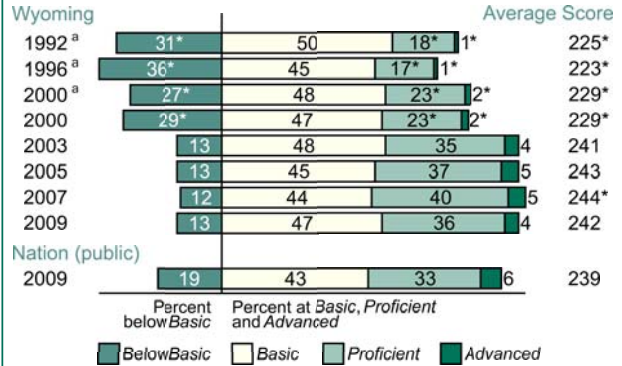


Overall Results

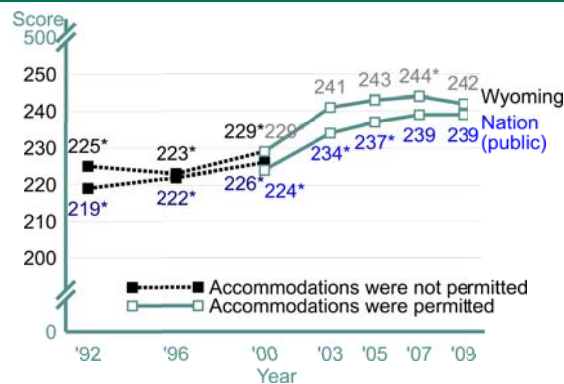
- In 2009, the average score of fourth-grade students in Wyoming was 242. This was higher than the average score of 239 for public school students in the nation.
- The average score for students in Wyoming in 2009 (242) was lower than their average score in 2007 (244) and was higher than their average score in 1992 (225).
- In 2009, the score gap between students in Wyoming at the 75th percentile and students at the 25th percentile was 33 points. This performance gap was not significantly different from that of 1992 (35 points).
- The percentage of students in Wyoming who performed at or above the NAEP *Proficient* level was 40 percent in 2009. This percentage was smaller than that in 2007 (44 percent) and was greater than that in 1992 (19 percent).
- The percentage of students in Wyoming who performed at or above the NAEP *Basic* level was 87 percent in 2009. This percentage was not significantly different from that in 2007 (88 percent) and was greater than that in 1992 (69 percent).

Achievement-Level Percentages and Average Score Results



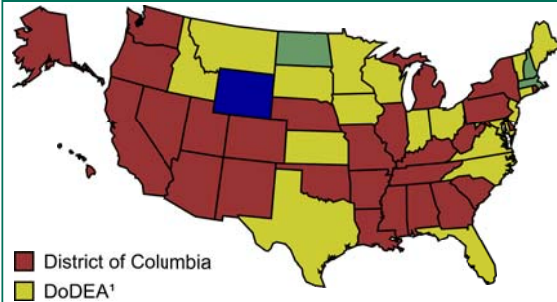
* Significantly different ($p < .05$) from state's results in 2009.
^a Accommodations not permitted.
 NOTE: Detail may not sum to totals because of rounding.

Compare the Average Score to Nation (public)



* Significantly different ($p < .05$) from 2009.

Compare at or above Basic to Other States/Jurisdictions



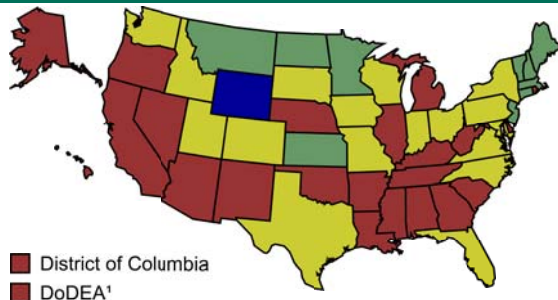
¹ Department of Defense Education Activity schools (domestic and overseas).

In 2009, the percentage at or above *Basic* in **Wyoming** was

- lower than those in 3 states/jurisdictions
- higher than those in 29 states/jurisdictions
- not significantly different from those in 19 states/jurisdictions

! This section has been customized and may contain non-NAEP assessment content.

Compare the Average Score in 2009 to Other States/Jurisdictions

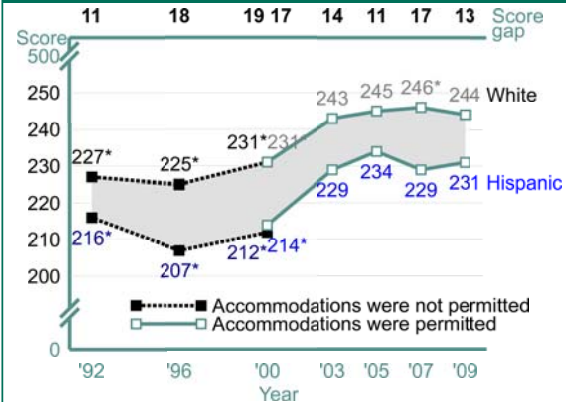


¹ Department of Defense Education Activity schools (domestic and overseas).

In 2009, the average score in **Wyoming** was

- lower than those in 10 states/jurisdictions
- higher than those in 24 states/jurisdictions
- not significantly different from those in 17 states/jurisdictions

White – Hispanic Score Gap



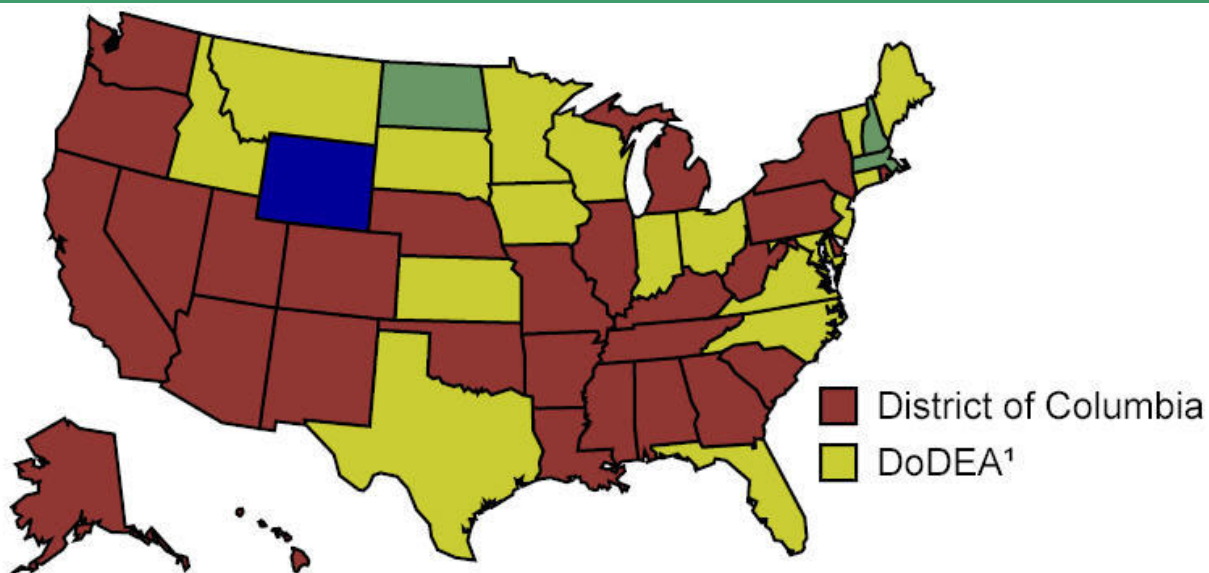
* Significantly different ($p < .05$) from 2009.

NOTE: Statistical comparisons are calculated on the basis of unrounded scale scores or percentages.
 SOURCE: U.S. Department of Education, Institute of Education Sciences, National Center for Education Statistics, National Assessment of Educational Progress (NAEP), various years, 1992–2009 Mathematics Assessments.

Grade 4 Report

National Snapshot

The National Assessment of Educational Progress (NAEP) uses both multiple choice and constructed-response test items to assess fourth graders' mathematical skills in five categories: number properties & operations, measurement, geometry, data analysis & probability, and algebra. Scale scores range from 0 to 500, wherein a 214 score denotes NAEP's *Basic* achievement benchmark (i.e., approximately a "grade level" performance); 249 reflects *Proficient* results or competency on challenging material, and 282 is considered to be *Advanced*.

Wyoming and the Nation — Grade 4, At or Above *Basic*

In 2009, the percentage at or above *Basic* in Wyoming was:

- lower than those in 3 states/jurisdictions
- higher than those in 29 states/jurisdictions
- not significantly different from those in 19 states/jurisdictions

¹ Department of Defense Education Activity schools (domestic and overseas).

- ▶ On the 2009 mathematics assessment, the percentage of Wyoming 4th graders scoring at or above NAEP *Basic* was reliably higher in Alabama, Alaska, Arizona, Arkansas, California, Colorado, Delaware, District of Columbia, Georgia, Hawaii, Illinois, Kentucky, Louisiana, Michigan, Mississippi, Missouri, Nebraska, Nevada, New Mexico, New York, Oklahoma, Oregon, Pennsylvania, Rhode Island, South Carolina, Tennessee, Utah, Washington, and West Virginia.
- ▶ The percentage of Wyoming 4th graders at scoring or above NAEP *Basic* was not statistically different from the percentage of students in Connecticut, Department of Defense Schools, Florida, Iowa, Idaho, Indiana, Kansas, Maine, Maryland, Minnesota, Montana, New Jersey, North Carolina, Ohio, South Dakota, Texas, Vermont, Virginia, and Wisconsin, .
- ▶ Wyoming had a percentage of 4th grade students at or above NAEP *Basic* which was reliably lower than the percentage of students in Massachusetts, New Hampshire, and North Dakota.

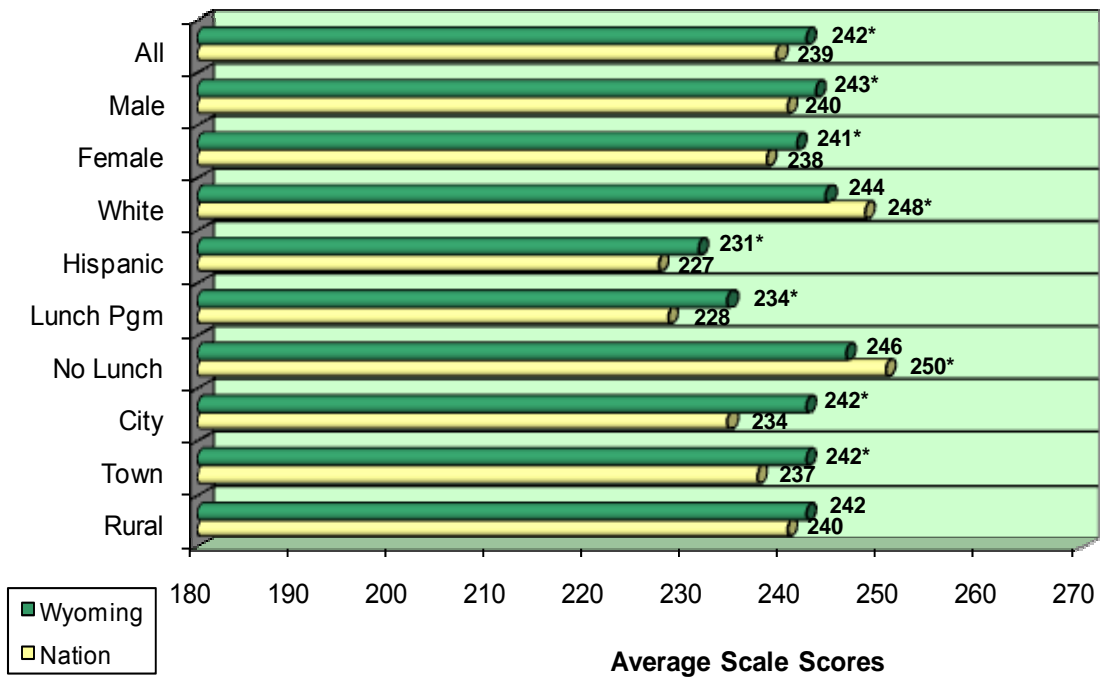
Grade 4 Report

WY-US Student Gaps Snapshot

The National Assessment of Educational Progress (NAEP) uses both multiple choice and constructed-response test items to assess fourth graders' mathematical skills in five categories: number properties & operations, measurement, geometry, data analysis & probability, and algebra. Scale scores range from 0 to 500, wherein a 214 score denotes NAEP's *Basic* achievement benchmark (i.e., approximately a "grade level" performance); 249 reflects *Proficient* results or competency on challenging material, and 282 is considered to be *Advanced*.

Student Group Comparisons

Wyoming and National Results



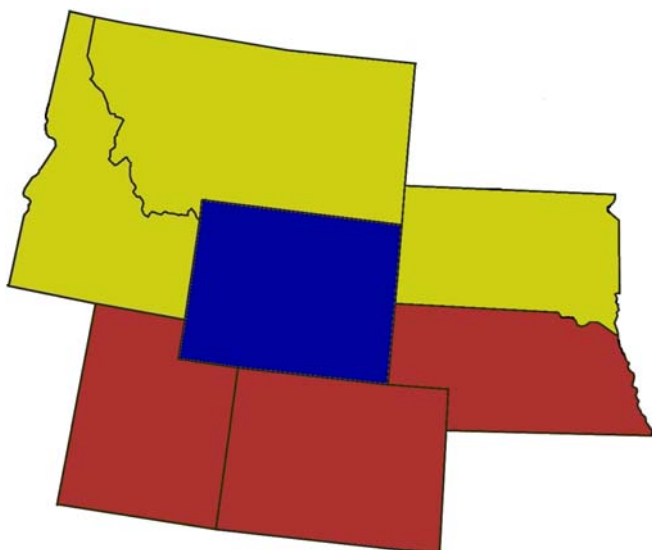
- ▶ In 2009, Wyoming fourth graders' average scale score in mathematics that was higher than students nationally; Wyoming also had higher results in six student groups: male and female students, Hispanic students, students from low income families (i.e., students qualifying for free or reduced price meals from the National School Lunch Program), and students in city and town schools (as specified by the US Census Bureau).
- ▶ Wyoming fourth graders had average scale scores in mathematics that were not reliably different from national results in rural schools
- ▶ Wyoming fourth graders had an average scale score in mathematics that was reliably lower than its peer group nationally in two student groups: White students, and those students not qualifying for free or reduced priced meals.

Grade 4 Report

Regional Snapshot

The National Assessment of Educational Progress (NAEP) uses both multiple choice and constructed-response test items to assess fourth graders' mathematical skills in five categories: number properties & operations, measurement, geometry, data analysis & probability, and algebra. Scale scores range from 0 to 500, wherein a 214 score denotes NAEP's *Basic* achievement benchmark (i.e., approximately a "grade level" performance); 249 reflects *Proficient* results or competency on challenging material, and 282 is considered to be *Advanced*.

Scale Scores

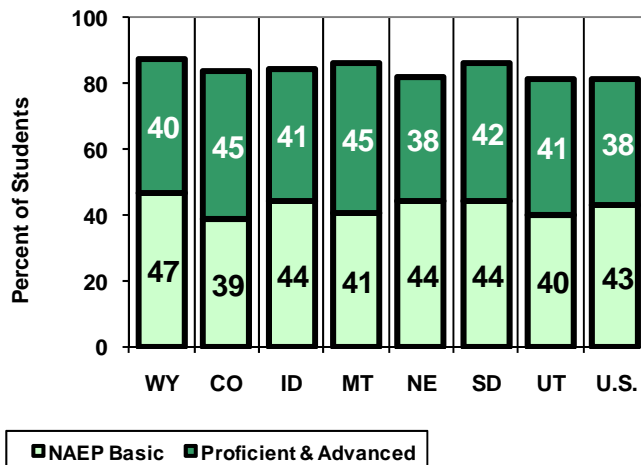


Legend: Wyoming (blue) is the focal state. States in green scored reliably higher than Wyoming. States in yellow were not statistically different from Wyoming. States in red scored reliably lower than Wyoming.

- ▶ In 2009, the average mathematics scale score for 4th grade students in Wyoming was 242; this was reliably higher than the national average (239).
- ▶ Wyoming 4th graders also had a higher average mathematics scale score in 2009 than students in Colorado, Nebraska, and Utah.
- ▶ Wyoming 4th graders had an average scale score on the 2009 mathematics assessment that was not statistically different from Idaho, Montana, or South Dakota.

Achievement Levels

- ▶ Eighty-seven (87) percent of Wyoming's 4th graders scored at or above *Basic* on the 2009 mathematics assessment. This was higher than the nation's 81 percent.
- ▶ Wyoming had a higher percentage of 4th graders scoring at or above *Basic* on the 2009 mathematics assessment than Colorado, Nebraska, and Utah.
- ▶ The percentage of Wyoming's 4th graders scoring at or above *Basic* on mathematics in 2009 was not reliably different from Idaho, Montana, and South Dakota.

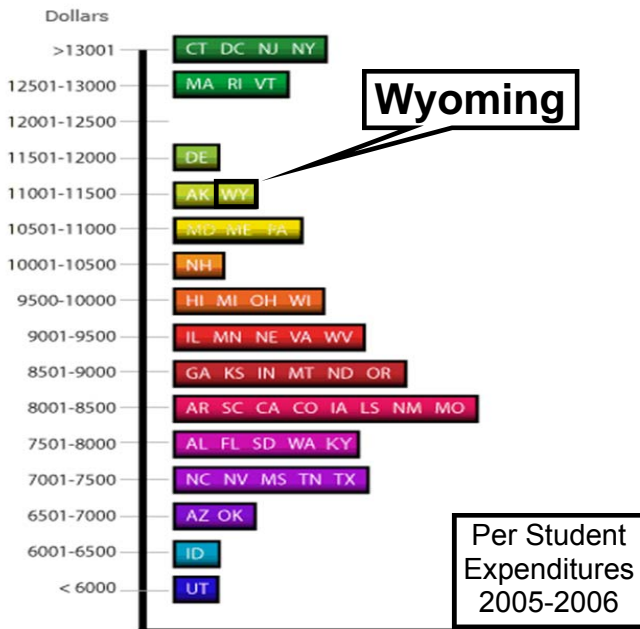


Grade 4 Report

Funding Snapshot

The National Assessment of Educational Progress (NAEP) uses both multiple choice and constructed-response test items to assess fourth graders' mathematical skills in five categories: number properties & operations, measurement, geometry, data analysis & probability, and algebra. Scale scores range from 0 to 500, wherein a 214 score denotes NAEP's *Basic* achievement benchmark (i.e., approximately a "grade level" performance); 249 reflects *Proficient* results or competency on challenging material, and 282 is considered to be *Advanced*.

Per Capita Student Expenditures During 2005-2006



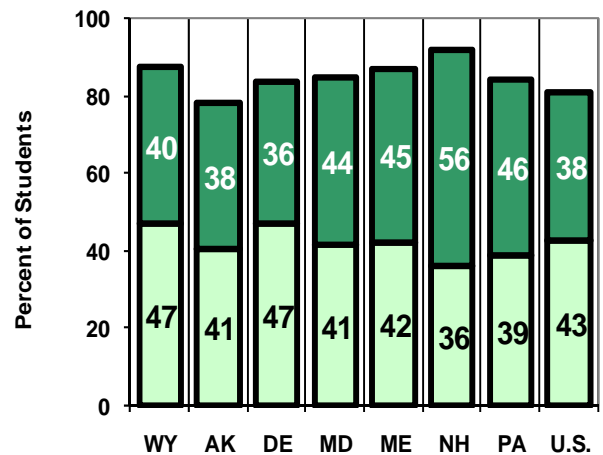
- Wyoming reported per student expenditures of \$11,437 during school year 2005-2006 (most recent data available). Other states spending within \$1,000 of Wyoming's per student spending were Alaska, Delaware, Maine, Maryland, New Hampshire, and Pennsylvania.

NOTE: The expenditures include instruction-related, support services, and other elementary/secondary current expenditures, but exclude expenditures on capital outlay, other programs, and interest on long-term debt. National average: \$9,337 Median: \$8,645

SOURCE: U.S. Department of Education, National Center for Education Statistics, Common Core of Data (CCD), "National Public Education Financial Survey (NPEFS)," fiscal year 2006, Version 1a

NAEP Achievement Levels

- Eighty-seven (87) percent of Wyoming 4th graders scored at or above *Basic* on the 2009 mathematics assessment. This was higher than the nation's 81 percent.
- Wyoming had a higher percentage of 4th graders scoring at or above *Basic* on the 2009 mathematics assessment than Alaska, Delaware and Pennsylvania, i.e., states with similar per student expenditures as in Wyoming.
- The percentage of Wyoming 4th graders scoring at or above *Basic* on the 2009 mathematics assessment was not reliably different from Maine and Maryland.
- Wyoming had a lower percentage of students performing at or above *Basis* than New Hampshire.



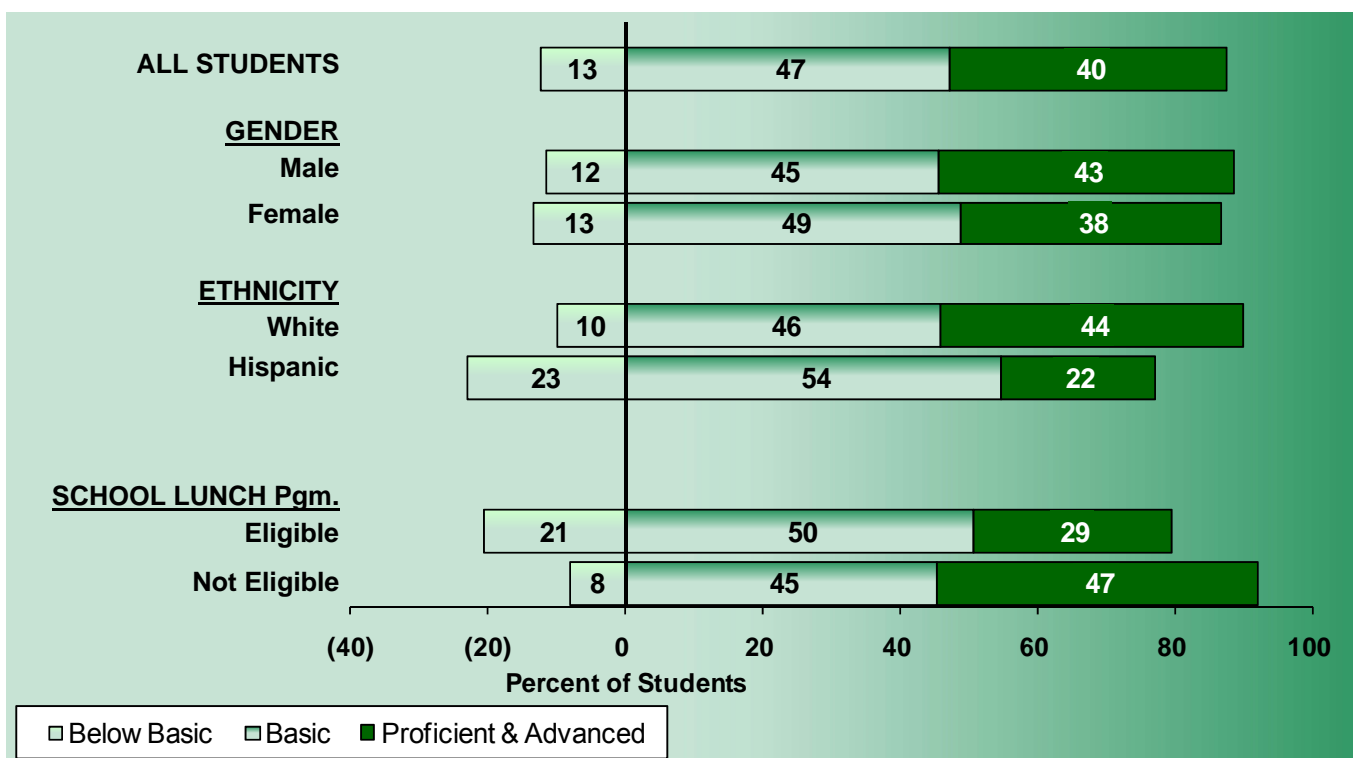
■ NAEP Basic ■ Proficient & Advanced

Grade 4 Report

Student Groups Snapshot

The National Assessment of Educational Progress (NAEP) uses both multiple choice and constructed-response test items to assess fourth graders' mathematical skills in five categories: number properties & operations, measurement, geometry, data analysis & probability, and algebra. Scale scores range from 0 to 500, wherein a 214 score denotes NAEP's *Basic* achievement benchmark (i.e., approximately a "grade level" performance); 249 reflects *Proficient* results or competency on challenging material, and 282 is considered to be *Advanced*.

Student Groups in Wyoming



- ▶ On the NAEP 2009 mathematics assessment, the proportion of fourth grade male students in Wyoming scoring at or above *Basic* (88 percent) was not reliably different than female students (87%).
- ▶ The proportion of fourth grade White students in Wyoming scoring at or above *Basic* (90 percent) was higher than Hispanic students (77 percent). Sampling was not sufficient to permit reporting of mathematics performance for fourth grade Black, Asian, and Native American students.
- ▶ Wyoming fourth graders qualifying for free or reduced price meals in the National School Lunch Program and scoring at or above *Basic* (79 percent) was lower than students not eligible for the program (92 percent).