

Overall Results

- In 2009, the average score of eighth-grade students in Wyoming was 268. This was higher than the average score of 262 for public school students in the nation.
- The average score for students in Wyoming in 2009 (268) was not significantly different from their average score in 2007 (266) and was higher than their average score in 1998 (263).
- In 2009, the score gap between students in Wyoming at the 75th percentile and students at the 25th percentile was 38 points. This performance gap was not significantly different from that of 1998 (42 points).
- The percentage of students in Wyoming who performed at or above the NAEP *Proficient* level was 34 percent in 2009. This percentage was not significantly different from that in 2007 (33 percent) and was not significantly different from that in 1998 (31 percent).
- The percentage of students in Wyoming who performed at or above the NAEP *Basic* level was 82 percent in 2009. This percentage was not significantly different from that in 2007 (80 percent) and was greater than that in 1998 (76 percent).

Achievement-Level Percentages and Average Score Results

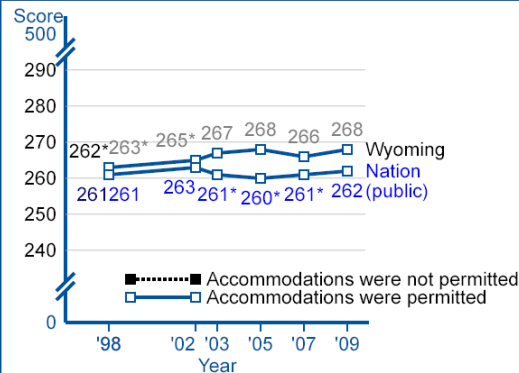
Year	Percent below Basic	Percent at Basic, Proficient and Advanced	Average Score
Wyoming			
1998 ^a	24*	46	262*
1998	24*	45	263*
2002	22	47	265*
2003	21	45	267
2005	19	45	268
2007	20	47	266
2009	18	47	268
Nation (public)			
2009	26	43	262

Legend: Below Basic (dark blue), Basic (white), Proficient (light blue), Advanced (dark blue)

* Significantly different ($p < .05$) from state's results in 2009.
^a Accommodations not permitted.

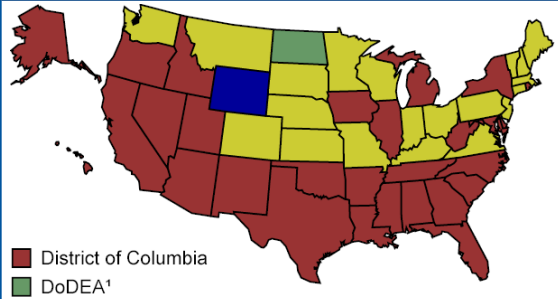
NOTE: Detail may not sum to totals because of rounding.

Average Scores for State/Jurisdiction and Nation (public)



* Significantly different ($p < .05$) from 2009.

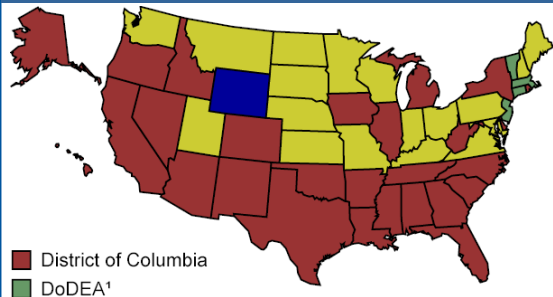
Compare at or above Basic to Other States/Jurisdictions



¹ Department of Defense Education Activity schools (domestic and overseas).

In 2009, the percentage at or above *Basic* in **Wyoming** was
 ■ lower than those in 2 states/jurisdictions
 ■ higher than those in 29 states/jurisdictions
 ■ not significantly different from those in 20 states/jurisdictions

Compare the Average Score in 2009 to Other States/Jurisdictions

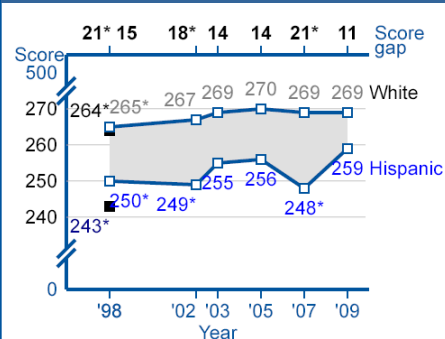


¹ Department of Defense Education Activity schools (domestic and overseas).

In 2009, the average score in **Wyoming** was
 ■ lower than those in 5 states/jurisdictions
 ■ higher than those in 28 states/jurisdictions
 ■ not significantly different from those in 18 states/jurisdictions

! This section has been customized and may contain non-NAEP assessment content.

White – Hispanic Score Gap



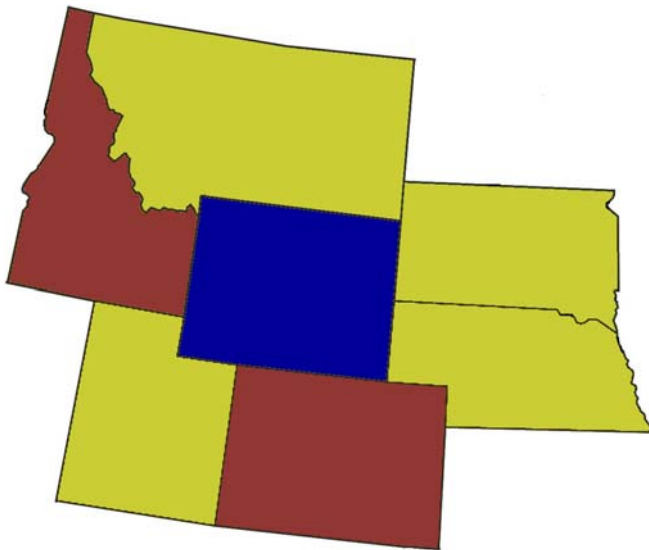
* Significantly different ($p < .05$) from 2009.

Grade 8 Report

Regional Snapshot

The National Assessment of Educational Progress (NAEP) uses both multiple choice and constructed-response test items to assess eighth graders' skills in two reading areas: Literary Texts and Informational Texts. Scale scores range from 0 to 500, wherein a 243 denotes NAEP's *Basic* achievement benchmark (i.e., approximately a "grade level" performance); 281 reflects *Proficient* results or competency on challenging material, and 323 is considered to be *Advanced*.

Scale Scores

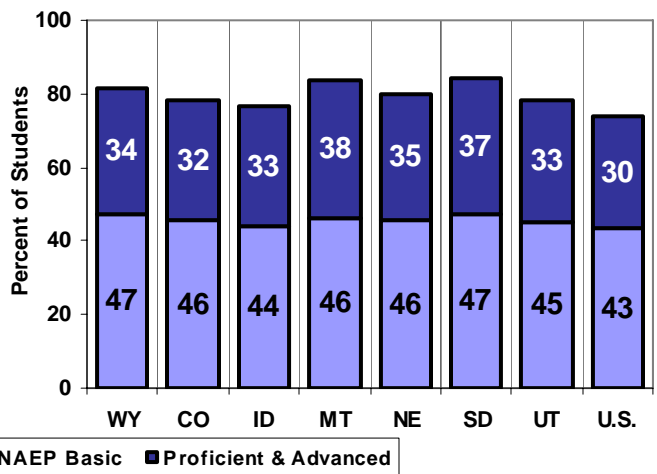


Legend: Wyoming (blue) is the focal state. States in green scored reliably higher than Wyoming. States in yellow were not statistically different from Wyoming. States in red scored reliably lower than Wyoming.

- ▶ In 2009, the average reading scale score for 8th grade students in Wyoming was 268; this was reliably higher than the national average (262).
- ▶ Wyoming 8th graders also had a higher average reading scale score in 2009 than students in Colorado, and Idaho.
- ▶ Wyoming 8th grade average reading scale score in 2009 that was not statistically different from Montana, Nebraska, South Dakota or Utah.

Achievement Levels

- ▶ Eighty-one (81) percent of Wyoming's 8th graders scored at or above *Basic* on the 2009 reading assessment. This was reliably higher than the nation's 73 percent.
- ▶ Wyoming also had a higher percentage of 8th graders scoring at or above *Basic* on the 2009 reading assessment than Idaho .
- ▶ The percentage of Wyoming's 8th graders scoring at or above *Basic* on reading in 2009 was not reliably different from Colorado, Montana, Nebraska, South Dakota and Utah.



Wyoming Reading 2009

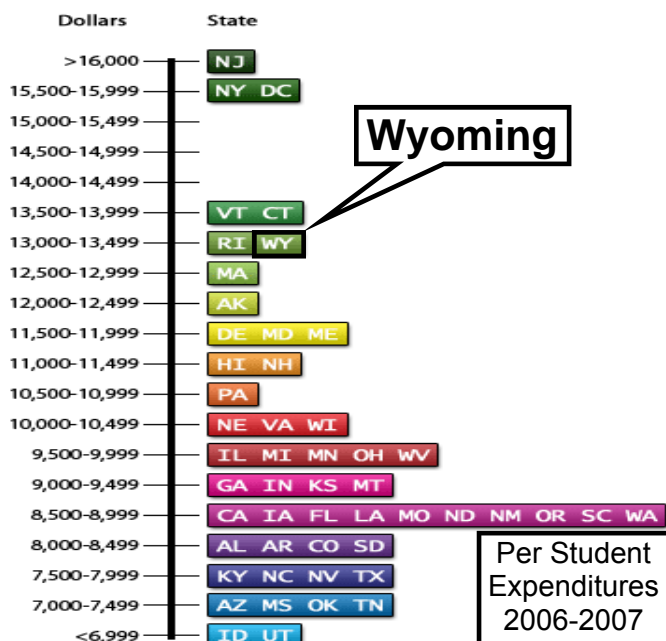


Grade 8 Report

Funding Snapshot

The National Assessment of Educational Progress (NAEP) uses both multiple choice and constructed-response test items to assess eighth graders' skills in two reading areas: Literary Texts and Informational Texts. Scale scores range from 0 to 500, wherein a 243 denotes NAEP's *Basic* achievement benchmark (i.e., approximately a "grade level" performance); 281 reflects *Proficient* results or competency on challenging material, and 323 is considered to be *Advanced*.

Per Capita Student Expenditures During 2006-2007



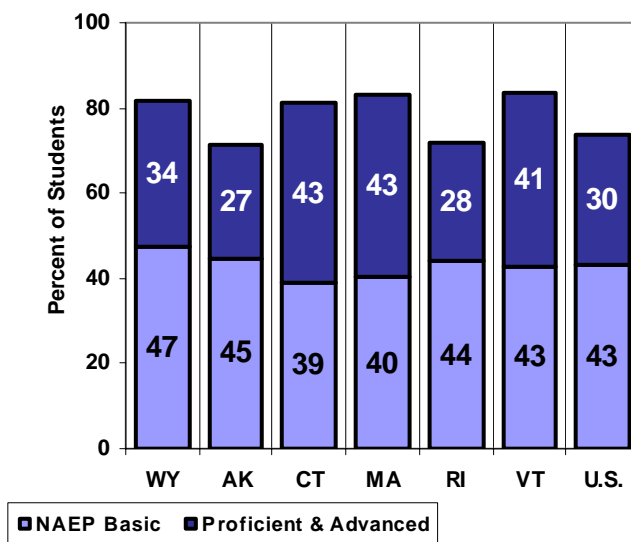
- Wyoming was among six states reporting per student expenditures between \$12,000 and \$14,000 during school year 2006-2007 (most recent data available). The other states were Alaska, Connecticut, Massachusetts, Rhode Island, and Vermont.

NOTE: The prekindergarten student membership was imputed for some states, affecting the total student count and per pupil expenditures calculation. Some values were affected by redistribution of reported expenditure values to correct for missing data items, and/or to distribute state direct support expenditures.

SOURCE: U.S. Department of Education, National Center for Education Statistics, Common Core of Data (CCD), "National Public Education Financial Survey (NPEFS)," fiscal year 2007, Version 1a.

Achievement Levels

- Eighty-one (81) percent of Wyoming 8th graders scored at or above *Basic* on the 2009 reading assessment. This was higher than the nation's 73 percent.
- Wyoming also had a higher percentage of 8th graders scoring at or above *Basic* than Alaska and Rhode Island—states with similar per-student expenditures.
- The percentage of Wyoming 8th graders scoring at or above *Basic* was not reliably different from peer expenditure states Connecticut, Massachusetts, and Vermont.
- Wyoming, however had a lower percentage of 4th graders scoring at or above NAEP's *Proficient* level than these Northeastern states.

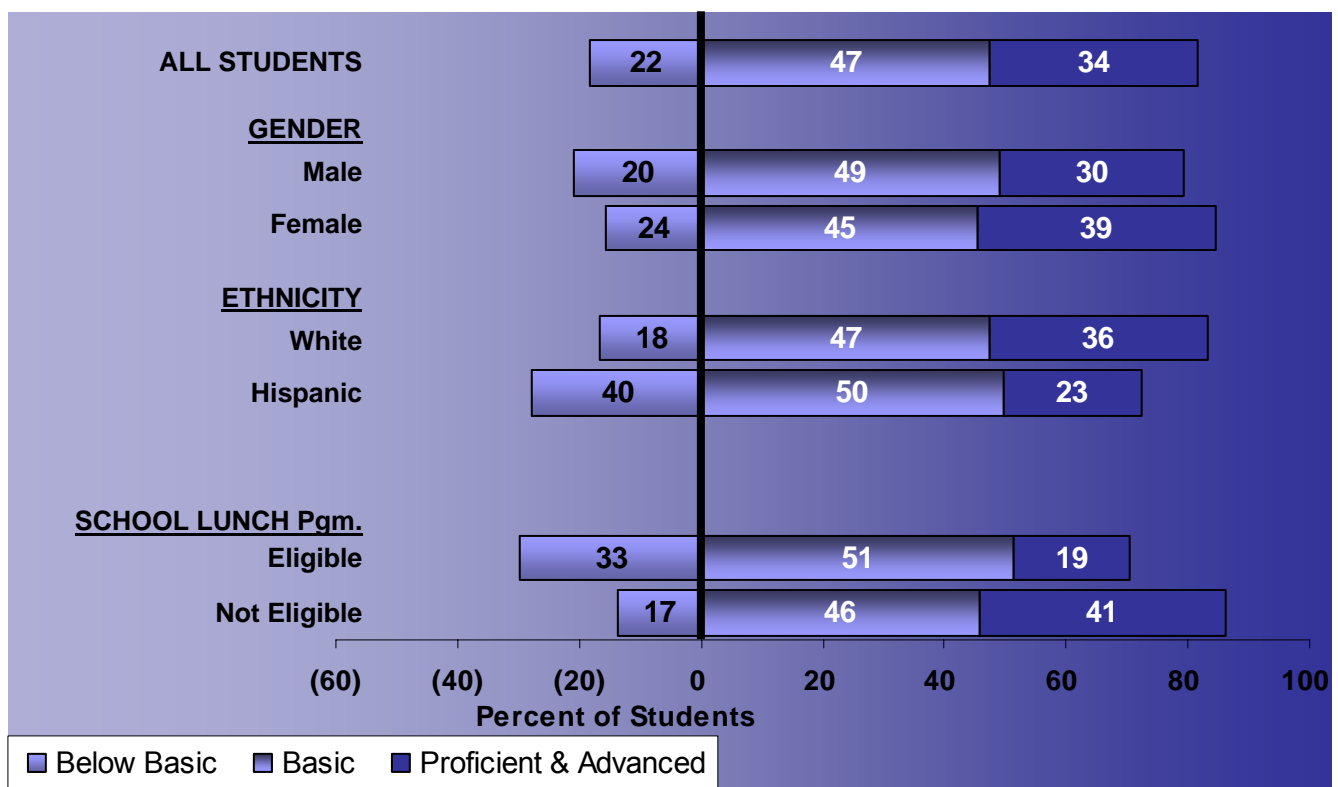


Grade 8 Report

Student Groups Snapshot

The National Assessment of Educational Progress (NAEP) uses both multiple choice and constructed-response test items to assess eighth graders' skills in two reading areas: Literary Texts and Informational Texts. Scale scores range from 0 to 500, wherein a 243 denotes NAEP's *Basic* achievement benchmark (i.e., approximately a "grade level" performance); 281 reflects *Proficient* results or competency on challenging material, and 323 is considered to be *Advanced*.

Student Groups in Wyoming



- ▶ On the NAEP 2009 reading assessment, the proportion of eighth grade female students in Wyoming who scored at or above *Basic* (84 percent) was higher than male students (79 percent).
- ▶ The proportion of eighth grade White students in Wyoming scoring at or above *Basic* (83 percent) was higher than Hispanic students (73 percent). Sampling was not sufficient to permit reporting of reading performance for eighth grade American Indian, Black and Asian students.
- ▶ Wyoming eighth graders qualifying for free or reduced price meals in the National School Lunch Program and scoring at or above *Basic* (70 percent) was lower than students who were not eligible for the program (87 percent).

Wyoming Reading 2009

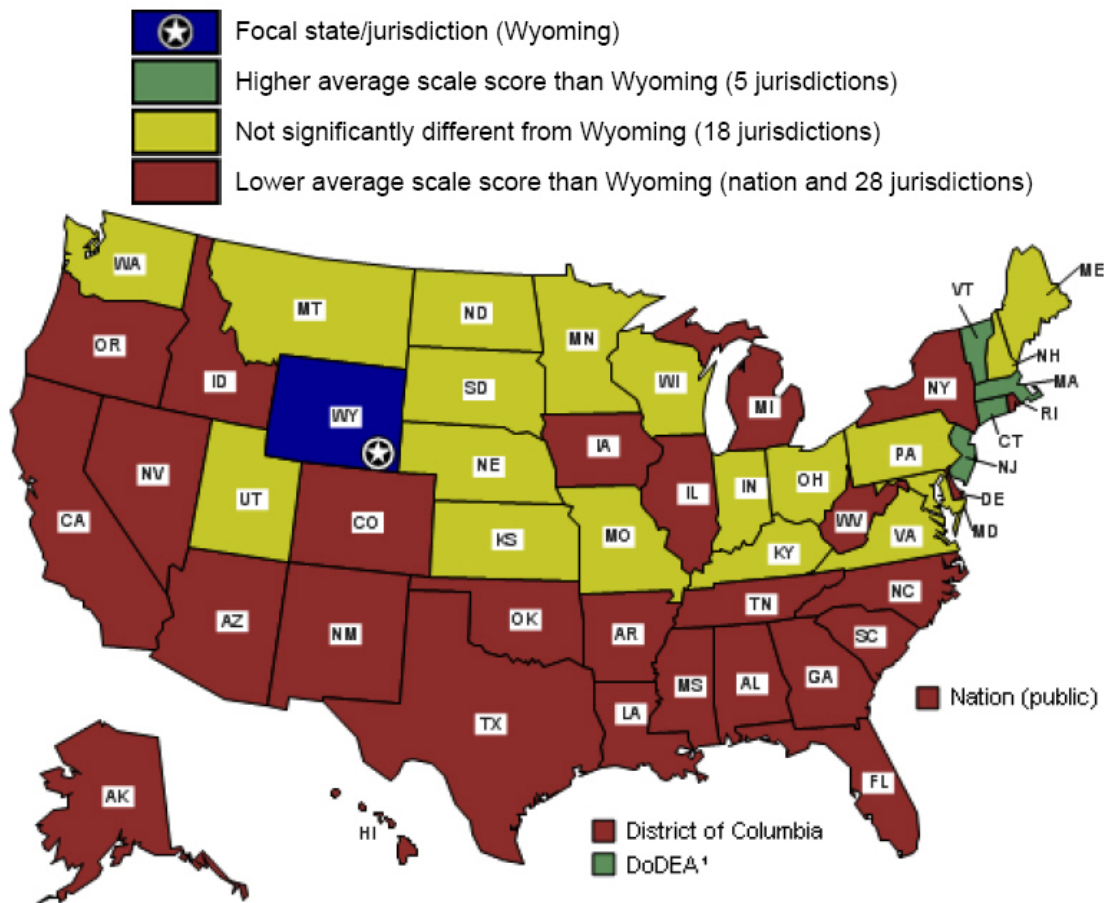


Grade 8 Report

National Snapshot

The National Assessment of Educational Progress (NAEP) uses both multiple choice and constructed-response test items to assess eighth graders' skills in two reading areas: Literary Texts and Informational Texts. Scale scores range from 0 to 500, wherein a 243 denotes NAEP's *Basic* achievement benchmark (i.e., approximately a "grade level" performance); 281 reflects *Proficient* results or competency on challenging material, and 323 is considered to be *Advanced*.

Wyoming and the Nation — Grade 8 Reading Scale Scores



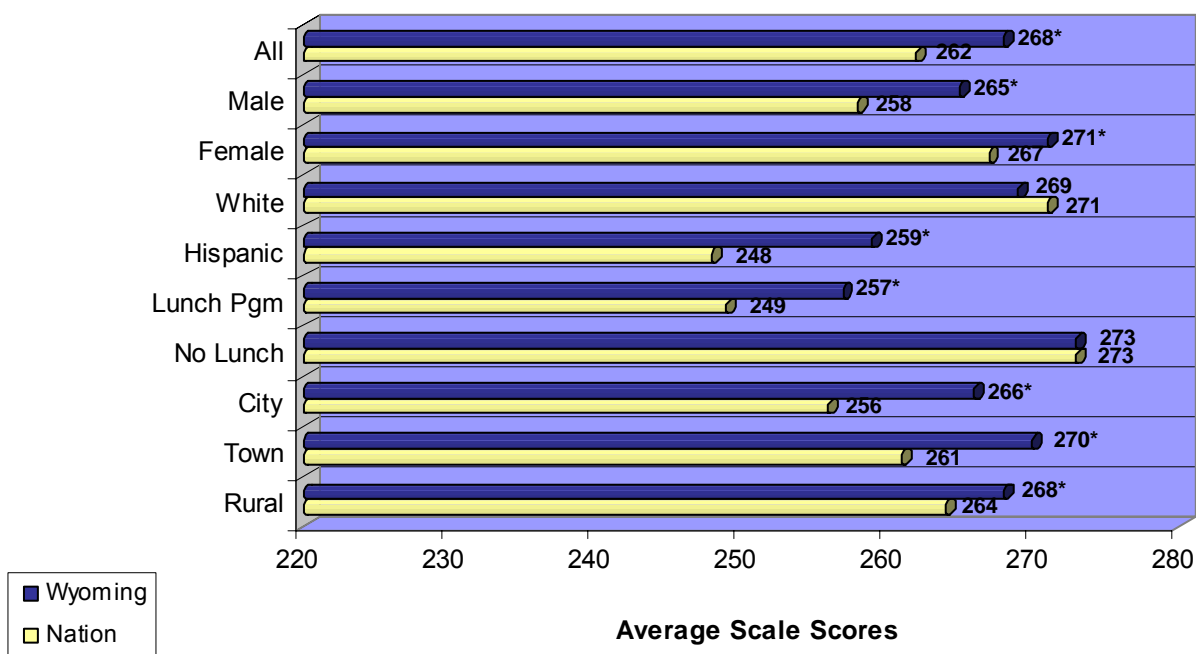
- ▶ On the 2009 reading assessment, Wyoming 8th graders had an average scale score that was reliably higher than students in Alabama, Alaska, Arizona, Arkansas, California, Colorado, Delaware, Florida, Georgia, Hawaii, Iowa, Idaho, Illinois, Louisiana, Michigan, Mississippi, Nevada, New Mexico, New York, North Carolina, Oklahoma, Oregon, Rhode Island, South Carolina, Tennessee, Texas, and West Virginia. They also scored higher than the national average.
- ▶ Wyoming 8th graders had an average scale score that was not statistically different from students in Indiana, Kansas, Kentucky, Maine, Maryland, Minnesota, Missouri, Montana, Nebraska, New Hampshire, North Dakota, Ohio, Pennsylvania, South Dakota, Virginia, Utah, Washington, and Wisconsin.
- ▶ Wyoming 8th graders had an average scale score that was reliably lower only to students in Connecticut, Department of Defense Schools, Massachusetts, New Jersey, and Vermont.

WY-US Student Gaps Snapshot

The National Assessment of Educational Progress (NAEP) uses both multiple choice and constructed-response test items to assess fourth graders' skills in two reading areas: Literary Texts and Informational Texts. Scale scores range from 0 to 500, wherein a 208 denotes NAEP's *Basic* achievement benchmark (i.e., approximately a "grade level" performance); 238 reflects *Proficient* results or competency on challenging material, and 268 is considered to be *Advanced*.

Student Group Comparisons

Wyoming and National Results



- In 2009, Wyoming eighth graders' scale scores in reading were above the average nationally.

Wyoming also had higher results in seven student groups: male and female students, Hispanic students, students from low income families (i.e., students qualifying for free or reduced price meals from the National School Lunch Program), and students in city, town and rural schools (as defined by the Census Bureau).

- Wyoming's 2009 NAEP eighth grade reading scores were not reliably different from the rest of the nation in two of the state's larger students groups:

White students (84% of Wyoming's 8th graders), and students from more affluent home (i.e., those students *Not* qualifying for free or reduced price meals from the National School Lunch Program—72% of Wyoming's 8th graders).