



Wyoming Department of Education

Dr. Jim McBride, Superintendent of Public Instruction

Hathaway Building, 2nd Floor, 2300 Capitol Avenue

Cheyenne, WY 82002-0050

Phone 307-777-7673 Fax 307-777-6234 Website www.k12.wy.us

Hathaway Scholarship Statistics 2007/08

2006-07 Cohort
("Sophomores")

Updated: 11/18/2008

Table of Contents

Reports

Persistence

Persistence Rate by Institution.....	2
--------------------------------------	---

Retention

Retention Rate by Institution.....	4
------------------------------------	---

Loss of Eligibility

All Students who Lost Eligibility	By Institution and Scholarship Level.....	6
	By Instructional Program.....	8
Students who Failed to Complete the Required Minimum Non-Remedial Credit Hours		
	By Institution and Scholarship Level.....	10
	By Instructional Program.....	12
Students who Failed to Meet the Required Cumulative Grade Point Average (GPA)		
	By Institution and Scholarship Level.....	14
	By Instructional Program.....	16
Students who Failed to Meet Cumulative Grade Point Average AND Credit Hours		
	By Institution and Scholarship Level.....	18
	By Instructional Program.....	20
Students who Failed to Maintain Continuous Enrollment		
	By Institution and Scholarship Level.....	22
	By Instructional Program.....	24

Table of Contents

Students who Lost Eligibility and Qualified through HS Graduation – GPA and ACT Scores By Institution and Scholarship Level.....	26
Students who Lost Eligibility and Qualified through HS Graduation – GPA and WorkKeys Scores By Institution and Scholarship Level.....	28
Students who Lost Eligibility and Qualified through GED and ACT Scores By Institution and Scholarship Level.....	29
Students who Lost Eligibility and Qualified through A Home Based Education Program ACT Scores By Institution and Scholarship Level.....	30
 Graduation	
Students who Graduated within Two Years By Institution and Scholarship Level.....	32

Persistence and Retention Rates



Cohort 1 ("Sophomores")
Students who Initiated the Scholarship in 2006-07

Persistence Rates
by Institution and Scholarship Level

Statutory Reference: 21-16-1308(c)(iii)

Persistence Rate means for each cohort of students, receiving Hathaway Scholarships in a given fall or spring term, the proportion continuing to receive Hathaway Scholarships the following fall term at any eligible institution. This report shows the percentage of the first Cohort of Hathaway students receiving the scholarship in fall-07.

Students are assigned to the last institution he/she attended prior to the Spring-08 semester.

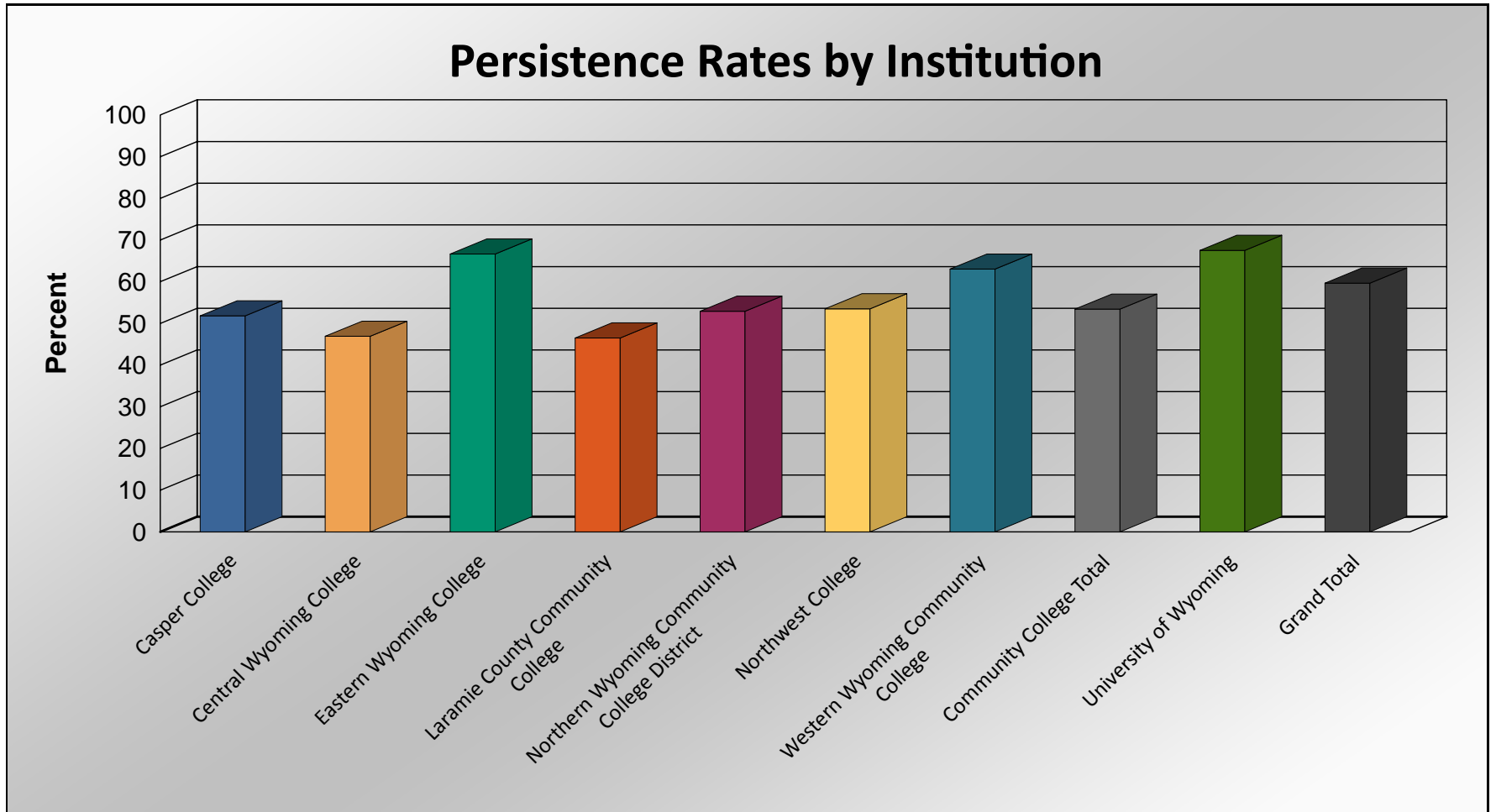
		Casper College	Central Wyoming College	Eastern Wyoming College	Laramie County Community College	Northern Wyoming Community College District	Northwest College	Western Wyoming Community College	Community College Total	University of Wyoming	Grand Total
CAREER	06/07 Hathaway Students	35	14	15	21	11	21	12	129	0	129
	Received \$ in Fall 07	14	3	8	5	6	6	5	47	0	47
	Percent	40.0%	21.4%	53.3%	23.8%	54.5%	28.6%	41.7%	36.4%	0.0%	36.4%
OPPORTUNITY	06/07 Hathaway Students	108	27	8	68	42	44	59	356	166	522
	Received \$ in Fall 07	41	10	5	26	16	16	29	143	74	217
	Percent	38.0%	37.0%	62.5%	38.2%	38.1%	36.4%	49.2%	40.2%	44.6%	41.6%
PERFORMANCE	06/07 Hathaway Students	92	35	17	60	55	64	69	392	318	710
	Received \$ in Fall 07	56	21	11	33	34	40	51	246	197	443
	Percent	60.9%	60.0%	64.7%	55.0%	61.8%	62.5%	73.9%	62.8%	61.9%	62.4%
HONORS	06/07 Hathaway Students	41	5	8	23	28	28	25	158	338	496
	Received \$ in Fall 07	32	4	8	16	16	22	19	117	284	401
	Percent	78.0%	80.0%	100.0%	69.6%	57.1%	78.6%	76.0%	74.1%	84.0%	80.8%
Total	Students	276	81	48	172	136	157	165	1,035	822	1,857
	Continued in Fall 07	143	38	32	80	72	84	104	553	555	1,108
	Percent	51.8%	46.9%	66.7%	46.5%	52.9%	53.5%	63.0%	53.4%	67.5%	59.7%



Cohort 1 ("Sophomores")
Students who Initiated the Scholarship in 2006-07

Persistence Rates
by Institution

Statutory Reference: 21-16-1308(c)(iii)





Cohort 1 ("Sophomores")
Students who Initiated the Scholarship in 2006-07

Retention Rates
by Institution and Scholarship Level

Statutory Reference: 21-16-1308(c)(i)

Retention Rate means the measure of the rate of continuous enrollment of a cohort of students from one semester to the next.

In this report, the fall enrollment counts include students who did not receive the scholarship but used the semester to regain eligibility.

The students are assigned to the college they were enrolled in during the fall semester. They did not necessarily enroll in the same institution in the spring.

		Casper College	Central Wyoming College	Eastern Wyoming College	Laramie County Community College	Northern Wyoming Community College District	Northwest College	Western Wyoming Community College	Community College Total	University of Wyoming	Grand Total
CAREER	Fall Enrollment	15	3	9	7	6	10	7	57	0	57
	Continuing in Spring	11	3	9	4	5	9	7	48	0	48
	Retention Rate	73.3%	100.0%	100.0%	57.1%	83.3%	90.0%	100.0%	84.2%	0.0%	84.2%
OPPORTUNITY	Fall Enrollment	46	10	6	27	19	23	29	160	78	238
	Continuing in Spring	43	10	6	26	16	21	27	149	77	226
	Retention Rate	93.5%	100.0%	100.0%	96.3%	84.2%	91.3%	93.1%	93.1%	98.7%	95.0%
PERFORMANCE	Fall Enrollment	59	22	12	34	34	43	51	255	202	457
	Continuing in Spring	57	19	11	30	33	41	49	240	195	435
	Retention Rate	96.6%	86.4%	91.7%	88.2%	97.1%	95.3%	96.1%	94.1%	96.5%	95.2%
HONORS	Fall Enrollment	32	4	8	16	16	22	19	117	284	401
	Continuing in Spring	29	3	8	12	15	20	17	104	282	386
	Retention Rate	90.6%	75.0%	100.0%	75.0%	93.8%	90.9%	89.5%	88.9%	99.3%	96.3%
Total	Fall Enrollment	152	39	35	84	75	98	106	589	564	1,153
	Continuing in Spring	140	35	34	72	69	91	100	541	554	1,095
	Retention Rate	92.1%	89.7%	97.1%	85.7%	92.0%	92.9%	94.3%	91.9%	98.2%	95.0%

Loss of Eligibility



**Cohort 1 ("Sophomores")
Students who Initiated the Scholarship in 2006-07**

**Overall Loss of Eligibility After 2nd Year
by Institution and Scholarship Level**

Statutory Reference: 21-16-1308(c)(ii)

This report includes all students who lost eligibility during the academic year (2007-08).

The pool of students who could potentially lose the scholarship is composed of the number of students who remained eligible after the prior school year + students who lost eligibility after the prior school year, but regained eligibility after the fall term of this school year (2007-08).

A student enrolling in more than one institution during the year is only counted once and is assigned to the last institution he/she enrolled in within the school year.

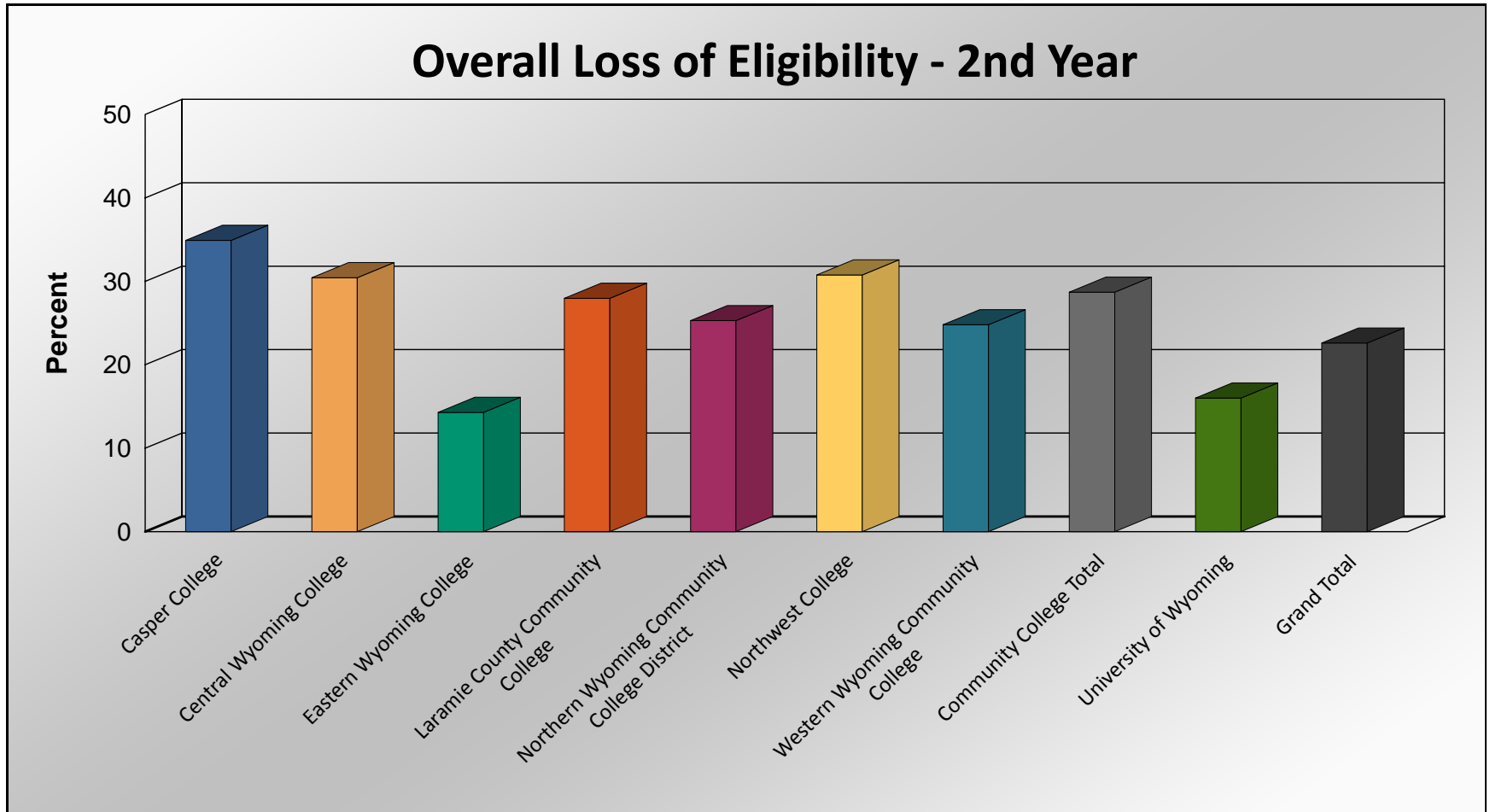
		Casper College	Central Wyoming College	Eastern Wyoming College	Laramie County Community College	Northern Wyoming Community College District	Northwest College	Western Wyoming Community College	Community College Total	University of Wyoming	Grand Total
CAREER	Students	17	5	9	8	8	11	7	65	0	65
	Lost Eligibility	7	2	2	4	4	7	2	28	0	28
	Percent	41.2%	40.0%	22.2%	50.0%	50.0%	63.6%	28.6%	43.1%	0.0%	43.1%
OPPORTUNITY	Students	49	14	6	29	20	23	35	176	80	256
	Lost Eligibility	21	5	1	8	7	9	10	61	15	76
	Percent	42.9%	35.7%	16.7%	27.6%	35.0%	39.1%	28.6%	34.7%	18.8%	29.7%
PERFORMANCE	Students	68	22	12	39	36	46	57	280	217	497
	Lost Eligibility	23	5	2	9	5	12	14	70	43	113
	Percent	33.8%	22.7%	16.7%	23.1%	13.9%	26.1%	24.6%	25.0%	19.8%	22.7%
HONORS	Students	35	5	8	17	23	24	22	134	309	443
	Lost Eligibility	8	2	0	5	6	4	4	29	39	68
	Percent	22.9%	40.0%	0.0%	29.4%	26.1%	16.7%	18.2%	21.6%	12.6%	15.3%
Total	Students	169	46	35	93	87	104	121	655	606	1,261
	Lost Eligibility	59	14	5	26	22	32	30	188	97	285
	Percent	34.9%	30.4%	14.3%	28.0%	25.3%	30.8%	24.8%	28.7%	16.0%	22.6%



Cohort 1 ("Sophomores")
Students who Initiated the Scholarship in 2006-07

Overall Loss of Eligibility After 2nd Year
by Institution

Statutory Reference: 21-16-1308(c)(ii)





**Cohort 1 ("Sophomores")
Students who Initiated the Scholarship in 2006-07**

**Overall Loss of Eligibility After 2nd Year
by Instructional Program - All Institutions**

Statutory Reference: 21-16-1308(c)(ii)

This report includes all students who lost eligibility during the academic year (2007-08).

The pool of students who could potentially lose the scholarship is composed of the number of students who remained eligible after the prior school year + students who lost eligibility after the prior school year, but regained eligibility after the fall term of this school year (2007-08).

Due to confidentiality, individual rates not provided if student count is less than 6. Counts will be provided to stakeholders upon request.

Instructional Program	Students	Lost Eligibility	Percent
Public Administration and Social Service Professions	6	0	0.0%
Foreign languages, literatures, and Linguistics	6	0	0.0%
Biological and Biomedical Sciences	45	4	8.9%
Agriculture, Agriculture Operations, and Related Sciences	52	5	9.6%
Social Sciences	49	5	10.2%
Communication, Journalism, and Related Programs	36	4	11.1%
Mathematics and Statistics	8	1	12.5%
Education	158	20	12.7%
Legal Professions and Studies	7	1	14.3%
History	7	1	14.3%
Security and Protective Services	41	6	14.6%
English Language and Literature/Letters	26	4	15.4%
Business, Management, Marketing, and Related Support Services	140	27	19.3%
Psychology	36	7	19.4%

Instructional Program	Students	Lost Eligibility	Percent
Engineering	122	24	19.7%
Physical Sciences	15	3	20.0%
Parks, Recreation, Leisure, and Fitness Studies	36	8	22.2%
Family and Consumer Sciences/Human Sciences	8	2	25.0%
Health Professions and Related Clinical Sciences	151	41	27.2%
Multi/Interdisciplinary Studies	18	5	27.8%
Computer and Information Sciences and Support Services	21	7	33.3%
Visual and Performing Arts	66	23	34.8%
Liberal Arts and Sciences, General Studies and Humanities	135	48	35.6%
Engineering Technologies/Technicians	8	3	37.5%
Precision Production	16	7	43.8%
Mechanic and Repair Technologies/Technicians	22	10	45.5%
Undeclared or Unknown	14	12	85.7%
All Students	1,261	285	22.6%



Cohort 1 ("Sophomores")
Students who Initiated the Scholarship in 2006-07

Loss of Eligibility - Credit Hours Not Met
by Institution and Scholarship Level

Statutory Reference: 21-16-1308(c)(ii)

This report includes all students who lost eligibility due to not meeting the required credit hours during the academic year (2007-08).

The pool of students who could potentially lose the scholarship is composed of the number of students who remained eligible after the prior school year + students who lost eligibility after the prior school year, but regained eligibility after the fall term of this school year (2007-08).

A student enrolling in more than one institution during the year is only counted once and is assigned to the last institution he/she enrolled in within the school year.

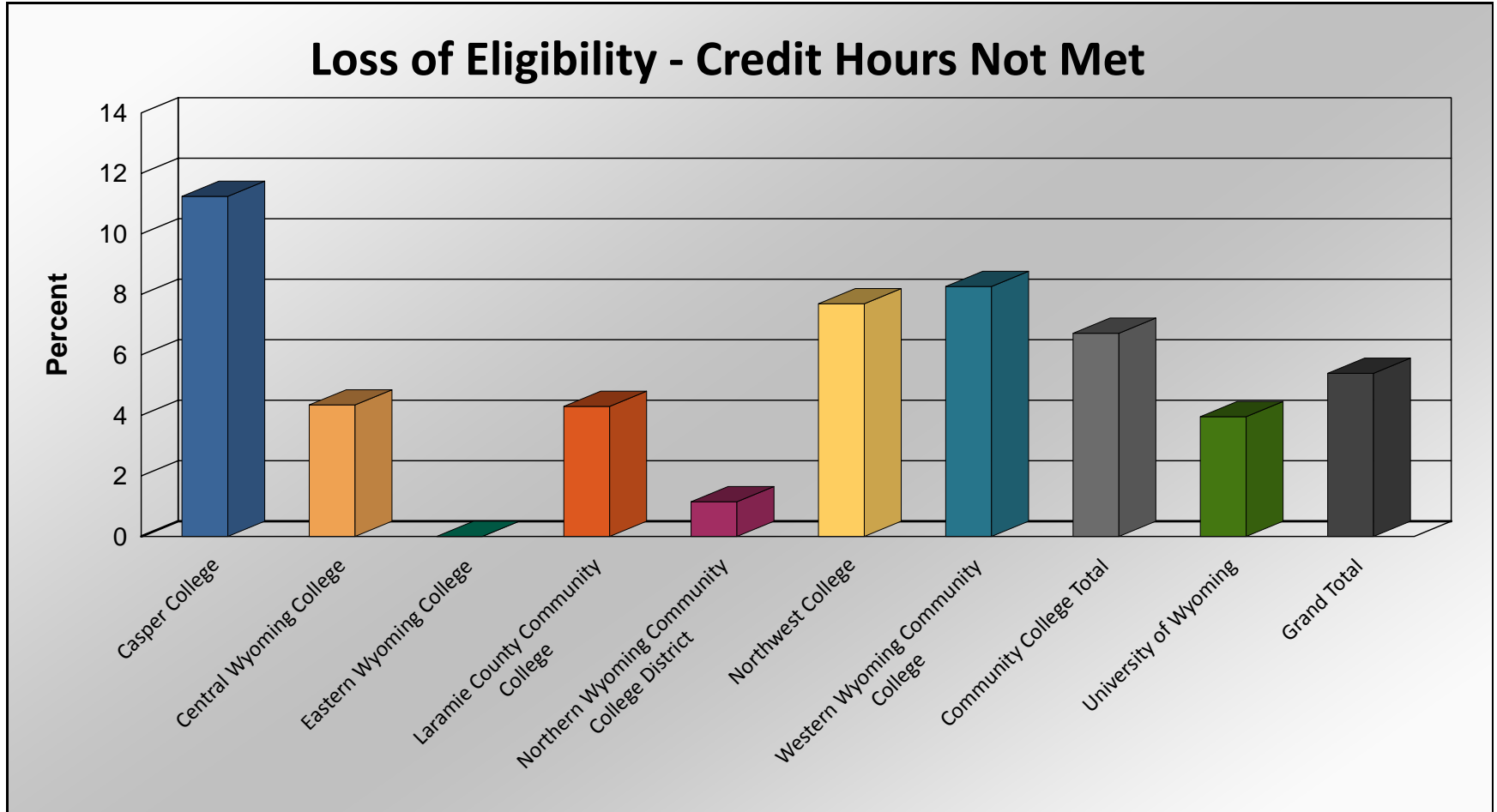
		Casper College	Central Wyoming College	Eastern Wyoming College	Laramie County Community College	Northern Wyoming Community College District	Northwest College	Western Wyoming Community College	Community College Total	University of Wyoming	Grand Total
CAREER	Students	17	5	9	8	8	11	7	65	0	65
	Failed HRS	0	0	0	0	0	2	2	4	0	4
	Percent	0.0%	0.0%	0.0%	0.0%	0.0%	18.2%	28.6%	6.2%	0.0%	6.2%
OPPORTUNITY	Students	49	14	6	29	20	23	35	176	80	256
	Failed HRS	10	1	0	2	0	2	2	17	3	20
	Percent	20.4%	7.1%	0.0%	6.9%	0.0%	8.7%	5.7%	9.7%	3.8%	7.8%
PERFORMANCE	Students	68	22	12	39	36	46	57	280	217	497
	Failed HRS	8	1	0	2	1	4	6	22	12	34
	Percent	11.8%	4.5%	0.0%	5.1%	2.8%	8.7%	10.5%	7.9%	5.5%	6.8%
HONORS	Students	35	5	8	17	23	24	22	134	309	443
	Failed HRS	1	0	0	0	0	0	0	1	9	10
	Percent	2.9%	0.0%	0.0%	0.0%	0.0%	0.0%	0.0%	0.7%	2.9%	2.3%
Total	Students	169	46	35	93	87	104	121	655	606	1,261
	Failed HRS	19	2	0	4	1	8	10	44	24	68
	Percent	11.2%	4.3%	0.0%	4.3%	1.1%	7.7%	8.3%	6.7%	4.0%	5.4%



Cohort 1 ("Sophomores")
Students who Initiated the Scholarship in 2006-07

**Loss of Eligibility - Credit Hours Not Met
 by Institution**

Statutory Reference: 21-16-1308(c)(ii)





Cohort 1 ("Sophomores")
Students who Initiated the Scholarship in 2006-07

**Loss of Eligibility - Credit Hours Not Met
 by Instructional Program**

Statutory Reference: 21-16-1308(c)(ii)

This report includes all students who lost eligibility due to not meeting the required credit hours during the academic year (2007-08).

The pool of students who could potentially lose the scholarship is composed of the number of students who remained eligible after the prior school year + students who lost eligibility after the prior school year, but regained eligibility after the fall term of this school year (2007-08).

Due to confidentiality, individual rates not provided if student count is less than 6. Counts will be provided to stakeholders upon request.

Instructional Program	Students	Failed HRS	Percent
Legal Professions and Studies	7	0	0.00%
Engineering Technologies/Technicians	8	0	0.00%
Family and Consumer Sciences/Human Sciences	8	0	0.00%
Foreign languages, literatures, and Linguistics	6	0	0.00%
History	7	0	0.00%
Mathematics and Statistics	8	0	0.00%
Public Administration and Social Service Professions	6	0	0.00%
Undeclared or Unknown	14	0	0.00%
Social Sciences	49	0	0.00%
Psychology	36	0	0.00%
Agriculture, Agriculture Operations, and Related Sciences	52	1	1.92%
Education	158	4	2.53%
Communication, Journalism, and Related Programs	36	1	2.78%
Business, Management, Marketing, and Related Support Services	140	5	3.57%

Instructional Program	Students	Failed HRS	Percent
English Language and Literature/Letters	26	1	3.85%
Biological and Biomedical Sciences	45	2	4.44%
Computer and Information Sciences and Support Services	21	1	4.76%
Multi/Interdisciplinary Studies	18	1	5.56%
Engineering	122	7	5.74%
Liberal Arts and Sciences, General Studies and Humanities	135	8	5.93%
Physical Sciences	15	1	6.67%
Security and Protective Services	41	3	7.32%
Health Professions and Related Clinical Sciences	151	13	8.61%
Mechanic and Repair Technologies/Technicians	22	2	9.09%
Parks, Recreation, Leisure, and Fitness Studies	36	4	11.11%
Precision Production	16	2	12.50%
Visual and Performing Arts	66	11	16.67%
All Students	1,261	68	5.4%



Cohort 1 ("Sophomores")
Students who Initiated the Scholarship in 2006-07

Loss of Eligibility - GPA Not Met
by Institution and Scholarship Level

Statutory Reference: 21-16-1308(c)(ii)

This report includes all students who lost eligibility due to not meeting the required GPA during the academic year (2007-08).

The pool of students who could potentially lose the scholarship is composed of the number of students who remained eligible after the prior school year + students who lost eligibility after the prior school year, but regained eligibility after the fall term of this school year (2007-08).

A student enrolling in more than one institution during the year is only counted once and is assigned to the last institution he/she enrolled in within the school year.

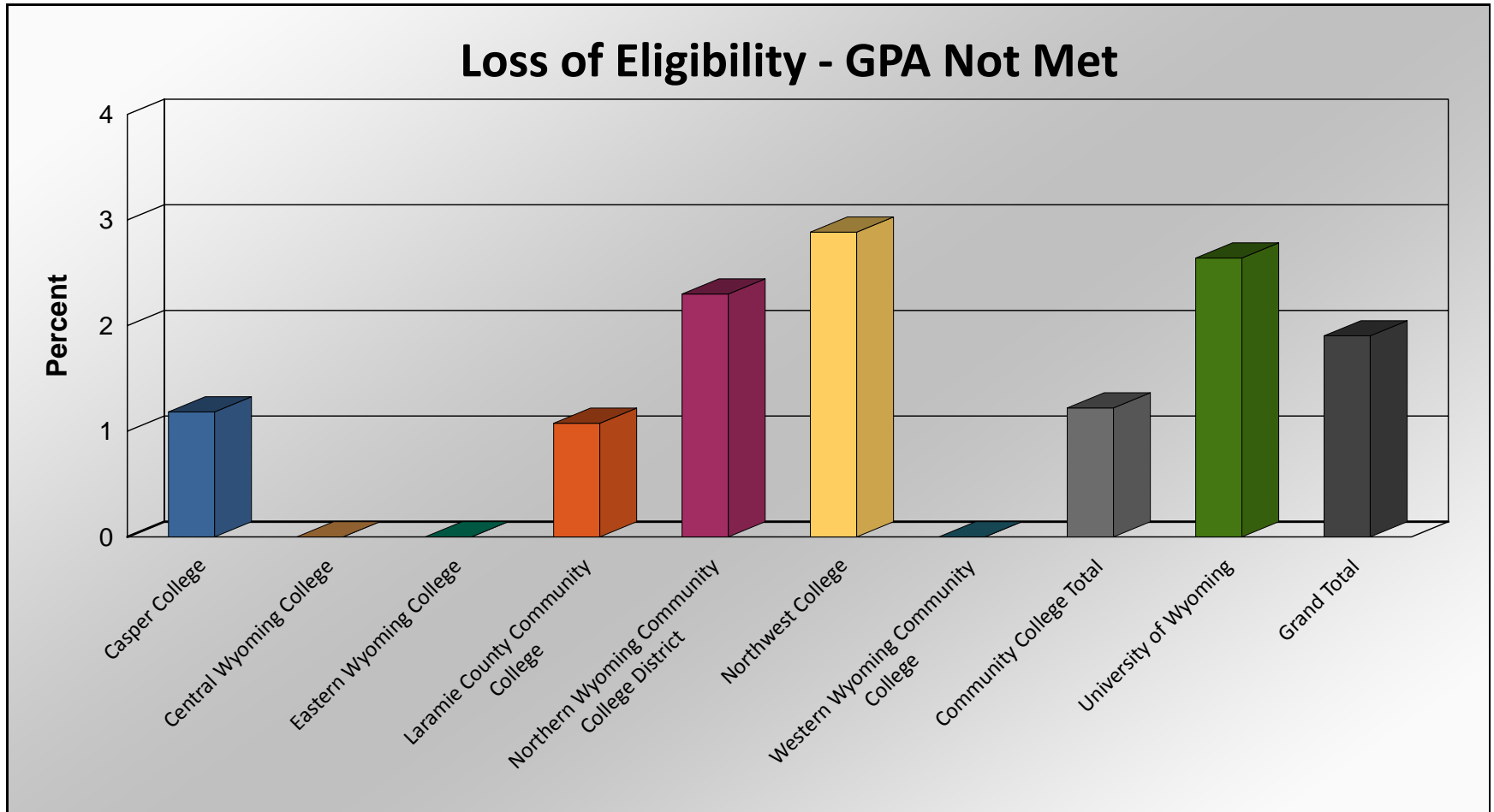
		Casper College	Central Wyoming College	Eastern Wyoming College	Laramie County Community College	Northern Wyoming Community College District	Northwest College	Western Wyoming Community College	Community College Total	University of Wyoming	Grand Total
CAREER	Students	17	5	9	8	8	11	7	65	0	65
	Failed GPA	1	0	0	0	1	1	0	3	0	3
	Percent	5.9%	0.0%	0.0%	0.0%	12.5%	9.1%	0.0%	4.6%	0.0%	4.6%
OPPORTUNITY	Students	49	14	6	29	20	23	35	176	80	256
	Failed GPA	1	0	0	1	1	2	0	5	7	12
	Percent	2.0%	0.0%	0.0%	3.4%	5.0%	8.7%	0.0%	2.8%	8.8%	4.7%
PERFORMANCE	Students	68	22	12	39	36	46	57	280	217	497
	Failed GPA	0	0	0	0	0	0	0	0	6	6
	Percent	0.0%	0.0%	0.0%	0.0%	0.0%	0.0%	0.0%	0.0%	2.8%	1.2%
HONORS	Students	35	5	8	17	23	24	22	134	309	443
	Failed GPA	0	0	0	0	0	0	0	0	3	3
	Percent	0.0%	0.0%	0.0%	0.0%	0.0%	0.0%	0.0%	0.0%	1.0%	0.7%
Total	Students	169	46	35	93	87	104	121	655	606	1,261
	Failed GPA	2	0	0	1	2	3	0	8	16	24
	Percent	1.2%	0.0%	0.0%	1.1%	2.3%	2.9%	0.0%	1.2%	2.6%	1.9%



Cohort 1 ("Sophomores")
Students who Initiated the Scholarship in 2006-07

Loss of Eligibility - GPA Not Met
by Institution

Statutory Reference: 21-16-1308(c)(ii)





Cohort 1 ("Sophomores")
Students who Initiated the Scholarship in 2006-07

**Loss of Eligibility - GPA Not Met
 by Instructional Program**

Statutory Reference: 21-16-1308(c)(ii)

This report includes all students who lost eligibility due to not meeting the required GPA during the academic year (2007-08).

The pool of students who could potentially lose the scholarship is composed of the number of students who remained eligible after the prior school year + students who lost eligibility after the prior school year, but regained eligibility after the fall term of this school year (2007-08).

Due to confidentiality, individual rates not provided if student count is less than 6. Counts will be provided to stakeholders upon request.

Instructional Program	Students	Failed GPA	Percent
Legal Professions and Studies	7	0	0.0%
Biological and Biomedical Sciences	45	0	0.0%
Communication, Journalism, and Related Programs	36	0	0.0%
Computer and Information Sciences and Support Services	21	0	0.0%
Engineering Technologies/Technicians	8	0	0.0%
English Language and Literature/Letters	26	0	0.0%
Family and Consumer Sciences/Human Sciences	8	0	0.0%
Foreign languages, literatures, and Linguistics	6	0	0.0%
History	7	0	0.0%
Mathematics and Statistics	8	0	0.0%
Multi/Interdisciplinary Studies	18	0	0.0%
Undeclared or Unknown	14	0	0.0%
Social Sciences	49	0	0.0%
Security and Protective Services	41	0	0.0%

Instructional Program	Students	Failed GPA	Percent
Public Administration and Social Service Professions	6	0	0.0%
Mechanic and Repair Technologies/Technicians	22	0	0.0%
Education	158	1	0.6%
Visual and Performing Arts	66	1	1.5%
Engineering	122	2	1.6%
Agriculture, Agriculture Operations, and Related Sciences	52	1	1.9%
Business, Management, Marketing, and Related Support Services	140	3	2.1%
Health Professions and Related Clinical Sciences	151	4	2.6%
Psychology	36	1	2.8%
Liberal Arts and Sciences, General Studies and Humanities	135	5	3.7%
Parks, Recreation, Leisure, and Fitness Studies	36	2	5.6%
Physical Sciences	15	1	6.7%
Precision Production	16	2	12.5%
All Students	1,261	24	1.9%



Cohort 1 ("Sophomores")
Students who Initiated the Scholarship in 2006-07

**Loss of Eligibility - Credit Hours and GPA Not Met
 by Institution and Scholarship Level**

Statutory Reference: 21-16-1308(c)(ii)

This report includes all students who lost eligibility due to not meeting the required credit hours and GPA during the academic year (2007-08).

The pool of students who could potentially lose the scholarship is composed of the number of students who remained eligible after the prior school year + students who lost eligibility after the prior school year, but regained eligibility after the fall term of this school year (2007-08).

A student enrolling in more than one institution during the year is only counted once and is assigned to the last institution he/she enrolled in within the school year.

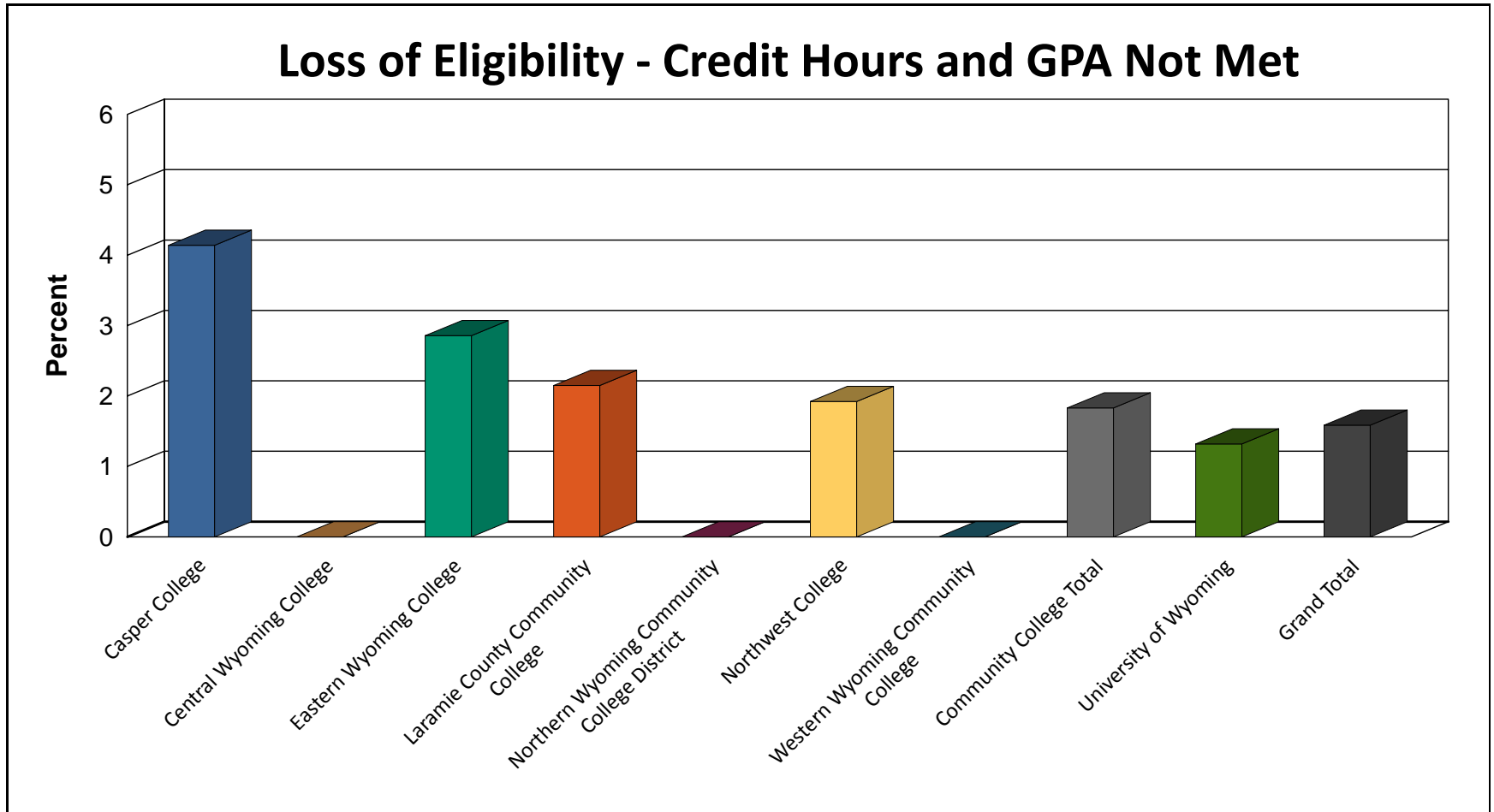
		Casper College	Central Wyoming College	Eastern Wyoming College	Laramie County Community College	Northern Wyoming Community College	Northwest College	Western Wyoming Community College	Community College Total	University of Wyoming	Grand Total
CAREER	Students	17	5	9	8	8	11	7	65	0	65
	Failed GPA HRS	0	0	1	0	0	0	0	1	0	1
	Percent	0.0%	0.0%	11.1%	0.0%	0.0%	0.0%	0.0%	1.5%	0.0%	1.5%
OPPORTUNITY	Students	49	14	6	29	20	23	35	176	80	256
	Failed GPA HRS	3	0	0	2	0	1	0	6	1	7
	Percent	6.1%	0.0%	0.0%	6.9%	0.0%	4.3%	0.0%	3.4%	1.3%	2.7%
PERFORMANCE	Students	68	22	12	39	36	46	57	280	217	497
	Failed GPA HRS	4	0	0	0	0	1	0	5	6	11
	Percent	5.9%	0.0%	0.0%	0.0%	0.0%	2.2%	0.0%	1.8%	2.8%	2.2%
HONORS	Students	35	5	8	17	23	24	22	134	309	443
	Failed GPA HRS	0	0	0	0	0	0	0	0	1	1
	Percent	0.0%	0.0%	0.0%	0.0%	0.0%	0.0%	0.0%	0.0%	0.3%	0.2%
Total	Students	169	46	35	93	87	104	121	655	606	1,261
	Failed GPA HRS	7	0	1	2	0	2	0	12	8	20
	Percent	4.1%	0.0%	2.9%	2.2%	0.0%	1.9%	0.0%	1.8%	1.3%	1.6%



Cohort 1 ("Sophomores")
Students who Initiated the Scholarship in 2006-07

**Loss of Eligibility - Credit Hours and GPA Not Met
 by Institution**

Statutory Reference: 21-16-1308(c)(ii)





Cohort 1 ("Sophomores")
Students who Initiated the Scholarship in 2006-07

Loss of Eligibility - Credit Hours and GPA Not Met by Instructional Program **Statutory Reference: 21-16-1308(c)(ii)**

This report includes all students who lost eligibility due to not meeting the required credit hours and GPA during the academic year (2007-08).

The pool of students who could potentially lose the scholarship is composed of the number of students who remained eligible after the prior school year + students who lost eligibility after the prior school year, but regained eligibility after the fall term of this school year (2007-08).

Due to confidentiality, individual rates not provided if student count is less than 6. Counts will be provided to stakeholders upon request.

Instructional Program	Students	Failed GPA and HRS	Percent
Legal Professions and Studies	7	0	0.00%
Biological and Biomedical Sciences	45	0	0.00%
Communication, Journalism, and Related Programs	36	0	0.00%
Computer and Information Sciences and Support Services	21	0	0.00%
Family and Consumer Sciences/Human Sciences	8	0	0.00%
Foreign languages, literatures, and Linguistics	6	0	0.00%
History	7	0	0.00%
Visual and Performing Arts	66	0	0.00%
Mathematics and Statistics	8	0	0.00%
Precision Production	16	0	0.00%
Security and Protective Services	41	0	0.00%
Public Administration and Social Service Professions	6	0	0.00%
Psychology	36	0	0.00%

Instructional Program	Students	Failed GPA and HRS	Percent
Multi/Interdisciplinary Studies	18	0	0.00%
Physical Sciences	15	0	0.00%
Parks, Recreation, Leisure, and Fitness Studies	36	0	0.00%
Undeclared or Unknown	14	0	0.00%
Education	158	1	0.63%
Engineering	122	1	0.82%
Agriculture, Agriculture Operations, and Related Sciences	52	1	1.92%
Social Sciences	49	1	2.04%
Health Professions and Related Clinical Sciences	151	4	2.65%
Business, Management, Marketing, and Related Support Services	140	4	2.86%
Liberal Arts and Sciences, General Studies and Humanities	135	5	3.70%
English Language and Literature/Letters	26	1	3.85%
Mechanic and Repair Technologies/Technicians	22	1	4.55%
Engineering Technologies/Technicians	8	1	12.50%
All Students	1,261	20	1.6%



Cohort 1 ("Sophomores")
Students who Initiated the Scholarship in 2006-07

Loss of Eligibility - Failed to Enroll in Both Semesters
by Institution and Scholarship Level

Statutory Reference: 21-16-1308(c)(ii)

This report includes all students who lost eligibility due to not enrolling in both fall and spring during the academic year (2007-08).

The pool of students who could potentially lose the scholarship is composed of the number of students who remained eligible after the prior school year + students who lost eligibility after the prior school year, but regained eligibility after the fall term of this school year (2007-08).

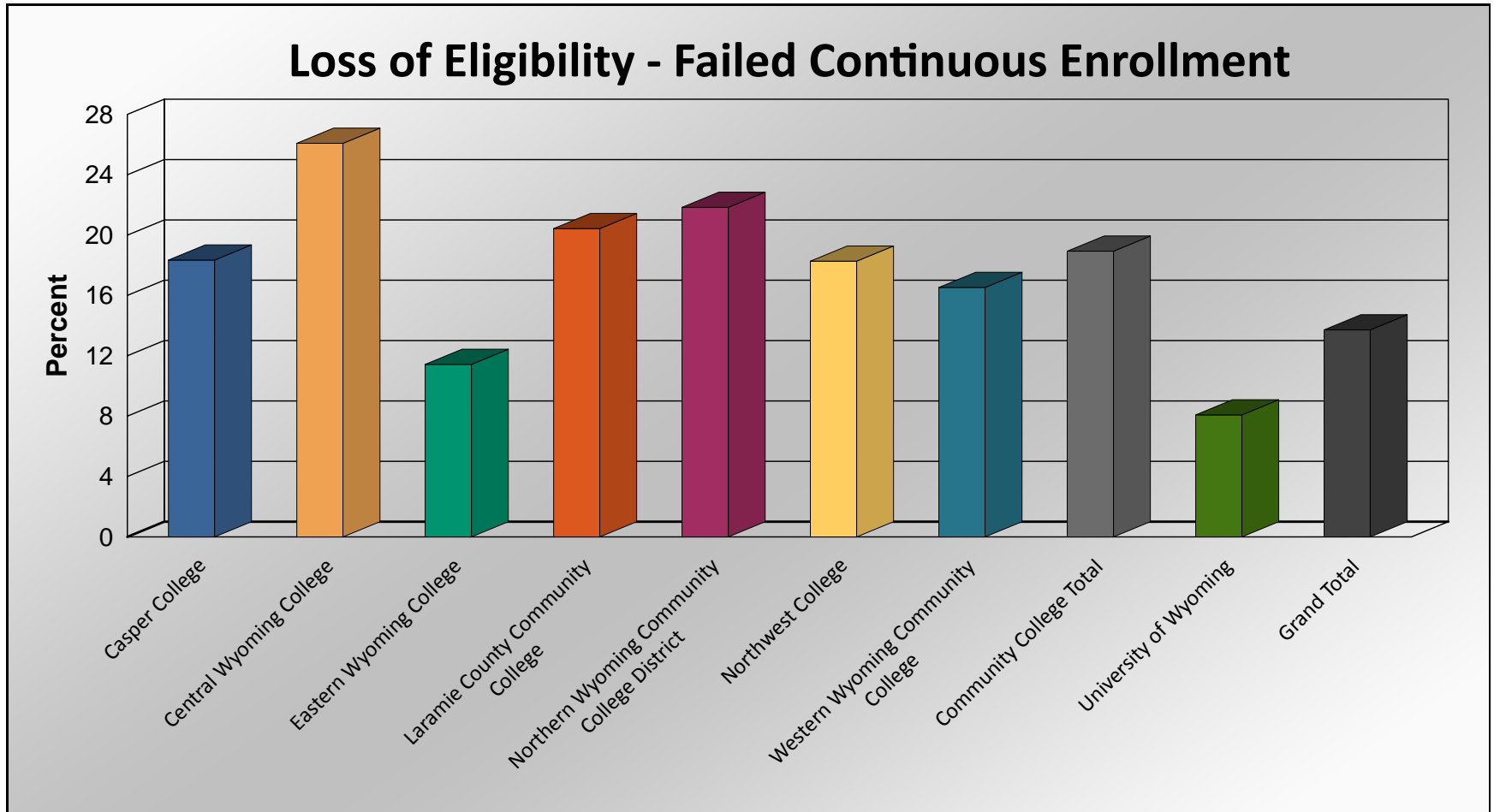
		Casper College	Central Wyoming College	Eastern Wyoming College	Laramie County Community College	Northern Wyoming Community College	Northwest College	Western Wyoming Community College	Community College Total	University of Wyoming	Grand Total
CAREER	Students	17	5	9	8	8	11	7	65	0	65
	Failed Cont Enrollm.	6	2	1	4	3	4	0	20	0	20
	Percent	35.3%	40.0%	11.1%	50.0%	37.5%	36.4%	0.0%	30.8%	0.0%	30.8%
OPPORTUNITY	Students	49	14	6	29	20	23	35	176	80	256
	Failed Cont Enrollm.	7	4	1	3	6	4	8	33	4	37
	Percent	14.3%	28.6%	16.7%	10.3%	30.0%	17.4%	22.9%	18.8%	5.0%	14.5%
PERFORMANCE	Students	68	22	12	39	36	46	57	280	217	497
	Failed Cont Enrollm.	11	4	2	7	4	7	8	43	19	62
	Percent	16.2%	18.2%	16.7%	17.9%	11.1%	15.2%	14.0%	15.4%	8.8%	12.5%
HONORS	Students	35	5	8	17	23	24	22	134	309	443
	Failed Cont Enrollm.	7	2	0	5	6	4	4	28	26	54
	Percent	20.0%	40.0%	0.0%	29.4%	26.1%	16.7%	18.2%	20.9%	8.4%	12.2%
Total	Students	169	46	35	93	87	104	121	655	606	1,261
	Failed Cont Enrollm.	31	12	4	19	19	19	20	124	49	173
	Percent	18.3%	26.1%	11.4%	20.4%	21.8%	18.3%	16.5%	18.9%	8.1%	13.7%



Cohort 1 ("Sophomores")
Students who Initiated the Scholarship in 2006-07

Loss of Eligibility - Failed to Enroll in Both Semesters
by Institution

Statutory Reference: 21-16-1308(c)(ii)





Cohort 1 ("Sophomores")
Students who Initiated the Scholarship in 2006-07

**Loss of Eligibility - Failed to Enroll in Both Semesters
 by Instructional Program**

Statutory Reference: 21-16-1308(c)(ii)

This report includes all students who lost eligibility due to not enrolling in both fall and spring during the academic year (2007-08).

The pool of students who could potentially lose the scholarship is composed of the number of students who remained eligible after the prior school year + students who lost eligibility after the prior school year, but regained eligibility after the fall term of this school year (2007-08).

Due to confidentiality, individual rates not provided if student count is less than 6. Counts will be provided to stakeholders upon request.

Instructional Program	Students	Failed Continuous Enrollment	Percent
Foreign languages, literatures, and Linguistics	6	0	0.0%
Public Administration and Social Service Professions	6	0	0.0%
Agriculture, Agriculture Operations, and Related Sciences	52	2	3.8%
Biological and Biomedical Sciences	45	2	4.4%
Parks, Recreation, Leisure, and Fitness Studies	36	2	5.6%
Physical Sciences	15	1	6.7%
Security and Protective Services	41	3	7.3%
English Language and Literature/Letters	26	2	7.7%
Social Sciences	49	4	8.2%
Communication, Journalism, and Related Programs	36	3	8.3%
Education	158	14	8.9%
Business, Management, Marketing, and Related Support Services	140	15	10.7%
Engineering	122	14	11.5%

Instructional Program	Students	Failed Continuous Enrollment	Percent
Mathematics and Statistics	8	1	12.5%
Health Professions and Related Clinical Sciences	151	20	13.2%
Legal Professions and Studies	7	1	14.3%
History	7	1	14.3%
Visual and Performing Arts	66	11	16.7%
Psychology	36	6	16.7%
Precision Production	16	3	18.8%
Multi/Interdisciplinary Studies	18	4	22.2%
Liberal Arts and Sciences, General Studies and Humanities	135	30	22.2%
Family and Consumer Sciences/Human Sciences	8	2	25.0%
Engineering Technologies/Technicians	8	2	25.0%
Computer and Information Sciences and Support Services	21	6	28.6%
Mechanic and Repair Technologies/Technicians	22	7	31.8%
Undeclared or Unknown	14	12	85.7%
All Students	1,261	173	13.7%



Cohort 1 ("Sophomores")
Students who Initiated the Scholarship in 2006-07

**Overall Loss of Eligibility -
 Qualified Through High School GPA and ACT
 by Institution and Scholarship Level**

Statutory Reference: 21-16-1308(c)(ii)

This report includes all students who lost eligibility and qualified through a High school GPA and ACT score.

The pool of students who could potentially lose the scholarship is composed of students who remained eligible after the prior school year + students who lost eligibility after the prior school year, but regained eligibility after the fall term of this school year (2007-08).

A student enrolling in more than one institution during the year is only counted once and is assigned to the last institution he/she enrolled in within the school year.

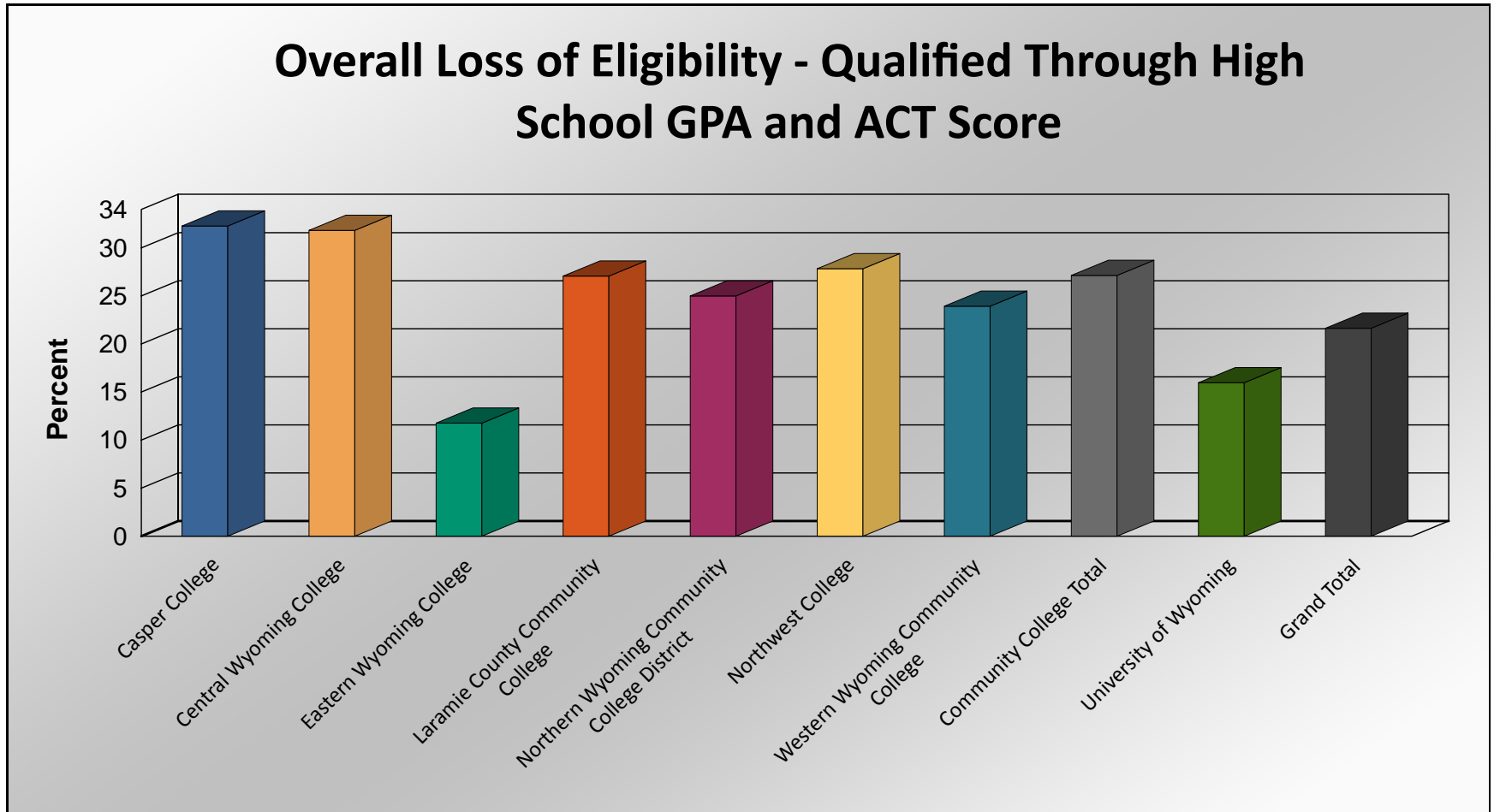
		Casper College	Central Wyoming College	Eastern Wyoming College	Laramie County Community College	Northern Wyoming Community College District	Northwest College	Western Wyoming Community College	Community College Total	University of Wyoming	Grand Total
CAREER	Students	11	5	9	7	8	11	4	55	0	55
	Lost Eligibility	2	2	2	3	4	7	0	20	0	20
	Percent	18.2%	40.0%	22.2%	42.9%	50.0%	63.6%	0.0%	36.4%	0.0%	36.4%
OPPORTUNITY	Students	48	14	6	27	19	23	35	172	79	251
	Lost Eligibility	20	5	1	8	7	9	10	60	14	74
	Percent	41.7%	35.7%	16.7%	29.6%	36.8%	39.1%	28.6%	34.9%	17.7%	29.5%
PERFORMANCE	Students	66	21	11	37	35	44	57	271	216	487
	Lost Eligibility	21	5	1	8	5	11	14	65	43	108
	Percent	31.8%	23.8%	9.1%	21.6%	14.3%	25.0%	24.6%	24.0%	19.9%	22.2%
HONORS	Students	33	4	8	14	22	19	21	121	306	427
	Lost Eligibility	8	2	0	4	5	0	4	23	39	62
	Percent	24.2%	50.0%	0.0%	28.6%	22.7%	0.0%	19.0%	19.0%	12.7%	14.5%
Total	Students	158	44	34	85	84	97	117	619	601	1,220
	Lost Eligibility	51	14	4	23	21	27	28	168	96	264
	Percent	32.3%	31.8%	11.8%	27.1%	25.0%	27.8%	23.9%	27.1%	16.0%	21.6%



Cohort 1 ("Sophomores")
Students who Initiated the Scholarship in 2006-07

**Overall Loss of Eligibility -
 Qualified Through High School GPA and ACT
 by Institution**

Statutory Reference: 21-16-1308(c)(ii)





**Cohort 1 ("Sophomores")
Students who Initiated the Scholarship in 2006-07**

Statutory Reference: 21-16-1308(c)(ii)

**Overall Loss of Eligibility -
Qualified Through High School GPA and WorkKeys
by Institution and Scholarship Level**

This report includes all students who lost eligibility and qualified through a High school GPA and WorkKeys score.

The pool of students who could potentially lose the scholarship is composed of the number of students who remained eligible after the prior school year + students who lost eligibility after the prior school year, but regained eligibility after the fall term of this school year (2007-08).

A student enrolling in more than one institution during the year is only counted once and is assigned to the last institution he/she enrolled in within the school year.

Due to confidentiality, individual rates not provided if student count is less than 6. Counts will be provided to stakeholders upon request.

		Casper College	Laramie County Community College	Western Wyoming Community College	Total
CAREER	Students Lost Eligibility Percent				9 7 77.8%



**Cohort 1 ("Sophomores")
Students who Initiated the Scholarship in 2006-07**

Statutory Reference: 21-16-1308(c)(ii)

**Overall Loss of Eligibility -
Qualified Through GED and ACT Score
by Institution and Scholarship Level**

This report includes all students who lost eligibility and qualified through GED and ACT score.

The pool of students who could potentially lose the scholarship is composed of the number of students who remained eligible after the prior school year + students who lost eligibility after the prior school year, but regained eligibility after the fall term of this school year (2007-08).

A student enrolling in more than one institution during the year is only counted once and is assigned to the last institution he/she enrolled in within the school year.

Due to confidentiality, individual rates not provided if student count is less than 6. Counts will be provided to stakeholders upon request.

		Casper College	Central Wyoming College	Laramie County Community College	Northern Wyoming Community College District	Northwest College	University of Wyoming	Total
CAREER	Students Lost Eligibility Percent							
OPPORTUNITY	Students Lost Eligibility Percent							
PERFORMANCE	Students Lost Eligibility Percent							
HONORS	Students Lost Eligibility Percent							
Total	Students Lost Eligibility Percent							12 7 58.3%



Cohort 1 ("Sophomores")
Students who Initiated the Scholarship in 2006-07

Statutory Reference: 21-16-1308(c)(ii)

**Overall Loss of Eligibility -
 Qualified Through a Home School Program and ACT Score
 by Institution and Scholarship Level**

This report includes all students who lost eligibility and qualified through a Home School Program and ACT score.

The pool of students who could potentially lose the scholarship is composed of the number of students who remained eligible after the prior school year + students who lost eligibility after the prior school year, but regained eligibility after the fall term of this school year (2007-08).

A student enrolling in more than one institution during the year is only counted once and is assigned to the last institution he/she enrolled in within the school year.

Due to confidentiality, individual rates not provided if student count is less than 6. Counts will be provided to stakeholders upon request.

		Casper College	Eastern Wyoming College	Laramie County Community College	Northern Wyoming Community College	Northwest College	Western Wyoming Community College	University of Wyoming	Total
OPPORTUNITY	Students Lost Eligibility Percent								
PERFORMANCE	Students Lost Eligibility Percent								
HONORS	Students Lost Eligibility Percent								
Total	Students Lost Eligibility Percent								20 7 35.0%

Graduation Rates



Cohort 1 ("Sophomores")
Students who Initiated the Scholarship in 2006-07

Graduation Rates
by Institution and Scholarship Level

Statutory Reference: 21-16-1308(c)(iv)

This report shows the number and rate of students who received a certificate or degree within the first two years of initiating the scholarship.

The percentage is based on the original number of enrolled students from the first year of the program. A student who graduated is accounted for under the institution where the student received the certificate or degree.

		Casper College	Central Wyoming College	Eastern Wyoming College	Laramie County Community College	Northern Wyoming Community College District	Northwest College	Western Wyoming Community College	Community College Total	University of Wyoming	Grand Total
CAREER	06/07 Students	35	14	15	21	11	21	12	129	0	129
	Graduated	2	0	4	1	2	0	1	10	0	10
	Percent	5.7%	0.0%	26.7%	4.8%	18.2%	0.0%	8.3%	7.8%	0.0%	7.8%
OPPORTUNITY	06/07 Students	106	27	8	67	40	43	60	351	165	516
	Graduated	11	4	1	3	5	5	11	40	0	40
	Percent	10.4%	14.8%	12.5%	4.5%	12.5%	11.6%	18.3%	11.4%	0.0%	7.8%
PERFORMANCE	06/07 Students	91	35	18	63	54	65	69	395	320	715
	Graduated	17	9	6	10	12	21	26	101	0	101
	Percent	18.7%	25.7%	33.3%	15.9%	22.2%	32.3%	37.7%	25.6%	0.0%	14.1%
HONORS	06/07 Students	40	5	8	24	29	28	26	160	337	497
	Graduated	14	2	7	7	12	11	13	66	0	66
	Percent	35.0%	40.0%	87.5%	29.2%	41.4%	39.3%	50.0%	41.3%	0.0%	13.3%
Total	06/07 Students	272	81	49	175	134	157	167	1,035	822	1,857
	Graduated	44	15	18	21	31	37	51	217	0	217
	Percent	16.2%	18.5%	36.7%	12.0%	23.1%	23.6%	30.5%	21.0%	0.0%	11.7%