



**PAWS
Reading
Grade 3**

**Released Items
With Data**

2010

Copyright © **2011** by the Wyoming Department of Education.

All rights reserved. No part of this publication may be reproduced or transmitted in any form or by any means, electronic or mechanical, including photocopy, recording, or any information storage and retrieval system, without permission in writing from the Wyoming Department of Education.

Pearson and the *Pearson* logo are trademarks, in the U.S. and/or other countries, of Pearson Education, Inc. or its affiliate(s).

Portions of this work were previously published.

Printed in the United States of America.

Imagine you have to explain to your class how easy it is to make a healthy snack. Read "Pizza-a-Plenty and Healthy Too!" After reading the directions, answer the questions as if you were preparing to explain how this snack is made.

Pizza-a-Plenty and Healthy Too!

You have always been told to eat foods that are good for you. It would be great if pizza could count as a healthy meal. Well, there is a way it can. The recipes below are for two tasty pizzas that are both healthy and easy to make. These pizzas are a dream come true. One makes a great dinner, and the other is a sweet treat. So now you can have pizza for dinner and dessert! Of course, any time you are working in the kitchen you should get help from an adult.

Easy Pizza on a Pita

Ingredients

To make this low-fat, healthy pizza that is also delicious, you will need:

- 1 whole-wheat pita (This is a thin, round bread that can be bought at most grocery stores.)
- 1 teaspoon of olive oil
- 2 tablespoons of pizza sauce from a jar
- $\frac{1}{4}$ cup of low-fat, grated mozzarella cheese
- $\frac{1}{4}$ cup of sliced vegetables (These could include green or red peppers, mushrooms, onions or olives. An adult should slice them for you.)
- 1 cookie sheet

Steps to make Easy Pizza on a Pita:

1. Ask an adult to set the oven to 350 degrees Fahrenheit.
2. Lay the pita on the cookie sheet. Smear the olive oil on the pita.
3. Spread the pizza sauce on top of the olive oil.
4. Sprinkle the cheese on top of the pizza sauce.

5. Put the vegetables on top of the cheese. You can put them on any way you like. You can make a face with them. Or you can arrange them to make the pizza colorful.

Now it is time to bake the pizza. It will need to bake for 10 minutes. Let an adult put it in and take it out of the oven. Also, have an adult cut the pizza into four slices. Then, eat up! The whole-wheat crust, low-fat cheese, and veggies make it good for you!

This Yummy Dessert Pita Pizza is also good for you. Follow the easy steps and enjoy pizza for the second time around!

Yummy Dessert Pita Pizza

Ingredients

To make this delicious after-pizza pizza, you will need:

- 1 whole-wheat pita
- $\frac{1}{4}$ cup of light whipped cream
- 1 cup of fruit slices (These could include bananas, strawberries, grapes or apples. You can also use whole berries, such as blueberries or raspberries.)
- 1 cookie sheet

Steps to make Yummy Dessert Pita Pizza:

1. Lay the pita on the cookie sheet.
2. Spread the whipped cream over the top of the pita.
3. Wash all fruits.
4. Have an adult help you slice the fruits. If you use an apple, an adult should cut the core out for you.
5. Layer the sliced fruits on top of the whipped cream. You can do this in any order or design you like.

That's it! Your dessert pizza does not need to be baked. Just have an adult cut it into four slices.

3462453

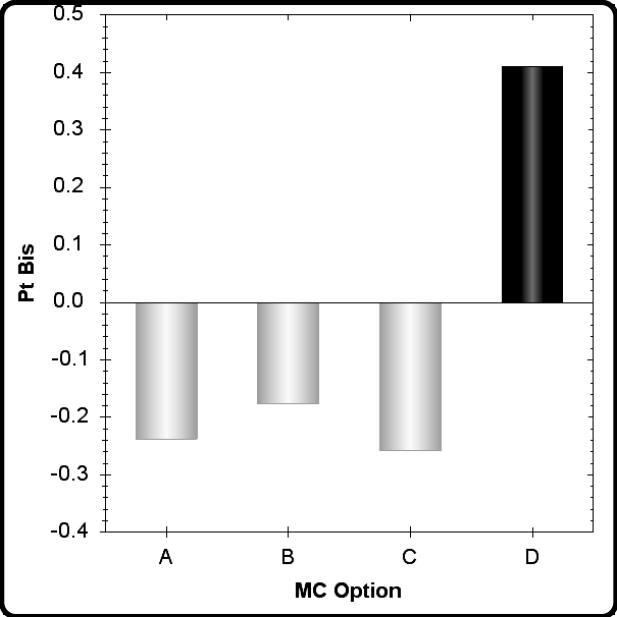
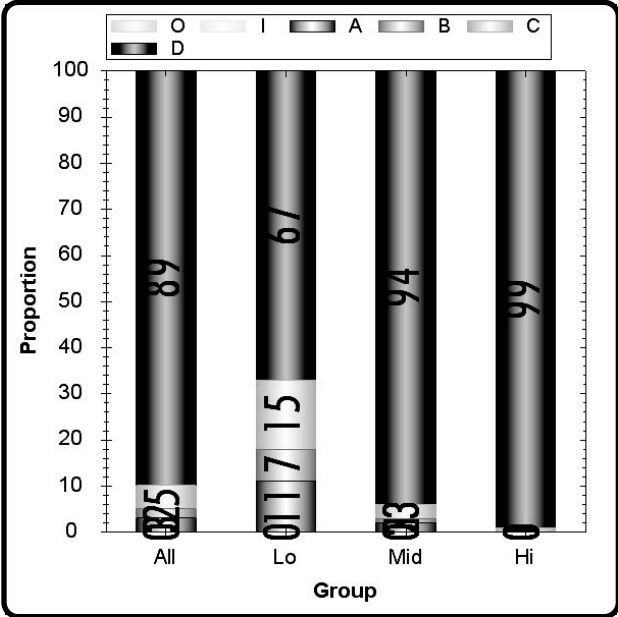
What goes on the whole-wheat pita before the pizza sauce?

- A.** Mushrooms
- B.** Onions
- C.** Red peppers
- D.** Olive oil

Type	Max Points	Correct Answer	N Count	Item Mean	Discrimination
Multiple Choice	1	D	6400	0.893	0.410

	A	B	C	D	Omit	Invalid
All	3	2	5	89	0	0
Low Scorers	11	7	15	67	0	0
Middle Scorers	2	1	3	94	0	0
High Scorers	0	0	1	99	0	0

MC Item Option Discriminations			
A	B	C	D
-0.238	-0.177	-0.258	0.410



Notes:

3413238

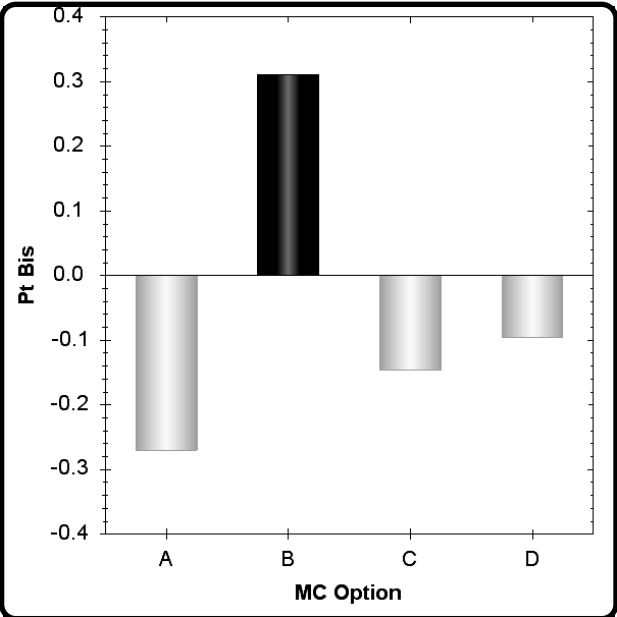
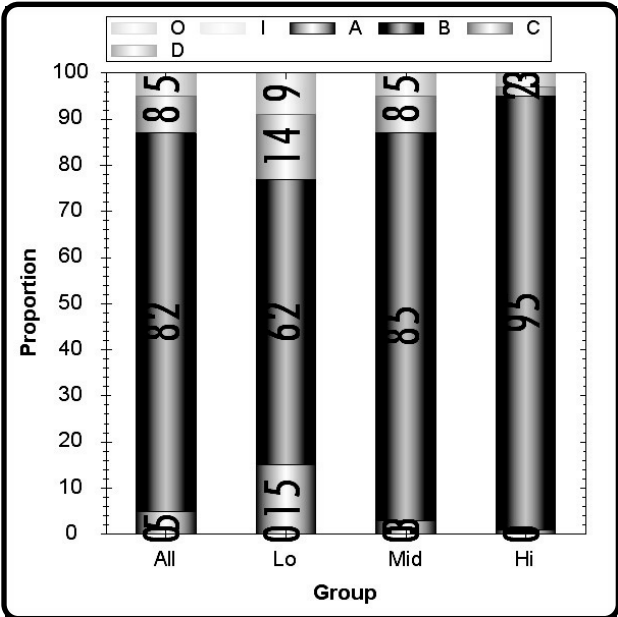
What should be done before placing the pita in the oven?

- A.** Heat the pizza sauce
- B.** Set the oven to 350 degrees Fahrenheit
- C.** Place the cookie sheet in the oven to warm
- D.** Cook the vegetables

Type	Max Points	Correct Answer	N Count	Item Mean	Discrimination
Multiple Choice	1	B	6400	0.820	0.311

	A	B	C	D	Omit	Invalid
All	5	82	8	5	0	0
Low Scorers	15	62	14	9	0	0
Middle Scorers	3	85	8	5	0	0
High Scorers	1	95	2	3	0	0

MC Item Option Discriminations			
A	B	C	D
-0.270	0.311	-0.146	-0.096



Notes:

3413235

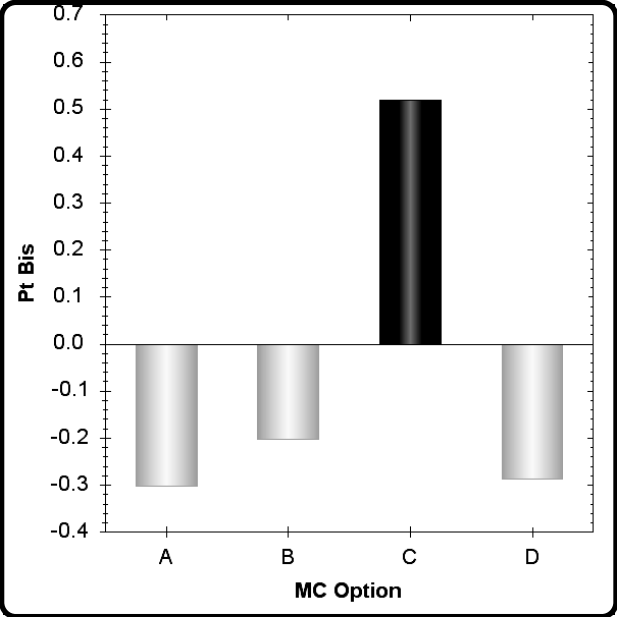
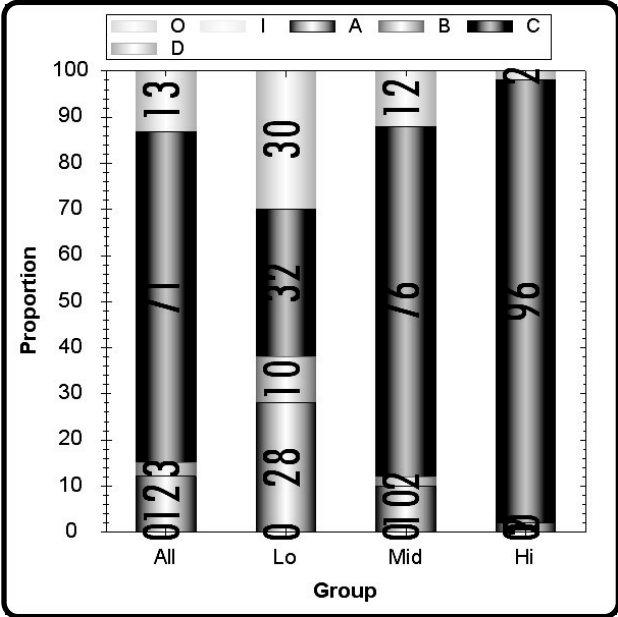
Based on the recipe, which of these can be used to make a face on top of an Easy Pizza on a Pita?

- A.** Pizza sauce
- B.** Olive oil
- C.** Vegetables
- D.** Cheese

Type	Max Points	Correct Answer	N Count	Item Mean	Discrimination
Multiple Choice	1	C	6400	0.711	0.519

	A	B	C	D	Omit	Invalid
All	12	3	71	13	0	0
Low Scorers	28	10	32	30	0	0
Middle Scorers	10	2	76	12	0	0
High Scorers	2	0	96	2	0	0

MC Item Option Discriminations			
A	B	C	D
-0.303	-0.203	0.519	-0.287



Notes:

3413248

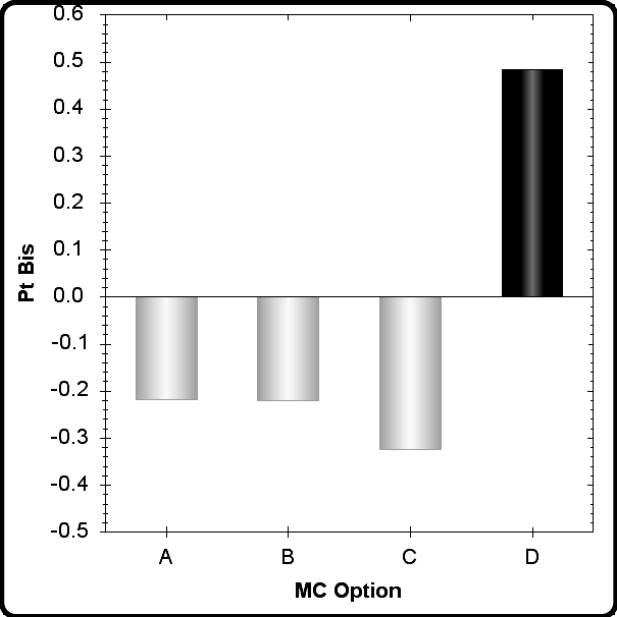
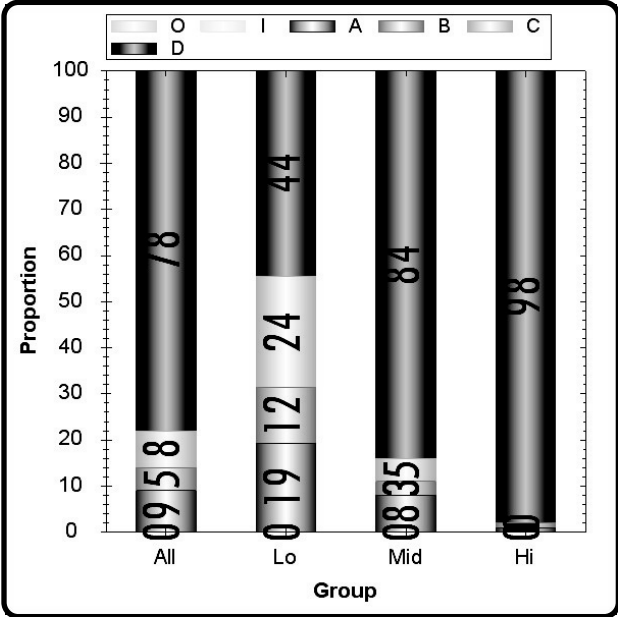
Which is the second step in making a Yummy Dessert Pita Pizza?

- A.** Arranging the fruits
- B.** Coring the apples
- C.** Cutting the pita into slices
- D.** Spreading the whipped cream

Type	Max Points	Correct Answer	N Count	Item Mean	Discrimination
Multiple Choice	1	D	6400	0.784	0.483

	A	B	C	D	Omit	Invalid
All	9	5	8	78	0	0
Low Scorers	19	12	24	44	0	0
Middle Scorers	8	3	5	84	0	0
High Scorers	1	1	0	98	0	0

MC Item Option Discriminations			
A	B	C	D
-0.219	-0.220	-0.325	0.483



Notes:

Non LEP students may perform better on this item as compared to LEP students. (B)

3413239

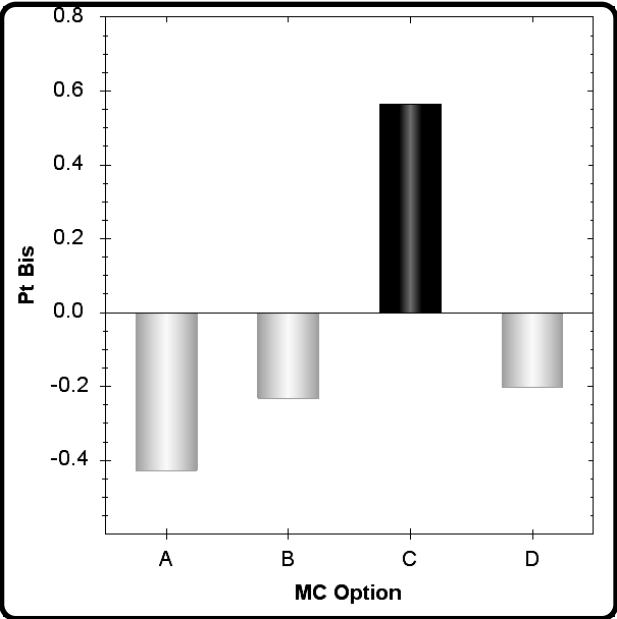
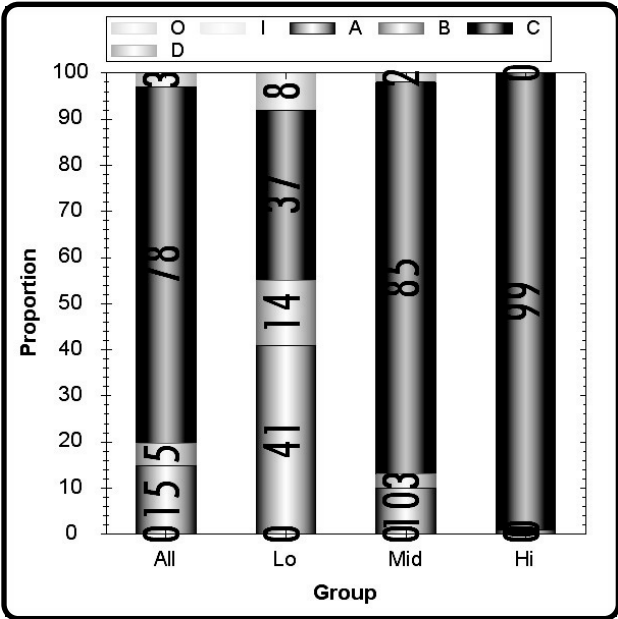
In the Yummy Dessert Pita Pizza, what must be done to the fruit before it is sliced?

- A.** It must be cooked.
- B.** It must be tasted.
- C.** It must be washed.
- D.** It must be squeezed.

Type	Max Points	Correct Answer	N Count	Item Mean	Discrimination
Multiple Choice	1	C	6400	0.779	0.565

	A	B	C	D	Omit	Invalid
All	15	5	78	3	0	0
Low Scorers	41	14	37	8	0	0
Middle Scorers	10	3	85	2	0	0
High Scorers	1	0	99	0	0	0

MC Item Option Discriminations			
A	B	C	D
-0.428	-0.232	0.565	-0.203



Notes:

Non LEP students may perform better on this item as compared to LEP students. (B)

3413234

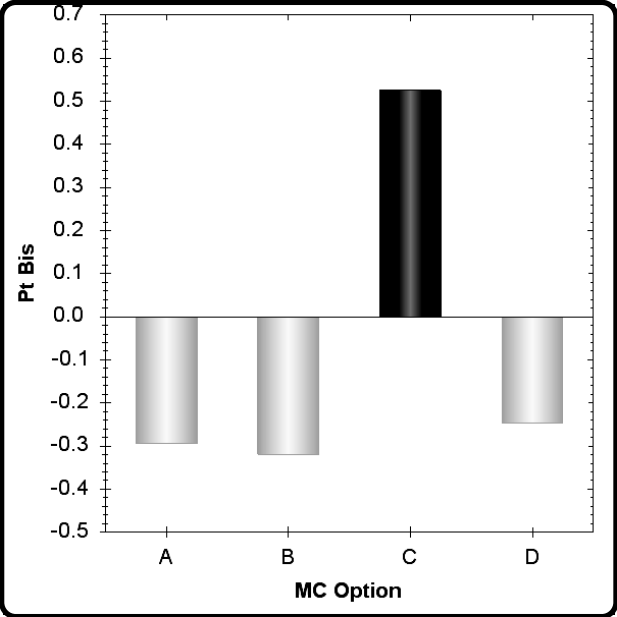

Which step in making the Yummy Dessert Pita Pizza requires an adult's help?

- A.** Spreading the whipped cream
- B.** Washing the fruit
- C.** Cutting out the apple core
- D.** Layering the fruit

Type	Max Points	Correct Answer	N Count	Item Mean	Discrimination
Multiple Choice	1	C	6400	0.862	0.525

	A	B	C	D	Omit	Invalid
All	4	5	86	5	0	0
Low Scorers	14	17	54	15	0	0
Middle Scorers	2	2	94	3	0	0
High Scorers	0	0	99	0	0	0

MC Item Option Discriminations			
A	B	C	D
-0.295	-0.319	0.525	-0.246



Notes:

Non SPED students may perform better on this item as compared to SPED students. (B)

3462451

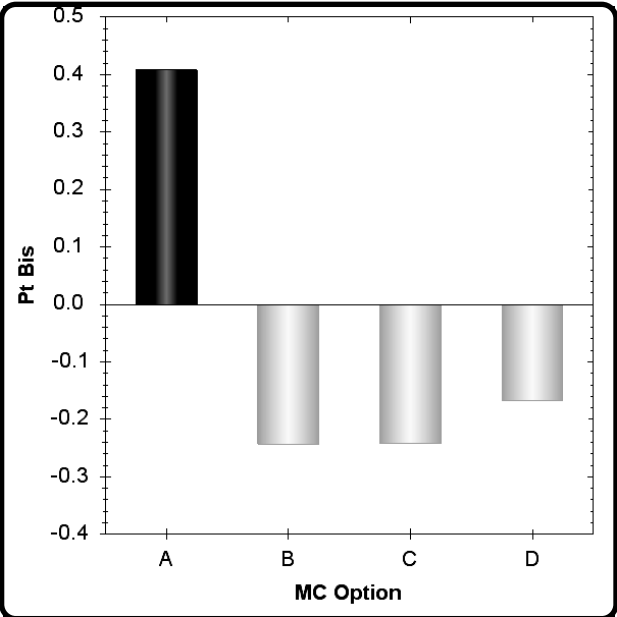
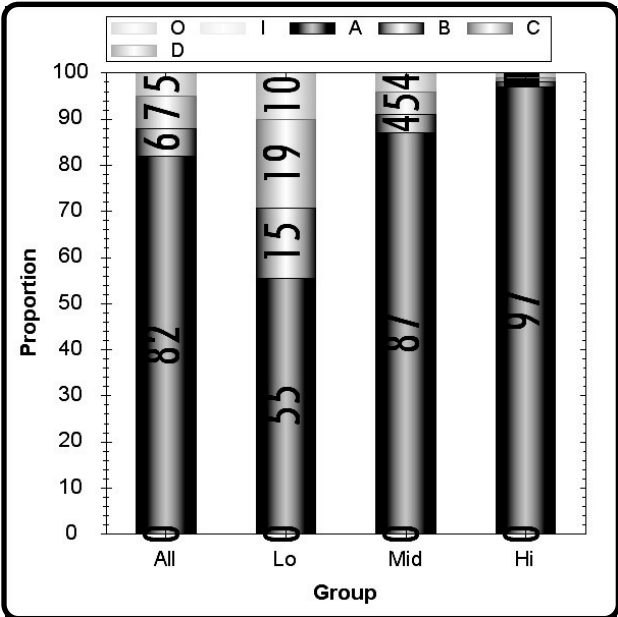
Why are the ingredients listed before the steps in the recipes?

- A.** So you can make sure you have everything before you begin
- B.** So you can see what temperature the oven should reach
- C.** To let you know if the pizza should be eaten for dinner or dessert
- D.** To tell you where you should buy everything

Type	Max Points	Correct Answer	N Count	Item Mean	Discrimination
Multiple Choice	1	A	6400	0.824	0.408

	A	B	C	D	Omit	Invalid
All	82	6	7	5	0	0
Low Scorers	55	15	19	10	0	0
Middle Scorers	87	4	5	4	0	0
High Scorers	97	1	1	1	0	0

MC Item Option Discriminations			
A	B	C	D
0.408	-0.243	-0.242	-0.167



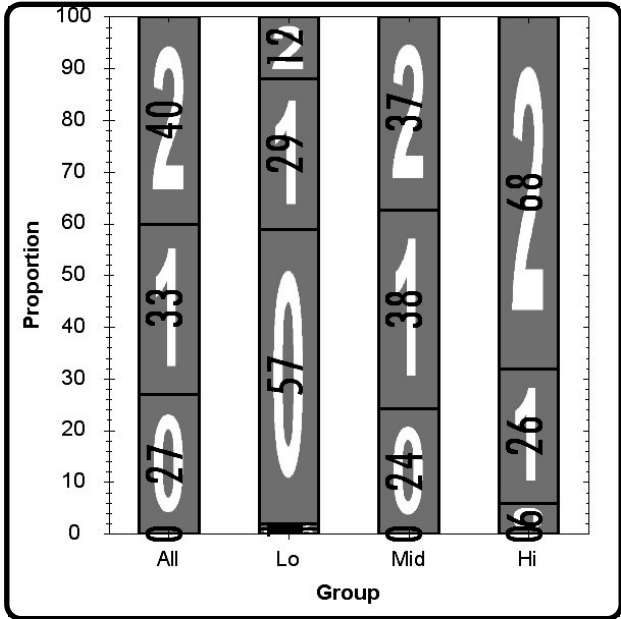
Notes:

Why is the Yummy Dessert Pita Pizza called an "after-pizza pizza"?

Grade 3	Reading	CID 3413257
Item # 52		R.03.F.1
Psg : Pizza-A-Plenty_PR		OP08

Type	Max Points	N Count	Item Mean	Discrimination
SR	2	6400	1.125	0.457

	0	1	2	Omit	Invalid
All	27	33	40	0	0
Low Scorers	57	29	12	1	1
Middle Scorers	24	38	37	0	0
High Scorers	6	26	68	0	0



Notes:

Non LEP students may perform better on this item as compared to LEP students. (B)

1 Why is the Yummy Dessert Pita Pizza called an "after-pizza pizza"?

The reason why the after-pizza pizza Dessert is called after-pizza pizza Dessert is because you eat it after the Easy Pizza on a Pita and it is a dessert food. That is why you call it the after pizza pizza.

Paper 1
Score Point 2

The response shows the relationship between the two pizzas (. . . *you eat it after the Easy Pizza on a Pita . . . it is a dessert food*) to explain why the Yummy Dessert Pita Pizza is called an "after-pizza pizza". The details are logical, relevant and sufficient to support the reader's position.

1 Why is the Yummy Dessert Pita Pizza called an "after-pizza pizza"?

Dessert Pita pizza is called an after
pizza pizza because we ^{eat} the Dessert
pizza after supper because it's dessert.

Paper 2
Score Point 1

The response provides an explanation of why the Yummy Dessert Pita Pizza is called an "after-pizza pizza" (. . . *eat the Dessert pizza after supper because it is dessert*), but fails to explain the relationship between the two pizzas. Therefore, the details are insufficient to support the reader's position.

1 Why is the Yummy Dessert Pita Pizza called an "after-pizza pizza"?

becume it is yummy
I like it

Paper 3

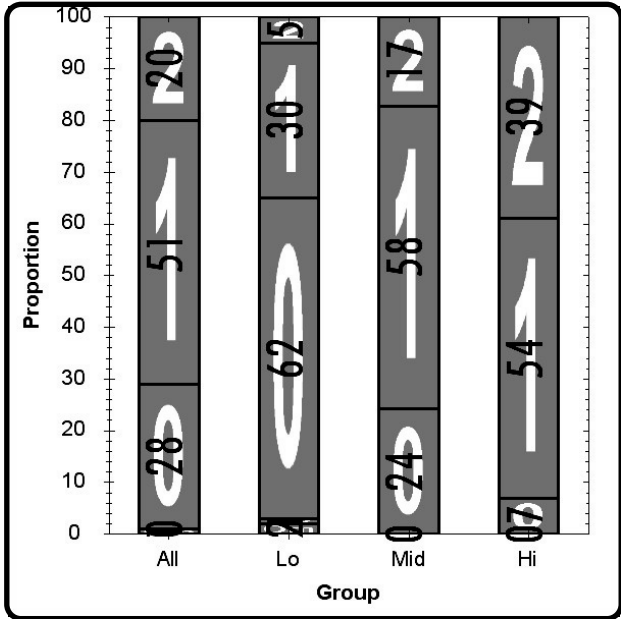
Score Point 0

The response attempts to provide an explanation of why the Yummy Dessert Pita Pizza is called an "after-pizza pizza" (*becume it is yummy*), but the response provides no accurate details from the text and the information is too general to clearly address the task.

In what two ways are the fruits and vegetables used the same on the two pizzas?

Type SR	Max Points 2	N Count 6400	Item Mean 0.910	Discrimination 0.459
------------	-----------------	-----------------	--------------------	-------------------------

	0	1	2	Omit	Invalid
All	28	51	20	1	0
Low Scorers	62	30	5	2	1
Middle Scorers	24	58	17	0	0
High Scorers	7	54	39	0	0



Notes:

1 In what two ways are the fruits and vegetables used the same on the two pizzas?

To make it look pretty. So it is healthy for you to eat.

Paper 1
Score Point 2

The response provides two examples from the passage of ways that fruits and vegetables are used the same on the two pizzas (*To make it look pretty, So it is healthy for you*). The details are logical, relevant and sufficient to support the reader's position.

1 In what two ways are the fruits and vegetables used the same on the two pizzas?

The fruits and vegetables
are used the same way because
they can make a smiley
face or make the pizza
colorful just by using fruits
and vegetables.

Paper 2
Score Point 1

While the response provides two relevant details from the passage (. . . *make a smiley face, make the pizza colorful*), both details describe the same use, decorations, so the details are insufficient to support the reader's position.

1 In what two ways are the fruits and vegetables used the same on the two pizzas?

1 cup of slices fruits.
Bananas strawberries
grapes apples. |
blueberries raspberries.
and 1 cookie sheet.

Paper 3
Score Point 0

The response includes a list ingredients and tools that one uses to make the fruit pizza. This list is irrelevant so the response does not address the task.

